

264-600

4/17/2012

1 of 12



UNITED STATES ENVIRONMENTAL PROTECTION AGENCY
Washington, D.C. 20460

OFFICE OF
CHEMICAL SAFETY AND
POLLUTION PREVENTION

Karen S. Cain
Bayer CropScience LP
2 T. W. Alexander Drive,
RTP, NC 27709

APR 17 2012

Subject: Label Amendments for Rotational Crop Intervals, Resistance Management, and Integrated Pest (weed) Management Sections.
Product name: Laudis Herbicide, Capreno Herbicide, Corvus Herbicide, Balance Flexx, Balance Pro
EPA Reg. No: 264-860, 264-1063, 264-1066, 264-1067, 264-600
Application Dated: 1/12/2012

Dear: Ms.Cain

The labeling referred to above, submitted in connection with registration under the Federal Insecticide, Fungicide, and Rodenticide Act (FIFRA), as amended, is acceptable.

Stamped copies of each of your labels are enclosed for your records. These labels supersede all previously accepted labels. You must submit one (1) copy of each of the final printed labels before you release the products for shipment. Products shipped after eighteen (18) months from the date of this letter must bear the new revised label. If these conditions are not complied with, the registration will be subject to cancellation in accordance with FIFRA §6(e). Your release for shipment of the product constitutes acceptance of these conditions.

If you have any questions, please contact Grant Rowland at 703-347-0254 or at Rowland.Grant@epa.gov.

Sincerely,

Kathryn Montague
Product Manager 23
Herbicide Branch
Registration Division (7505P)

2012

RESTRICTED USE PESTICIDE

May injure (phytotoxic) susceptible non-target plants.
For retail sale to and use only by certified applicators or persons under their direct supervision and only for those uses covered by the Certified Applicator's certification. Commercial and certified applicators must ensure that all persons involved in these activities are informed of the precautionary statements.

GROUP	27	HERBICIDE
-------	----	-----------

BALANCE® PRO Herbicide

For weed control in field corn in the states of: Arkansas, Colorado, Illinois, Indiana, Iowa, Kansas, Kentucky, Missouri, Montana, Nebraska, North Dakota, Ohio, Oklahoma, Pennsylvania, South Dakota, Tennessee, Texas and Wyoming. In the states of Colorado, Kansas, Missouri and South Dakota, a section 24(c) has been established that has more restrictive conditions on the use of this product. You should check with your state regulatory authority prior to use.

ACTIVE INGREDIENT:

Isoxaflutole* [5-cyclopropyl-4-(2-methylsulfonyl-4-trifluoromethylbenzoyl) isoxazole]..... 40.5%

OTHER INGREDIENTS: 59.5%

*Product contains 4.0 pounds of isoxaflutole per gallon.

E.P.A. Reg. No. 264-600

E.P.A. Est. No. 11773-IA-1




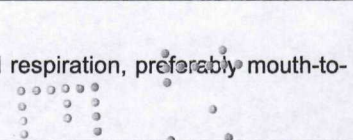
KEEP OUT OF REACH OF CHILDREN CAUTION

Si usted no entiende la etiqueta, busque a alguien para que se la explique a usted en detalle.
(If you do not understand the label, find someone to explain it to you in detail.)

For **MEDICAL** And **TRANSPORTATION** Emergencies **ONLY** Call 24 Hours A Day 1-800-334-7577

For **PRODUCT USE** Information Call 1-866-99BAYER (1-866-992-2937)

FIRST AID

IF SWALLOWED:	<ul style="list-style-type: none"> • Immediately call a poison control center or doctor for treatment advice. • Do not induce vomiting unless told to do so by a poison control center or doctor. • Have person sip a glass of water if able to swallow. • Do not give anything by mouth to an unconscious person. 	
IF ON SKIN OR CLOTHING:	<ul style="list-style-type: none"> • Take off contaminated clothing. • Rinse skin immediately with plenty of water for 15-20 minutes. • Call a poison control center or doctor for treatment advice. 	
IF IN EYES:	<ul style="list-style-type: none"> • Hold eye open and rinse slowly and gently with water for 15-20 minutes. • Remove contact lenses, if present, after the first 5 minutes, then continue rinsing. • Call a poison control center or doctor for treatment advice. 	
IF INHALED:	<ul style="list-style-type: none"> • Move person to fresh air. • If person is not breathing, call 911 or an ambulance, then give artificial respiration, preferably mouth-to-mouth if possible. • Call a poison control center or doctor for further treatment advice. 	
<p align="center">For MEDICAL Emergencies Call 24 Hours A Day 1-800-334-7577.</p> <p align="center">Have the product container or label with you when calling a poison control center or doctor or going for treatment.</p>		

NOTE TO PHYSICIAN: No specific antidote is available. All treatments should be based on observed signs and symptoms of distress in the patient. Overexposure to materials other than this product may have occurred.

PRECAUTIONARY STATEMENTS

CAUTION
HAZARD TO HUMANS AND DOMESTIC ANIMALS

Harmful if swallowed or absorbed through the skin. Causes moderate eye irritation. Avoid contact with skin, eyes or clothing. Avoid breathing vapor or spray mist.

PERSONAL PROTECTIVE EQUIPMENT (PPE)

Some of the materials that are chemical-resistant to this product are listed below. If you want more options, follow the instructions for category A on an EPA chemical-resistance category selection chart.

Applicators and other handlers must wear: Long-sleeved shirt and long pants, chemical-resistant gloves made of any waterproof material such as polyethylene or polyvinyl chloride, shoes plus socks and protective eye wear. When mixing/loading or cleaning equipment, wear a chemical resistant apron in addition to the other required PPE. Discard clothing and other absorbent materials that have been drenched or heavily contaminated with this product's concentrate. Do not reuse them. Follow manufacturer's instructions for cleaning/maintaining PPE. If no such instructions for washables, use detergent and hot water. Keep and wash PPE separately from other laundry.

ENGINEERING CONTROL STATEMENT

When handlers use closed systems, enclosed cabs in a manner that meets the requirements listed in the Worker Protection Standard (WPS) for agricultural pesticides [40 CFR 170.240 (d)(4-6)], the handler PPE requirements may be reduced or modified as specified in the WPS.

USER SAFETY RECOMMENDATIONS

Users should: Wash hands before eating, drinking, chewing gum, using tobacco or using the toilet. Remove clothing immediately if pesticide gets inside. Then wash thoroughly and put on clean clothing. Remove Personal Protective Equipment immediately after handling this product. Wash the outside of gloves before removing. As soon as possible, wash thoroughly and change into clean clothing.

ENVIRONMENTAL HAZARDS

Drift or runoff may adversely affect non-target plants. Drift and runoff may be hazardous to aquatic organism in neighboring areas. Do not apply directly to water, to areas where surface water is present or to intertidal areas below the mean high water mark. Do not contaminate water when disposing of equipment washwaters or rinsate.

Do not apply when weather conditions favor drift from treated areas. Do not use the same spray equipment for other purposes unless thoroughly cleaned. Do not contaminate water used for irrigation or domestic purposes.

This chemical is known to leach through soil into shallow ground water under certain conditions as a result of agricultural use. Thus, use of this chemical in areas where soils are permeable, particularly where the water table is shallow, may result in ground water contamination.

Isoxaflutole residues can contaminate surface water through spray drift. Under some conditions, isoxaflutole residues may also have a high potential for runoff into surface water (primarily via dissolution in runoff water), for several weeks after application. These include poorly draining or wet soils with readily visible slopes toward adjacent surface waters, frequently flooded areas, areas over-laying extremely shallow ground water, areas with in-field canals or ditches that drain to surface water, areas not separated from adjacent surface waters with vegetated filter strips and areas over-laying tile drainage systems that drain to surface water.

In fields having sands, loamy sands and sandy loam soils, special care should be taken not to over-irrigate since substantial over-irrigation promotes the leaching of chemicals.

This pesticide is toxic to some plants at very low concentrations. Non-target plants may be adversely affected if the pesticide is allowed to drift from areas of application. Exposure to isoxaflutole residues may injure or kill susceptible plants. Symptoms of phytotoxicity as a result of exposure to isoxaflutole include whitening or chlorosis of the foliage of affected plants. Cotton is particularly susceptible to isoxaflutole; therefore, exposure of cotton to isoxaflutole residues may affect cotton yield. To prevent damage to crops and other desirable plants, read and follow all directions and precautions on this label before using.

This product may not be mixed or loaded within 50 feet of any wells (including abandoned wells and drainage wells), sink holes, perennial or intermittent streams and rivers, and natural or impounded lakes and reservoirs. This setback does not apply to properly capped or plugged abandoned wells and does not apply to impervious pad or properly diked mixing/loading areas.

Operations that involve mixing, loading, rinsing or washing of this product into or from pesticide handling or application equipment or containers within 50 feet of any well are prohibited unless conducted on an impervious pad constructed to withstand the weight of the heaviest load that may be positioned on or moved across the pad. Such a pad shall be designed and maintained to contain any product spills or equipment leaks, container or equipment rinse or washwater and rainwater that may fall on the pad. Surface water shall not be allowed to either flow over or from the pad, which means the pad must be self-contained. The pad shall be sloped to facilitate material removal. An unroofed pad shall be of sufficient capacity to contain at a minimum 110% of the capacity of the largest pesticide container or application equipment on the pad. A pad that is covered by a roof of sufficient size to exclude completely precipitation from contact shall be of sufficient capacity to contain at a minimum of 100% of the capacity of the largest pesticide container or application equipment on the pad. Containment capacities as described above shall be maintained at all times. The above specific minimum containment capacities do not apply to vehicles when delivering pesticide shipments to the mixing/loading site. States may have in effect additional requirements regarding wellhead setbacks and operational containment.

Product must be used in a manner which will prevent back siphoning in wells, spills or improper disposal of excess pesticide, spray mixtures or rinsates.

DIRECTIONS FOR USE

**It is a violation of Federal law to use this product in a manner inconsistent with its labeling.
Read entire label before using this product.**

Do not apply this product in a way that will contact workers or other persons, either directly or through drift. Only protected handlers may be in the same area during application. For any requirements specific to your State or Tribe, consult the agency responsible for pesticides.

AGRICULTURAL USE REQUIREMENTS

Use this product only in accordance with its labeling and with the Worker Protection Standard, 40 CFR part 170. This standard contains requirements for the protection of agricultural workers on farms, forests, nurseries, and greenhouses, and handlers of agricultural pesticides. It contains requirements for training, decontamination, notification and emergency assistance. It also contains specific instructions and exceptions pertaining to the statements on this label about personal protective equipment (PPE) and restricted entry intervals. The requirements in this box only apply to uses of this product that are covered by the Worker Protection Standard.

Do not enter or allow worker entry into treated areas during the restricted entry interval (REI) of 12 hours.

PPE required for early entry to treated areas that is permitted under the Worker Protection Standard and that involves contact with anything that has been treated such as plants, soil or water, is coveralls over long-sleeved shirt and long pants, chemical-resistant gloves made of any waterproof material, socks plus chemical resistant footwear and protective eye wear.

STORAGE AND DISPOSAL

STORAGE

Do not contaminate water, food or feed by storage or disposal. Store in a cool, dry secured storage area.

PESTICIDE DISPOSAL

Wastes resulting from the use of this product may be disposed of on site or at an approved waste disposal facility.

CONTAINER DISPOSAL

Triple rinse or equivalent. Then offer for recycling or reconditioning or puncture and dispose of in a sanitary landfill or incineration, or if allowed by state and local authorities, by burning. If burned, stay out of smoke.

RETURNABLE – REFILLABLE CONTAINERS AND BULK CONTAINERS

BALANCE® PRO Herbicide may be repackaged by Bayer CropScience or a registered establishment in accordance with a valid Bayer CropScience *Bulk Delivery, Repackaging and Resell Agreement*. After use, return the container to the authorized repackaging facility for refilling or rededication according to the use agreement. **DO NOT REUSE THE CONTAINER FOR ANY OTHER PURPOSE.** Prior to refilling, inspect thoroughly for damage such as cracks, punctures, abrasions and damaged or worn out threads on closure devices. Do not refill or transport damaged or leaking containers. Check for leaks after refilling and before transportation. If the container is not being refilled or returned to the authorized repackaging facility, triple rinse the emptied container and offer for recycling or reconditioning, or dispose of in a manner approved by state and local authorities.

PRODUCT INFORMATION

BALANCE® PRO Herbicide is formulated as a soluble concentrate of isoxaflutole at a concentration of 4 pounds of active ingredient, isoxaflutole, per gallon.

BALANCE® PRO is a selective herbicide for control of important broadleaf and grass weeds infesting field corn when used as a preplant (surface-applied or incorporated) or preemergence herbicide.

BALANCE® PRO is effective in controlling glyphosate triazine, plant growth regulant (auxin), or ALS resistant populations of weed species which are listed in the "Weed Species Control" tables below on this label.

Seed corn inbreds and male pollenators within certain corn varieties, vary in their response to BALANCE® PRO Herbicide. Consult your seed company for advice BEFORE using BALANCE® PRO on seed corn inbreds.


Adverse crop response may increase and crop recovery may be slowed when corn is grown under conditions that inhibit crop growth. Such conditions include extremely wet, cold, or dry soils; high pH, or low fertility.

Do not irrigate BALANCE® PRO Herbicide into coarse soils at planting time when soils are saturated.

Do not apply this product through any type of irrigation system.

Do not apply this product using aerial application equipment.

Do not use flood or furrow irrigation to apply, activate or incorporate this product.



RESISTANCE MANAGEMENT

BALANCE® PRO Herbicide contains the active ingredient isoxaflutole which is an HPPD inhibitor mode of action (Group 27) and controls weeds by inhibition of carotenoid biosynthesis. Naturally occurring biotypes of certain weed species with resistance to a variety of herbicide modes of actions (triazine, ALS, PPO, glyphosate, HPPD, etc.) are known to exist. Repeated use of herbicides having similar modes of action allow resistant weed species to be selected for and spread. To manage the selection and spread of resistant weed populations, it is important to use herbicides with different modes of action in tank mixture, rotation or in conjunction with alternate cultural practices.

To help prevent the development of resistance to BALANCE® PRO Herbicide, always use the full labeled rates as shown on the label. If applying another solo postemergence HPPD herbicide (such as Laudis®, Impact® or Callisto®) in a two pass program, always include an additional effective mode of action herbicide(s) as a tank mix partner.

Integrated Pest (Weed) Management

BALANCE® PRO Herbicide may be integrated into an overall weed and pest management strategy whenever the use of a herbicide is required. Practices known to reduce weed development (tillage, crop competition) and herbicide use (weed scouting, proper application timing) should be followed wherever possible. Consult local agricultural and weed authorities for additional IPM strategies established for your area.

MIXING INSTRUCTIONS

Application with water or liquid fertilizer as a carrier: Fill the spray tank 1/4 to 1/2 of the required volume of water or liquid fertilizer prior to the addition of BALANCE® PRO. Add the proper amount of BALANCE® PRO, and then add the rest of the water or liquid fertilizer to the desired level. Maintain sufficient agitation to ensure a uniform spray mixture during application. If BALANCE® PRO is applied in a tank mixture with other pesticides, add BALANCE® PRO to the spray tank first and ensure it is thoroughly dispersed before adding other pesticides. Continue to fill the tank with carrier to the desired volume while agitating. **CONTINUE AGITATION DURING APPLICATION TO ENSURE A UNIFORM SPRAY MIXTURE.**

Re-suspending SC Products in Spray Solution: Like other suspension concentrates (SC's), BALANCE® PRO will settle if left standing without agitation. If the spray solution is allowed to settle for one hour or more, reagitrate the spray solution for a minimum of 10 minutes before application.

Sprayer Cleanup: To avoid injury or exposure to non-target crops, thoroughly clean all mixing and spray equipment, including pumps, nozzles, lines and screens with a good quality tank cleaner, on approved rinse pad or on the field site where an approved crop is to be grown.

TANK MIXTURES

BALANCE® PRO Herbicide can be applied in tank mixture with many other pesticides registered for use on approved crops. Refer to "Tank Mix Combination" section for rate recommendations and other restrictions.

COMPATIBILITY

If BALANCE® PRO Herbicide is to be tank mixed with liquid fertilizers or other pesticides, compatibility should be tested prior to mixing. To test for compatibility, use a small container and mix a small amount (0.5 to 1 qt) of spray, combining all ingredients in the same ratio as the anticipated use. If any indications of physical incompatibility develop, do not use this mixture for spraying. Indications of incompatibility usually will appear within 5-15 minutes after mixing. Read and follow the label of each tankmix product used for precautionary statements, directions for use, geographic and other restrictions.

APPLICATION PROCEDURES

APPLICATION TIMING

BALANCE® PRO Herbicide may be used in either conventional, conservation tillage, or no-till crop management systems and may be applied either preplant, preplant incorporated (less than 2" deep) or preemergence for use in field corn production. Do not apply after corn emerges or crop injury may occur.

BALANCE® PRO treatments are most effective in controlling weeds when adequate rainfall is received within 14 days after application. If cultivation is necessary because of soil crusting, soil compaction or weed germination before rain occurs, use shallow tillage such as rotary hoe to lightly incorporate BALANCE® PRO and make certain corn seeds are below the tilled area. If treated soil is moved during tillage practices in such a way that the herbicide barrier is no longer intact, weeds may emerge from areas where treated soil has been removed. Do not incorporate with a drag harrow after planting.

Preplant Surface-Applied: BALANCE® PRO may be applied up to 21 days before planting field corn; up to 30 days prior to planting when used in a planned sequential application program such as BALANCE® PRO followed by Liberty®, Buctril®, or other post applied herbicides. Refer to the label of the respective sequential partner for specific use directions. Split applications can be made with 60 percent of the recommended broadcast rate applied 15 to 30 days prior to planting and the remaining 40 percent applied at planting. Total BALANCE® PRO applied should equal the rate recommended (See Rate Tables) for a preplant treatment on the predominate soil type in the field. Moving treated soil out of the row or moving untreated soil to the surface during planting may result in reduced weed control.

Preplant Incorporated: BALANCE® PRO Herbicide may be applied up to 21 days before planting field corn; up to 30 days prior to planting when used in a planned sequential application program such as BALANCE® PRO followed by Liberty®, Buctril®, or other post applied herbicides. Refer to the label of the respective sequential partner for specific use directions. Apply to the soil and uniformly

incorporate in the top two inches of soil before planting using a finishing disc harrow, field cultivator or similar implement capable of providing uniform two inch incorporation. Do not incorporate BALANCE® PRO deeper than 2" or weed control may be reduced.

Preplant/Preemergence Burndown: When weeds are present at the time of treatment, a tank mixture of BALANCE® PRO Herbicide with crop oil concentrate or methylated seed oil is recommended for burndown of labeled weeds 3" or less in height. When weeds are greater than 3" in height or weeds not controlled by BALANCE® PRO Herbicide are present, the addition of a burndown herbicide (e.g., Gramoxone® Extra, Roundup® ULTRA™, or 2,4-D) is recommended. If giant ragweed, common cocklebur, henbit, pennsylvania smartweed or purple deadnettle are present at the time of application, the addition of atrazine will improve control. Observe directions for use and precautions and restrictions on the label of the burndown herbicide. When mixing with liquid nitrogen fertilizer or Roundup® ULTRA™, substitute a non-ionic surfactant for crop oil concentrate.

Preemergence: Apply BALANCE® PRO Herbicide during planting (behind the planter after furrow closure) or after planting, but before weeds or crop emerge. Failure to thoroughly close and firm the seed furrow may allow herbicide to directly contact the seed which can cause injury.

GROUND APPLICATION

AVOID SPRAY OVERLAPS AS EXCESSIVE RATES MAY RESULT IN ADVERSE CROP RESPONSE.

Apply BALANCE® PRO Herbicide alone or in tank mixtures by ground equipment in a minimum of 10 gallons of spray mixture per acre. Uniform, thorough spray coverage is important to achieve consistent weed control. To minimize spray drift to non-target areas, apply this product using nozzles which deliver a coarse or larger spray droplet as defined by ASAE standard S-572 and as shown in nozzle manufacturer's catalogues. Keep the spray boom at the lowest possible spray height above the target surface. Refer to nozzle manufacturer's recommendations for proper nozzle, pressure setting and sprayer speed for optimum product performance and minimal spray drift. Use sprayers that provide accurate and uniform application.

Uneven application, sprayers not properly calibrated, or improper incorporation may decrease the level of weed control and/or increase the level of adverse crop response. Over applications or boom overlapping may result in stand loss.

Maintain constant ground speed while applying product to ensure proper distribution. **MAINTAIN ADEQUATE AGITATION AT ALL TIMES, INCLUDING MOMENTARY STOPS.**

BANDED APPLICATION

Banding herbicide application equipment must be carefully calibrated to prevent crop exposure to concentrations of BALANCE® PRO that exceed the labeled rate for the soil type. It is critical to insure that the calibrated band width equates to actual band width realized in field applications. Bands actually delivered at a width narrower than targeted will concentrate the product and increase the risk for crop response.

EVEN FLAT SPRAY TIP NOZZLES AND A BAND WIDTH OF NO LESS THAN 12" MUST BE USED.

Band Treatment- Apply a broadcast equivalent rate and volume per acre. To determine these:

$$\frac{\text{Band width in inches}}{\text{Row width in inches}} \times \text{Broadcast RATE per acre} = \text{Amount product needed per acre.}$$

Row width in inches

$$\frac{\text{Band width in inches}}{\text{Row width in inches}} \times \text{Broadcast spray VOLUME per acre} = \text{Amount Band spray VOLUME needed per acre}$$

Row width in inches

RESTRICTIONS AND PRECAUTIONS FOR USE ON FIELD CORN

In the States of CO, KS, KY, MO, and TN, if the water table (i.e, level of saturation) is less than 25 feet below the ground surface, do not use on loamy sand or sand surface soil and subsoils with an average organic matter (in the upper 12 inches) of less than 2% by weight.

In the States of IA, IL, IN, MT, ND, NE, OH, PA, SD and WY, if the water table (i.e level of saturation) is less than 25 feet below the ground surface, do not use on sandy loam, loamy sand or sand surface soils and subsoils with an average organic matter (in the upper 12 inches) of less than 2% by weight.

PLANT CORN AT LEAST 1 1/2 INCHES DEEP. CORN SEED MUST BE COMPLETELY COVERED WITH SOIL AND FURROW FIRMED.

Do not apply more than 3.0 fluid ounces of BALANCE® PRO Herbicide per acre in one season or exceed the maximum labeled rate for any given soil type.

Application of BALANCE® PRO Herbicide at less than recommended rates for the appropriate soil will only provide suppression of sensitive weeds.

BALANCE® PRO Herbicide applications to **coarse soils** with organic matter of less than 1.5% by weight or pH greater than 7.5 may cause adverse crop response.

The use of BALANCE® PRO Herbicide is not recommended on soils that have organic matter of less than 1.5% and a pH greater than 7.5.

Use on clay knolls, eroded hill sides, terracing with scraped exposed subsoil, or other areas of coarser and/or lower organic matter soils, may cause adverse crop response.

To prevent off-site movement of soil containing this product to non-target areas, do not apply BALANCE® PRO Herbicide to areas receiving less than 15 inches of average annual precipitation unless supplemented to at least the equivalent of 15 inches of annual precipitation with irrigation water.

Carryover from Command® herbicide use can increase the potential for adverse crop response.

Do not apply solo HPPD inhibitor postmergence herbicides (Laudis®, Impact®, Callisto®) to corn that has been treated with BALANCE® PRO Herbicide in the same growing season.

ROTATIONAL CROP RESTRICTIONS

Rotational crops vary in their crop response to low concentrations of BALANCE® PRO remaining in the soil. The amount of BALANCE® PRO that may be present in the soil depends on soil moisture, soil temp, application rate, elapsed time since application and other environmental factors. When BALANCE® PRO is used in combination with other products; always follow the most restrictive rotational crop requirements.

The following rotational crops may be planted after applying BALANCE® PRO in Corn:

Rotational Interval	Crop	Geography	Precipitation Requirement ¹
0 Months	Corn (Field)	All	None
4 Months	(Wheat, triticale)	All	None
6 Months	Soybeans, Barley, Sweet corn, Popcorn, Potato, Grain, Oats, Rye, Sorghum, and Sunflower	All	None
10 Months	Alfalfa	All	15 inches of cumulative precipitation from application to planting of rotational crop.*
10 Months	Sugarbeets	East of the Mississippi River	15 inches of cumulative precipitation from application to planting of rotational crop.*
10 Months	Rice, Cotton	All	15 inches of cumulative precipitation from application to planting of rotational crop.*
11 Months	Peanut	All	15 inches of cumulative precipitation from application to planting of rotational crop.*
12 Months	Carrots	All	15 inches of cumulative precipitation from application to planting of rotational crop.*
18 Months	Sugarbeets	West of the Mississippi River	15 inches of cumulative precipitation from application to planting of rotational crop.*
18 Months	All other crops	All	15 inches of cumulative precipitation from application to planting of rotational crop.*
			*Furrow or Flood irrigation not to be included in total. No more than 7 inches of overhead irrigation included in total.

¹The amount of cumulative precipitation required before planting a rotational crop is in addition to the required rotational interval given in months.

SPECIFIC USE DIRECTIONS

BALANCE® PRO HERBICIDE APPLIED ALONE AS PART OF A PLANNED SEQUENTIAL WEED CONTROL PROGRAM

Application Timing	Amount of BALANCE® PRO Herbicide per Acre					
	Soil Texture					
	Coarse Soils		Medium Soils**		Fine Soils	
	Sand, Loamy sand, Sandy loam		Loam, Silt loam, Silt, Sandy clay loam		Silty clay loam, Clay loam, Sandy clay, Silty clay, Clay	
	< 1.5% O.M.	> 1.5% O.M.	< 1.5% O.M.	> 1.5% O.M.	< 1.5% O.M.	> 1.5% O.M.
Early Preplant (Surface Applied or Incorporated) 8 to 30 days prior to planting	Not Recommended (See Below)*	2.25 to 3.0 fluid ounces	3.0 fluid ounces	3.0 fluid ounces	3.0 fluid ounces	3.0 fluid ounces
Preplant (Surface Applied or Incorporated) 0 to 7 days prior to planting or preemergence	Not Recommended (See Below)*	1.5 to 1.88 fluid ounces	1.88 to 2.6 fluid ounces	2.25 to 3.0 fluid ounces	2.25 to 3.0 fluid ounces	2.25 to 3.0 fluid ounces

O.M. = Organic Matter by weight

Within rate ranges in the rate tables, use the lower rate on soils that are relatively coarse-textured or low in organic matter. Use the higher rate on soils that are relatively fine-textured or high in organic matter or when the preplant application is made further from planting.

*Use on **coarse soils** of less than 1.5% organic matter by weight or pH greater than 7.5 may result in adverse crop response.

When BALANCE® PRO Herbicide is applied preemergence to **medium soils with a pH greater than 7.5, reduce the rate by 0.25 fluid ounce from the recommended rate.

When using BALANCE® PRO Herbicide on fields with variable soils, optimum weed control will result when overall application rate is based on the predominant soil type(s) within a field. Use on clay knolls, eroded hill sides, terracing with scraped exposed subsoil, or other areas of coarse soils with organic matter of less than 1.5% by weight, rate should be reduced to one half the rate used on the predominant soil type in the field, not to exceed one fluid ounce per acre.

TANK MIX COMBINATIONS

BALANCE® PRO Herbicide is recommended as the foundation herbicide in an integrated weed control program.

Tank mix combinations may be used in either conventional, conservation tillage or no-till cropping systems and be applied at the same timings as BALANCE® PRO Herbicide unless otherwise specified in the tank mix label. Multiple tank mixtures are allowed unless otherwise specified by the respective product labels. Check all tank mix product labels for proper rates and compatibilities for multiple tank mixes.

BALANCE® PRO HERBICIDE TANK MIX USE DIRECTIONS

Application Timing	Amount of BALANCE® PRO Herbicide per Acre					
	Soil Texture					
	Coarse Soils Sand, Loamy sand, Sandy loam		Medium Soils*** Loam, Silt loam, Silt, Sandy clay loam		Fine Soils Silty clay loam, Clay loam, Sandy clay, Silty clay, Clay	
	< 1.5% O.M.	> 1.5% O.M.	< 1.5% O.M.	> 1.5% O.M.	< 1.5% O.M.	> 1.5% O.M.
Early Preplant (Surface Applied or Incorporated) 8 to 21* days prior to planting	Not Recommended (See Below)**	1.5 to 3.0 fluid ounces	2.25 to 3.0 fluid ounces	3.0 fluid ounces	3.0 fluid ounces	3.0 fluid ounces
Preplant (Surface Applied or Incorporated) 0 to 7 days prior to planting or preemergence	Not Recommended (See Below)**	1.5 to 1.88 fluid ounces	1.88 to 2.76 fluid ounces	2.25 to 3.0 fluid ounces	2.25 to 3.0 fluid ounces	2.25 to 3.0 fluid ounces

O.M. = Organic Matter by weight

Within rate ranges in the rate tables, use the lower rate on soils that are relatively coarse-textured or low in organic matter. Use the higher rate on soils that are relatively fine-textured or high in organic matter or when the preplant application is made further from planting.

* BALANCE® PRO Herbicide may be applied up to 30 days prior to planting when used in a planned sequential application program such as Balance followed by Liberty, Buctril, or other post applied herbicides.

**Use on coarse soils of less than 1.5% Organic Matter by weight or pH greater than 7.5 may result in adverse crop response.

*** When BALANCE® PRO Herbicide is applied preemergence to medium soils with a pH greater than 7.5, reduce the rate by 0.25 fluid ounce from the recommended rate.

When using BALANCE® PRO Herbicide on fields with variable soils, optimum weed control will result when overall application rate is based on the predominant soil type(s) within a field. Use on clay knolls, eroded hill sides, terracing with scraped exposed subsoil, or other areas of coarse soils with organic matter of less than 1.5% by weight, rate should be reduced to one half the rate used on the predominant soil type in the field, not to exceed one fluid ounce per acre.

BALANCE MAY BE TANKMIXED WITH THESE HERBICIDES FOR CONTROL OF CERTAIN BROADLEAF AND GRASS WEEDS IN CORN.

Tank mixes with BALANCE® PRO Herbicide are not limited to the tank mix partners listed below for use on field corn in accordance with the more restrictive of label limitations and precautions. No label dosage rates should be exceeded. This product cannot be mixed with any product containing a label prohibition against such mixing. Refer and follow the label of each tank mix partner used for precautionary statements, directions for use, geographic and other restrictions.

TANK MIX PARTNERS NOT CONTAINING A TRIAZINE HERBICIDE.

Apply the following tank mix partners at one half to full rate based on the product's allowable use rate for specific soil types and/or organic matter content.

- DUAL®/DUAL® II/ DUAL® II MAGNUM
- FRONTIER®
- HARNESS®
- LASSO® / MICRO-TECH®/ PARTNER®
- PROWL® 3.3 EC/ PROWL® H2O
- SURPASS®
- TOPNOTCH®
- DEFINE™ DF
- DEFINE™ SC
- DEGREE™
- OUTLOOK®

TANK MIX PARTNERS CONTAINING A TRIAZINE HERBICIDE

Apply the following tank mix partners at one half to full rate but not to exceed 1.5 pounds total triazine when used preemergence to 7 days prior to planting. Do not exceed 2.0 pounds total triazine when used early preplant 8-21 days prior to planting. Do not exceed 1 pound total active ingredient per acre of Simazine/Princep.

- ATRAZINE 4L
- ATRAZINE 90 WG
- BICEP® II / BICEP® Lite II / BICEP® II Magnum/ BICEP® Lite II Magnum
- BULLET®
- FIELD MASTER®
- FULTIME®
- G-MAX™ Lite
- GUARDSMAN®
- GUARDSMAN® Max
- HARNESS® Xtra
- HARNESS® Xtra 5.6L
- KEYSTONE™
- LARIAT®
- LEADOFF®
- SIMAZINE/PRINCEP (1 pound a.i. maximum use rate on fine and medium soils; 0.5 pound a.i. maximum use rate on coarse soils)
- SURPASS® 100
- DEGREE XTRA™

SEQUENTIAL APPLICATIONS

BALANCE®PRO Herbicide may be applied as the first herbicide in an integrated weed control program that includes sequential postemergence herbicide applications with products such as LAUDIS® Herbicide, dicamba-containing herbicides (such as Status®, Banvel®, etc.), IGNITE®280 SL Herbicide or glyphosate in transgenic field corn. If applying solo HPPD herbicides such as LAUDIS®, Impact® or Callisto®, always add another effective mode of action herbicide as a tank mix partner.

Sequential herbicide applications either before or following BALANCE®PRO Herbicide treatments may be used to control additional weeds. Refer to all parts of the individual product labels of herbicides used in sequence with BALANCE®PRO Herbicide.

**BROADLEAF AND GRASS WEEDS
CONTROLLED BY BALANCE® PRO HERBICIDE ALONE AND IN TANK MIXTURES FOR FIELD CORN**

Broadleaf Weeds (C = Weeds Controlled, S= Suppression)	BALANCE® PRO Alone	BALANCE® PRO plus Atrazine or Premixes containing Atrazine	BALANCE® PRO plus pre-emerge grass herbicide		Grassy Weeds (C = Weeds Controlled, S= Suppression)	BALANCE® PRO Alone	BALANCE® PRO plus Atrazine or Premixes containing Atrazine	BALANCE® PRO plus pre-emerge grass herbicide
Amaranth, Palmer	C	C	C		Barnyardgrass	C	C	C
Buffalobur	C	C	C		Crabgrass, large	C	C	C
Burcucumber	S	S	S		Crabgrass, smooth	C	C	C
Buttercup, small flower	C	C	C		Cupgrass, woolly **	C	C	C
Carpetweed			C		Foxtail, bristly	C	C	C
Chamomile spp.	C	C	C		Foxtail, giant	C	C	C
Chickweed, common	C	C	C		Foxtail, green	C	C	C
Cocklebur*		C			Foxtail, robust purple	C	C	C
Copperleaf, hophornbeam	C	C	C		Foxtail, robust white	C	C	C
Dandelion (seedling)	C	C	C		Foxtail, yellow**	C	C	C
Deadnettle, purple	C	C	C		Goosegrass	C	C	C
Galinsoga	C	C	C		Johnsongrass, seedling	C	C	C
Henbit	S	C	S		Panicum, fall	C	C	C
Jimsonweed	C	C	C		Panicum, Texas	C	C	C
Kochia	C	C	C		Proso millet, wild**	C	C	C
Lambsquarters, common	C	C	C		Sandbur, field**	S	S	S
Mallow, Venice	C	C	C		Shattercane **	S	S	S
Marestail	C	C	C		Signalgrass, broadleaf **	C	C	C
Morningglory, annual*		C			Witchgrass			C
Wild mustard	C	C	C					
Nightshade, black	C	C	C					
Nightshade, eastern black	C	C	C					
Nightshade, hairy			C					
Pennycress, field	C	C	C					
Pepperweed, Virginia	C	C	C					
Plantain, broadleaf	C	C	C					
Pigweed, prostrate	C	C	C					
Pigweed, redroot	C	C	C					
Pigweed, smooth	C	C	C					
Purslane, common	C	C	C					
Radish, wild	C	C	C					
Ragweed, common	C	C	C					
Ragweed, giant*	S	C	S					
Russian Thistle	C	C	C					
Shepherds-purse	C	C	C					
Smartweed, Pennsylvania	C	C	C					
Spurge, toothed	C	C	C					
Sunflower, wild*		C						
Velvetleaf	C	C	C					
Waterhemp, common	C	C	C					
Waterhemp, tall	C	C	C					

* These weeds may require a postemergence application of BUCTRIL® or other appropriate postemergence herbicides.

** These weeds will be suppressed and / or be reduced in competition. Reduced competition weeds will be stunted in growth and / or be of reduced populations as compared to non-treated areas. Commercially acceptable control may require the application of an appropriate preemergence tank mixture or sequential postemergence herbicide treatment.

IMPORTANT: READ BEFORE USE

Read the entire Directions for Use, Conditions, Disclaimer of Warranties and Limitations of Liability before using this product. If terms are not acceptable, return the unopened product container at once.

By using this product, user or buyer accepts the following Conditions, Disclaimer of Warranties and Limitations of Liability.

CONDITIONS: The directions for use of this product are believed to be adequate and must be followed carefully. However, it is impossible to eliminate all risks associated with the use of this product. Crop injury, ineffectiveness or other unintended consequences may result because of such factors as weather conditions, presence of other materials, or the manner of use or application, all of which are beyond the control of Bayer CropScience. All such risks shall be assumed by the user or buyer.

DISCLAIMER OF WARRANTIES: TO THE EXTENT CONSISTENT WITH APPLICABLE LAW, BAYER CROPSCIENCE MAKES NO OTHER WARRANTIES, EXPRESS OR IMPLIED, OF MERCHANTABILITY OR OF FITNESS FOR A PARTICULAR PURPOSE OR OTHERWISE, THAT EXTEND BEYOND THE STATEMENTS MADE ON THIS LABEL. No agent of Bayer CropScience is authorized to make any warranties beyond those contained herein or to modify the warranties contained herein. TO THE EXTENT CONSISTENT WITH APPLICABLE LAW, BAYER CROPSCIENCE DISCLAIMS ANY LIABILITY WHATSOEVER FOR SPECIAL, INCIDENTAL OR CONSEQUENTIAL DAMAGES RESULTING FROM THE USE OR HANDLING OF THIS PRODUCT.

LIMITATIONS OF LIABILITY: TO THE EXTENT CONSISTENT WITH APPLICABLE LAW, THE EXCLUSIVE REMEDY OF THE USER OR BUYER FOR ANY AND ALL LOSSES, INJURIES OR DAMAGES RESULTING FROM THE USE OR HANDLING OF THIS PRODUCT, WHETHER IN CONTRACT, WARRANTY, TORT, NEGLIGENCE, STRICT LIABILITY OR OTHERWISE, SHALL NOT EXCEED THE PURCHASE PRICE PAID, OR AT BAYER CROPSCIENCE'S ELECTION, THE REPLACEMENT OF PRODUCT.

NET CONTENTS: 45 fluid ounces and 100 gallons

BALANCE, BUCTRIL, Liberty and Axiom are registered trademarks and Define is a trademark of Bayer.

Callisto, Gramoxone, Surpass, Dual, Bicep and Magnum are registered trademarks of a Syngenta Group Company.

Fultime, Keystone and TopNotch are trademarks of Dow AgroSciences.

Roundup, Harness, Micro-Tech, Lasso, Partner, Bullet, Field Master and Lariat are registered trademarks and Degree and Degree Xtra are trademarks of Monsanto Company.

Frontier, Guardsman, Guardsman Max, G-Max Lite, Outlook, Prowl, Prowl H₂O and Status are registered trademarks of BASF Corporation.

Leadoff is a registered trademark of E.I. DuPont de Nemours & Co.

Command is a registered trademark of FMC Corporation.

Impact is a registered trademark of AMVAC.

Banvel is a registered trademark of Arysta Life Sciences North America LLC.



Bayer CropScience

Bayer CropScience LP

P.O. Box 12014, 2 T.W. Alexander Drive

Research Triangle Park, North Carolina 27709

1-866-99BAYER (1-866-992-2937)

BALANCE PRO Herbicide (Pending) 01/04/2012