

264-516

03/14/2006

1/28

Please read instructions on reverse before completing form

Form Approved. OMB No. 2070-0060. Approval expires 05-31-98

	United States Environmental Protection Agency Washington, DC 20460	<input type="checkbox"/> Registration <input type="checkbox"/> Amendment <input checked="" type="checkbox"/> Other	OPP Identifier Number
--	---	--	-----------------------

Application for Pesticide - Section I

1. Company/Product Number 264-516	2. EPA Product Manager Tony Kish	3. Proposed Classification <input checked="" type="checkbox"/> None <input type="checkbox"/> Restricted
4. Company/Product Name Aliette WDG Fungicide	PM# 22	
5. Name and Address of Applicant (Include ZIP Code) Bayer CropScience 2 T. W. Alexander Drive Research Triangle Park, NC 27709 <input type="checkbox"/> Check. If this is a new address		6. Expedited Review. In accordance with FIFRA Section 3(c)(3) (b)(i), my product is similar or identical in composition and labeling to: EPA Reg. No. _____ Product Name _____

Section - II

<input type="checkbox"/> Amendment - Explain below. <input type="checkbox"/> Resubmission in response to Agency letter dated _____ <input checked="" type="checkbox"/> Notification - Explain below.	<input type="checkbox"/> Final printed labels in response to Agency letter dated _____ <input type="checkbox"/> "Me Too" Application. <input type="checkbox"/> Other - Explain below.
--	---

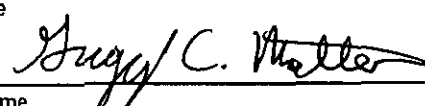
NOTIFICATION
MAR 14 2006

Explanation: Use additional page(s) if necessary. (For Section I and Section II.)
 REGFEE Not Applicable. Notification of minor label corrections to (1) the tobacco use direction and (2) the Limits of Liability section.

Section - III

1. Material This Product Will Be Packaged In:					
Child-Resistant Packaging <input type="checkbox"/> Yes* <input type="checkbox"/> No	Unit Packaging <input type="checkbox"/> Yes <input type="checkbox"/> No If "Yes" Unit Packaging wgt. _____	Water Soluble Packaging <input type="checkbox"/> Yes <input type="checkbox"/> No If "Yes" Package wgt. _____	2. Type of Container <input type="checkbox"/> Metal <input type="checkbox"/> Plastic <input type="checkbox"/> Glass <input type="checkbox"/> Paper <input type="checkbox"/> Other (Specify) _____	3. Location of Net Contents Information <input type="checkbox"/> Label <input type="checkbox"/> Container	4. Size(s) Retail Container No. Per Container _____
* Certification must be submitted		No. Per Container _____	5. Location of Label Directions <input type="checkbox"/> On Label <input type="checkbox"/> On Labeling accompanying product		
6. Manner in Which Label is Affixed to Product <input type="checkbox"/> Lithograph <input type="checkbox"/> Other _____ <input type="checkbox"/> Paper Glued <input type="checkbox"/> Stenciled					

Section - IV

1. Contact Point (Complete items directly below for identification of individual to be contacted, if necessary, to process this application.)		
Name Gregory C. Mattern	Title Registration Manager	Telephone No. (Include Area Code) (919) 549-2631
Certification I certify that the statements I have made on this form and all attachments thereto are true, accurate and complete. I acknowledge that any knowingly false or misleading statement may be punishable by fine or imprisonment or both under applicable law.		6. Date Application Received (Stamped)
2. Signature 	3. Title Product Registration Manager	
4. Typed Name Gregory C. Mattern	5. Date 02/22/2006	

2/68

NOTIFICATION

MAR 14 2006

ALIETTE® WDG Fungicide




ACTIVE INGREDIENT: Aluminum tris (O-ethyl phosphonate)80.0%
INERT INGREDIENTS:20.0%

EPA Reg. No. 264-516 EPA Est. No. 264-MO-02

KEEP OUT OF REACH OF CHILDREN CAUTION

For **MEDICAL** And **TRANSPORTATION** Emergencies **ONLY** Call 24 Hours A Day 1-800-334-7577
For **PRODUCT USE** Information Call 1-866-99BAYER (1-866-992-2937)

FIRST AID

IF IN EYES:	<ul style="list-style-type: none"> • Hold eye open and rinse slowly and gently with water for 15-20 minutes. • Remove contact lenses, if present, after the first 5 minutes, then continue rinsing. • Call a poison control center or doctor for treatment advice. 	
IF ON SKIN OR CLOTHING:	<ul style="list-style-type: none"> • Take off contaminated clothing. • Rinse skin immediately with plenty of water for 15-20 minutes. • Call a poison control center or doctor for treatment advice. 	
IF SWALLOWED:	<ul style="list-style-type: none"> • Immediately call a poison control center or doctor for treatment advice. • Do not induce vomiting unless told to do so by a poison control center or doctor. • Have person sip a glass of water if able to swallow. • Do not give anything by mouth to an unconscious person. 	
<p style="text-align: center;">For MEDICAL Emergencies Call 24 Hours A Day 1-800-334-7577.</p> <p style="text-align: center;">Have the product container or label with you when calling a poison control center or doctor or going for treatment.</p>		

PRECAUTIONARY STATEMENTS

CAUTION

HAZARDS TO HUMANS AND DOMESTIC ANIMALS

Harmful if swallowed or absorbed through the skin or inhaled. Causes moderate eye injury. Avoid contact with skin, eyes or clothing.

PERSONAL PROTECTIVE EQUIPMENT (PPE)

Applicators and other handlers must wear long-sleeved shirt and long pants, waterproof gloves, shoes plus socks, and protective eyewear.

Follow manufacturer's instructions for cleaning/maintaining personal protective equipment (PPE). If no such instructions for washables, use detergent and hot water. Keep and wash PPE separately from other laundry. When handlers use closed systems, enclosed cabs, or aircraft in a manner that meets the requirements listed in the Worker Protection Standard (WPS) for agricultural pesticides [40 CFR 170.240 (d) (4-6)], the handler PPE requirements may be reduced or modified as specified in the WPS.

User Safety Recommendations

Users should:

- Wash hands before eating, drinking, chewing gum, using tobacco or using the toilet.
- Remove PPE clothing immediately if pesticide gets inside. Then wash thoroughly and put on clean clothing.

ENVIRONMENTAL HAZARDS

This product is toxic to aquatic and estuarine invertebrates. Drift and runoff may be hazardous to aquatic and estuarine organisms in neighboring areas. Do not apply directly to water, to areas where surface water is present or to intertidal areas below the mean high water mark. Do not contaminate water when disposing of equipment washwaters.

DIRECTIONS FOR USE

**It is a violation of Federal Law to use this product in a manner inconsistent with its labeling.
Read entire label before using this product.**

Do not apply this product in a way that will contact workers or other persons, either directly or through drift. Only protected handlers may be in the area during application. For any requirements specific to your State or Tribe, consult agency responsible for pesticide regulation.

AGRICULTURAL USE REQUIREMENTS

Use this product only in accordance with its labeling and with the Worker Protection Standard, 40 CFR part 170. This standard contains requirements for the protection of agricultural workers on farms, forests, nurseries, and greenhouses, and handlers of agricultural pesticides. It contains requirements for training, decontamination, notification, and emergency assistance. It also contains specific instructions and exceptions pertaining to the statements on this label about personal protective equipment (PPE) and restricted-entry interval. The requirements in this box only apply to uses of this product that are covered by the Worker Protection Standard.

Do not enter or allow worker entry into treated areas during the restricted entry interval of 12 hours.

PPE required for early entry to treated areas that is permitted under the Worker Protection Standard and that involves contact with anything that has been treated, such as plants, soil, or water, is: coveralls, chemical-resistant gloves (made of any waterproof material, such as polyvinyl chloride, nitrile rubber, or butyl rubber), shoes plus socks, and protective eyewear.

STORAGE AND DISPOSAL

Do not contaminate water, food or feed by storage or disposal.

PESTICIDE STORAGE:

Store in original container and keep tightly closed. Store in a cool dry area.

PESTICIDE DISPOSAL:

Pesticide wastes are acutely hazardous. Improper disposal of excess pesticide, spray mixture, or rinsate is a violation of Federal Law. If these wastes cannot be disposed of by use according to label instructions, contact your State Pesticide or Environmental Control Agency, or the Hazardous Waste representative at the nearest EPA Regional Office for guidance.

CONTAINER DISPOSAL:

Completely empty bag into application equipment. Then dispose of empty bag in a sanitary landfill or by incineration, or, if allowed by State and local authorities, by burning. If burned, stay out of smoke.

DIRECTIONS THROUGH SPRINKLER IRRIGATION SYSTEMS

Use of ALIETTE® WDG Fungicide through chemigation is not allowed in California, except for Citrus.

Apply this product only through sprinkler irrigation systems including mini-sprinkler, drip, solid set and center pivot. Do not apply this product through any other type of irrigation system.

SPRAY PREPARATION: Remove scale, pesticide residues, and other foreign matter from the chemical tank and entire injector system. Flush with clean water.

APPLICATION INSTRUCTIONS: First prepare a suspension of ALIETTE® WDG in a mix tank. Fill tank with 1/2 to 3/4 the desired amount of water. Start mechanical or hydraulic agitation. Add the required amount of ALIETTE® WDG, and then the remaining volume of water. Then set sprinkler to deliver 0.1 to 0.3 inch of water per acre. Start sprinkler and uniformly inject the suspension of ALIETTE® WDG into the irrigation water line so as to deliver the desired rate per acre. The suspension of ALIETTE® WDG should be injected with a positive displacement pump into the main line ahead of a right angle turn to insure adequate mixing. If you should have any other questions about calibration, you should contact State Extension Service specialists, equipment manufacturers or other experts.

NOTE: For Mini-sprinkler and Drip Irrigation Systems: When treatment with ALIETTE® WDG has been completed, further field irrigation over the treated area should be avoided for 24 to 48 hours.

For Solid Set and Center Pivot Irrigation Systems: When treatment with ALIETTE® WDG has been completed, further field irrigation over the treated area should be avoided until foliage is dry to prevent washing the chemical off the crop.

GENERAL PRECAUTIONS FOR APPLICATIONS THROUGH SPRINKLER IRRIGATION SYSTEMS

Maintain continuous agitation in mix tank during mixing and application to assure a uniform suspension.

The system must contain a functional check valve, vacuum relief valve, and low pressure drain appropriately located on the irrigation pipeline to prevent water source contamination from backflow. The pesticide injection pipeline must contain a functional, automatic, quick-closing check valve to prevent the flow of fluid back toward the injection pump. The pesticide injection pipeline must also contain a functional, normally closed solenoid-operated valve located on the intake side of the injection pump and connected to the system interlock to prevent fluid from being withdrawn from the supply tank when the irrigation system is either automatically or manually shutdown. The system must contain functional interlocking controls to automatically shut off the pesticide injection pump when the water pump motor stops. The irrigation line or water pump must include a functional pressure switch which will stop the water pump motor when the water pressure decreases to the point where pesticide distribution is adversely affected. Systems must use a metering pump, such as a positive displacement injection pump (e. g., diaphragm pump) effectively designed and constructed of materials that are compatible with pesticides and capable of being fitted with a system interlock.

Do not apply when wind speed favors drift, when system connection or fittings leak, when nozzles do not provide uniform distribution or when lines containing the product must be dismantled and drained.

Crop injury, lack of effectiveness, or illegal pesticide residues in the crop may result from non uniform distribution of treated water.

Allow sufficient time for pesticide to be flushed through all lines and all nozzles before turning off irrigation water. A person knowledgeable of the chemigation system and responsible for its operation shall shut the system down and make necessary adjustments should the need arise. Do not connect an irrigation system (including greenhouse systems) used for pesticide application to a public water system unless the label-prescribed safety devices for public water supplies are in place.

GENERAL APPLICATION INSTRUCTIONS FOR FOLIAR APPLICATIONS

ALIETTE® WDG Fungicide is an effective systemic product for control of various diseases when used according to the label directions.

MIXING INSTRUCTIONS

1. Fill the spray tank with 1/4 - 1/2 of the required volume of water prior to the addition of ALIETTE® WDG.
2. Add ALIETTE® WDG slowly to the tank and agitate by hydraulic or mechanical means.

Note: Bayer CropScience has determined that phytotoxicity from solubilized copper may occur if products containing copper are tank-mixed with ALIETTE® WDG or if unbuffered ALIETTE® WDG is applied to foliage with copper residues.

Do not tank-mix with copper compounds. When applied prior to or after copper compounds, the pH of ALIETTE® WDG should be raised to 6.0 or above with the addition of an alkaline buffer such as Potassium Carbonate (3 lbs Potassium Carbonate to 5 lbs ALIETTE® WDG) or DiAmmonium Phosphate (5 lbs DiAmmonium Phosphate to 5 lbs ALIETTE® WDG).

3. Slowly add alkaline buffering agent (if needed).

CAUTION: When Potassium Carbonate is used as a buffer Carbon Dioxide (CO²) gas is released during the buffering process. The spray tank must NOT be sealed until the CO² release associated with the reaction subsides (approximately 5 minutes).

4. Continue to fill the tank with water to the desired volume while agitating.
5. Continue agitation when applying.

GENERAL APPLICATION INSTRUCTIONS FOR TRUNK SPRAYS AND PAINTS

1. Mix ALIETTE® WDG with a small volume of water. The specific rates and gallonage to use are listed under the citrus and stone fruit sections of the label.
2. Apply to wound area as a spray or paint on limbs or trunk of citrus or stone fruit trees in sufficient volume to cover the entire area to be treated.

COMPATIBILITY:

ALIETTE® WDG Fungicide is compatible with most products used in agriculture; however, crop sensitivity to these mixtures may vary. In particular, foliar fertilizers and copper products may not be compatible with ALIETTE® WDG Fungicide and the combined use may cause phytotoxicity to various crops. If these combinations or others have not been used before, do not tank mix without first testing the safety of the combination (compatibility and crop phytotoxicity).

The use of spray adjuvants (e.g., stickers, spreaders, wetting agents) are not recommended with ALIETTE® WDG Fungicide. However, if an adjuvant is going to be mixed with ALIETTE® WDG Fungicide, it should be tested prior to use for compatibility. Due to ALIETTE® WDG Fungicide's acidic nature, do not tank mix with acid type compatibility spray adjuvants (e.g., Buffit® Spray-aide, Triton AG-44M) or with adjuvants designed to enhance pesticide penetration (e.g., Herbex® or Induce®).

Physical compatibility with ALIETTE® WDG should be checked when mixing with soluble concentrate or "flowable" formulation pesticides such as Bravo® 720 and Rovral® 4F. Add the correct proportions of each product and water into a clear container, thoroughly mix and then let stand for 3-5 minutes. If the mixture remains in suspension or can be remixed readily, the products are considered compatible. Buffering as described above may increase compatibility.

To determine if a combination is phytotoxic to a specific crop, spray a few plants/trees and then evaluate 3-7 days later for visual effects.

APPLICATION:

Apply ALIETTE® WDG Fungicide with sufficient water volumes to obtain adequate coverage of foliage. The gallonage needed will vary by crop and growth stage. For vegetables and small fruit, do not apply ALIETTE® WDG Fungicide by ground in less than 20 gals/Acre. Aerial applications for all labeled crops should not be made in less than 10 gals/Acre. To insure good coverage of tree fruit, spray to wet.

**ALIETTE® WDG FUNGICIDE IS REGISTERED FOR USE ON
THE FOLLOWING CROPS**

Tree Fruits and Nuts	Small Fruits	Vegetables	Miscellaneous Crops
Avocado (Non-Bearing and Bearing)	Blueberries	Asparagus	Bananas
Citrus (Non-Bearing and Bearing)	Caneberry Subgroup	Brassica Crop Grouping	Ginseng
Macadamia Nuts	Cranberries	Cucurbit Crop Grouping	Hops
Pome Fruit (Non-Bearing and Bearing)	Grapes (East of the Rocky Mountains Only)	Leafy Vegetable Crop Grouping	Pineapple
Stone Fruit and Almond (Non-Bearing)	Strawberry	Onion (Dry Bulb)	Tobacco
		Tomato	

AVOCADO (NON-BEARING)

(Trees that will not produce marketable fruit for 12 months after the last ALIETTE® WDG application)

When used in conjunction with good cultural management practices, ALIETTE® WDG is effective in controlling avocado root rot caused by *Phytophthora cinnamomi* and avocado canker caused by *P. citricola*.

DISEASE	APPLICATION METHOD	RATE lbs product	APPLICATION PROGRAM
Phytophthora Canker (<i>Phytophthora citricola</i>)	Trunk Spray or Paint	2.5-5.0/5 gals	Mix the desired amount of ALIETTE® WDG with 5 gallons of water and apply to the trunk lesion in a sufficient volume to thoroughly wet the entire lesion. If no lesion is present, the application should be made from the soil line up the trunk approximately two feet. If trunk lesions are present, the higher rate should be used. Nursery tree resets and new plantings should be treated at the time of planting.
Phytophthora Root Rot (<i>Phytophthora cinnamomi</i>)	Drench	Use at a concentration of 5.0 oz/10 gals	Apply 1 quart of solution to the pot or sleeve of each tree 2-3 days prior to transplanting.
	Foliar	5.0/100 gals	Begin application at transplanting or the start of the growing season and continue for up to 4 applications per year at 60 day intervals. Spray to run-off.

RESTRICTIONS AND LIMITATIONS:

- For foliar applications do not exceed 100 GPA.
- Do not allow livestock to graze on the floor of treated groves.
- Do not cut cover crops for feed.

6/28

AVOCADO (BEARING)

When used in conjunction with good cultural management practices, ALIETTE® WDG is effective in controlling avocado root rot caused by *Phytophthora cinnamomi* and avocado canker caused by *P. citricola*.

DISEASE	APPLICATION METHOD	RATE lbs product	APPLICATION PROGRAM
Phytophthora Canker (<i>Phytophthora citricola</i>)	Trunk Spray or Paint	2.5-5.0/5 gals	Mix the desired amount of ALIETTE® WDG with 5 gallons of water and apply to the trunk lesion in a sufficient volume to thoroughly wet the entire lesion. If no lesion is present, the application should be made from the soil line up the trunk approximately two feet. If trunk lesions are present, the higher rate should be used. Nursery tree resets and new plantings should be treated at the time of planting.
Phytophthora Root Rot (<i>Phytophthora cinnamomi</i>)	Foliar	5.0/Acre	Begin application at the start of the growing season and repeat every 60 days. Spray to run-off.
		1.0/100 gals	Apply as instructed above. This volumetric concentration is derived from a per acre foliar application rate of 5 lbs of ALIETTE® WDG diluted in 500 gals of water.

RESTRICTIONS AND LIMITATIONS:

- Applications can be made on the same day of harvest (PHI = 12 hours).
- For foliar applications do not exceed 500 GPA.
- Do not apply more than 5.0 lbs of ALIETTE® WDG per acre per application.
- Do not exceed 20 lbs product/acre per year.
- Do not allow livestock to graze on the floor of treated groves.
- Do not cut cover crops for feed.

Note: In order to apply the correct amount of product to your groves you must know the number of gallons of water needed to spray one acre of trees to the point of drip. If you do not know this gallonage you should conduct a test to determine it. If you do not know how to conduct such a test with your equipment you should seek assistance from your equipment dealer or Cooperative Extension Service.

CITRUS (NON-BEARING)

(Trees that will not produce marketable fruit for 12 months after the last ALIETTE® WDG application)

ALIETTE® WDG applied in conjunction with good cultural management practices will provide effective control of foot rot, root rot and gummosis caused by *Phytophthora* spp.

DISEASE	APPLICATION METHOD	RATE lbs product	APPLICATION PROGRAM
Phytophthora Foot & Root Rot (<i>Phytophthora</i> spp.)	Root Dip	3.0/100 gals	Thoroughly mix ALIETTE® WDG in the desired volume of water and dip the entire root system for 30-60 minutes prior to planting in the field.
	Foliar	5.0/100 gals	Begin application when conditions favor disease development. (If you are unsure about whether these conditions exist, check with your Cooperative Extension Service.)
	Chemigation	5.0/Acre	For foliar applications spray to wet. For chemigation inject ALIETTE® WDG continuously while applying a scheduled irrigation.
Phytophthora Root Rot or Gummosis (<i>Phytophthora</i> spp.)	Trunk Spray or Paint	2.5-5.0/5 gals	Mix the desired amount of ALIETTE® WDG with 5 gallons of water and apply to the trunk lesion in a sufficient volume to thoroughly wet the entire lesion. If no lesion is present, the application should be made from the soil line up the trunk approximately two feet. If trunk lesions are present, the higher rate should be used. Nursery tree resets and new plantings should be treated at the time of planting.

RESTRICTIONS AND LIMITATIONS:

- Any combination of labeled application methods can be used, however, do not exceed a total of four applications or 20 lbs/Acre per year.
- ALIETTE® WDG may be applied by ground, air, or chemigation.
- Do not exceed 100 GPA for foliar applications.
- Do not graze livestock in treated groves.
- Do not feed forage from treated groves.

Note: Bayer CropScience has determined that phytotoxicity from solubilized copper may occur if products containing copper are tank-mixed with ALIETTE® WDG or if unbuffered ALIETTE® WDG is applied to foliage with copper residues.

Do not tank-mix with copper compounds. When applied prior to or after copper compounds, the pH of ALIETTE® WDG should be raised to 6.0 or above with the addition of an alkaline buffer such as Potassium Carbonate (3 lbs Potassium Carbonate to 5 lbs ALIETTE® WDG) or DiAmmonium Phosphate (5 lbs DiAmmonium Phosphate to 5 lbs ALIETTE® WDG).

Adjuvants which enhance pesticide penetration may cause phytotoxicity when mixed with ALIETTE® WDG.

Mixing ALIETTE® WDG with surfactants or foliar fertilizers is not recommended. Citrus sensitivity to a particular combination should be determined by spraying a small area of foliage and fruit. Evaluate 3-7 days later for adverse effects.

8/28

CITRUS (BEARING)

ALIETTE® WDG applied in conjunction with good cultural practices will provide effective control of foot rot, root rot, gummosis, and fruit brown rot caused by *Phytophthora* spp. ALIETTE® WDG also controls ice-nucleating bacteria (California only) and suppresses Alternaria Brown Spot (Florida only).

DISEASE	APPLICATION METHOD	RATE lbs product	APPLICATION PROGRAM
Phytophthora Foot Rot or Gummosis (<i>Phytophthora</i> spp.)	Trunk Spray or Paint	2.5-5.0/5 gals	Mix the desired amount of ALIETTE® WDG with 5 gallons of water and apply to the trunk lesion in a sufficient volume to thoroughly wet the entire lesion. If no lesion is present, the application should be made from the soil line up the trunk approximately 2 feet. If trunk lesions are present the higher rate should be used.
Phytophthora Foot & Root Rot Brown Rot (<i>Phytophthora</i> spp.)	Foliar	5.0/Acre	Apply as a spray to wet when conditions favor disease development. (If you are unsure about whether these conditions exist, check with your Cooperative Extension Service.)
		1.0/100 gals	Apply as instructed above. This volumetric concentration is derived from a per acre foliar application rate of 5 lbs of ALIETTE® WDG diluted in 500 gals of water.
Phytophthora Foot & Root Rot (<i>Phytophthora</i> spp.)	Chemigation	5.0/Acre	Begin application when conditions favor disease development. (If you are unsure about whether these conditions exist, check with your Cooperative Extension Service.) Inject ALIETTE® WDG continuously during a scheduled irrigation.
Alternaria Brown Spot (<i>Alternaria</i> spp.) (Suppression only) Florida only	Foliar	5.0/Acre	ALIETTE® WDG suppresses <i>Alternaria</i> spp. that cause Brown Spot. The first application should be applied in the spring at the first sign of new growth. A second and third application should follow at 30-45 day intervals. Apply in sufficient water and direct spray to insure thorough coverage of the susceptible foliage and fruit.
		1.0/100 gals	Apply as instructed above. This volumetric concentration is derived from a per acre foliar application rate of 5 lbs of ALIETTE® WDG diluted in 500 gals of water.
Ice-nucleating bacteria (<i>Pseudomonas syringae</i> , <i>P. fluorescens</i> , <i>Erwinia herbicola</i>) California only	Foliar	5.0/Acre	Apply as a spray in mid November (this allows sufficient time for the ice-nucleating bacteria to decompose before frost conditions are likely). Thorough coverage is required. (See note under 'Restrictions and Limitations'.)
		1.0/100 gals	Apply as instructed above. This volumetric concentration is derived from a per acre foliar application rate of 5 lbs of ALIETTE® WDG diluted in 500 gals of water.

RESTRICTIONS AND LIMITATIONS:

- Do not apply within 30 days of harvest (PHI = 30 days).
- Any combination of labeled application methods can be used, however, do not exceed a total of four applications or 20 lbs/Acre per year.
- For foliar applications do not exceed 500 GPA.
- ALIETTE® WDG may be applied by ground, air, or chemigation.
- Do not graze livestock in treated groves.
- Do not feed forage from treated groves.

Note: In order to apply the correct amount of product to your groves you must know the number of gallons of water needed to spray one acre of trees to the point of drip. If you do not know this gallonage you should conduct a test to determine it. If you do not know how to conduct such a test with your equipment you should seek assistance from your equipment dealer or Cooperative Extension Service.

Note: Bayer CropScience has determined that phytotoxicity from solubilized copper may occur if products containing copper are tank-mixed with ALIETTE® WDG or if unbuffered ALIETTE® WDG is applied to foliage with copper residues.

Do not tank-mix with copper compounds. When applied prior to or after copper compounds, the pH of ALIETTE® WDG should be raised to 6.0 or above with the addition of an alkaline buffer such as Potassium Carbonate (3 lbs Potassium Carbonate to 5 lbs ALIETTE® WDG) or DiAmmonium Phosphate (5 lbs DiAmmonium Phosphate to 5 lbs ALIETTE® WDG).

Adjuvants which enhance pesticide penetration may cause phytotoxicity when mixed with ALIETTE® WDG.

Mixing ALIETTE® WDG with surfactants or foliar fertilizers is not recommended. Citrus sensitivity to a particular combination should be determined by spraying a small amount of foliage. Evaluate 3-7 days later for adverse effects.

Note: Controlling ice-nucleating bacteria may provide some protection against light frost. ALIETTE® WDG is **not recommended** for this use in those areas where conditions favor severe frost.

9/28

MACADAMIA NUTS*

When used in conjunction with good cultural management practices, ALIETTE® WDG is effective in controlling Phytophthora Raceme Blight in Macadamia Nuts.

DISEASE	APPLICATION METHOD	RATE lbs product	APPLICATION PROGRAM
Phytophthora Raceme Blight	Foliar	7.5/Acre	Apply ALIETTE® WDG as a foliar spray when disease first appears. Apply in sufficient water to thoroughly wet the foliage. Continue applications at 21 day intervals until conditions no longer favor disease development.

RESTRICTIONS AND LIMITATIONS:

* Not registered for use in California on Macadamia Nuts.

- Do not apply more than 30 pounds ALIETTE® WDG per acre per growing season.
- Do not apply within 7 days of harvest.
- Do not allow livestock to graze on green forage or stubble.
- Do not utilize hay or straw for animal feed or bedding.

Note: Bayer CropScience has determined that phytotoxicity from solubilized copper may occur if products containing copper are tank-mixed with ALIETTE® WDG or if unbuffered ALIETTE® WDG is applied to foliage with copper residues.

Do not tank-mix with copper compounds. When applied prior to or after copper compounds, the pH of ALIETTE® WDG should be raised to 6.0 or above with the addition of an alkaline buffer such as Potassium Carbonate (3 lbs Potassium Carbonate to 5 lbs ALIETTE® WDG) or DiAmmonium Phosphate (5 lbs DiAmmonium Phosphate to 5 lbs ALIETTE® WDG).

Adjuvants which enhance pesticide penetration may cause phytotoxicity when mixed with ALIETTE® WDG.

Mixing ALIETTE® WDG with surfactants or foliar fertilizers is not recommended. Crop sensitivity to a particular combination should be determined by spraying a small area of foliage and fruit. Evaluate 3-7 days later for adverse effects.

***POME FRUIT CROP GROUPING (NON-BEARING)**

(Trees that will not produce marketable fruit for 12 months after the last ALIETTE® WDG application.)

ALIETTE® WDG applied as part of a complete disease control program will provide effective control of collar and root rot caused by *Phytophthora* spp. ALIETTE® WDG used in a program with other registered bactericides and recommended sanitation measures aids in the control of Fire Blight caused by *Erwinia amylovora*.

DISEASE	APPLICATION METHOD	RATE lbs product	APPLICATION PROGRAM
Fire Blight (<i>Erwinia amylovora</i>)	Foliar	2.5-5.0 /100 gals	Begin applications in the spring when conditions are favorable for disease development. (Check with your Cooperative Extension Service if you are unsure about whether these conditions exist). Adequate foliage should be available for absorption (e.g. tight cluster). Thorough coverage is required. Reapply at 4-7 day intervals as long as conditions favor disease development. (See application note below) An additional application in the fall prior to leaf drop may be applied to reduce inoculum in newly forming bud tissue.
Phytophthora Collar and Root Rot (<i>Phytophthora</i> spp.)	Root Dip	3.0/100 gals	Mix ALIETTE® WDG in the desired volume of water and dip the entire root system for 30-60 minutes prior to planting in the field.
	Foliar	2.5-5.0/100 gals	Apply ALIETTE® WDG on a 30-60 day interval when conditions favor disease development. (Check with your Cooperative Extension Service if you are unsure about whether these conditions exist). Thorough coverage is required. Under moderate disease pressure apply ALIETTE® WDG, 3 or 4 times at 5.0 lbs/100 gals on a 60 day spray interval or 6-8 applications at 2.5 lbs/100 gals on a 30 day interval. Nursery tree resets and new plantings should be treated after leaf emergence.

***Pome Fruit Crop Grouping; Apple, Crabapple, Loquat, Mayhaw, Pear, Oriental Pear, Quince**

RESTRICTIONS AND LIMITATIONS:

Application Note: Do not apply more than 5.0 lbs of ALIETTE® WDG per acre per application. Do not exceed 20 lbs per acre per season. Applications for Fire Blight and Blister Spot control should occur early in the season. Applications for *Phytophthora* spp. control should be delayed until 30 days after last Fire Blight or Blister Spot application.

Do not graze livestock on floor of treated orchards. The use of ALIETTE® WDG on Pome Fruit is restricted to protect endangered fresh water mollusks and their habitat. In the following states and counties, the use rate is limited to a maximum of 3.75 pounds product (3 lbs ai) per acre per application:

- IL: Adams, Pike
- MN: Washington, Winowa
- OH: Washington, Wayne
- TN: Cocke
- VA: Botetourt, Wise
- VT: Windsor
- WI: Crawford, Richland, Vernon
- WV: Monroe

Note: Bayer CropScience has determined that phytotoxicity from solubilized copper may occur if products containing copper are tank-mixed with ALIETTE® WDG or if unbuffered ALIETTE® WDG is applied to foliage with copper residues.

Do not tank-mix with copper compounds. When applied prior to or after copper compounds, the pH of ALIETTE® WDG should be raised to 6.0 or above with the addition of an alkaline buffer such as Potassium Carbonate (3 lbs Potassium Carbonate to 5 lbs ALIETTE® WDG) or DiAmmonium Phosphate (5 lbs DiAmmonium Phosphate to 5 lbs ALIETTE® WDG).

Adjuvants which enhance pesticide penetration may cause phytotoxicity when mixed with ALIETTE® WDG.

Mixing ALIETTE® WDG with surfactants or foliar fertilizers is not recommended. Pome fruit sensitivity to a particular combination should be determined by spraying a small amount of foliage. Evaluate 3-7 days later for adverse effects.

11/28

***POME FRUIT CROP GROUPING (BEARING)**

ALLETTE® WDG applied as part of a complete disease control program will provide effective control of collar and root rot caused by *Phytophthora* spp and Apple Blister Spot caused by *Pseudomonas syringae*. ALLETTE® WDG used in a program with other registered bactericides and recommended sanitation measures aids in the control of Fire Blight caused by *Erwinia amylovora*.

DISEASE	APPLICATION METHOD	RATE lbs product	APPLICATION PROGRAM
Fire Blight (<i>Erwinia amylovora</i>)	Foliar	2.5-5.0/Acre	Begin applications in the spring when conditions are favorable for disease development. (Check with your Cooperative Extension Service if you are unsure about whether these conditions exist). Adequate foliage should be available for absorption (e.g. tight cluster). Thorough coverage is required. Reapply at 4-7 day intervals only as long as conditions favor Fire Blight development (See application note below). An additional application in the fall prior to leaf drop may be applied to reduce inoculum in newly forming bud tissue.
		0.5-1.0/100 gals	Apply as instructed above. This volumetric concentration is derived from a per acre foliar application rate of 2.5-5 lbs of ALLETTE® WDG diluted in 500 gals of water.
Apple Blister Spot (<i>Pseudomonas syringae</i>)	Foliar	2.5-5.0/Acre	Begin applications when blossoms are at the pink stage. Make additional applications at 7 day intervals only as long as conditions favor Blister Spot development (See application note below).
		0.5-1.0/100 gals	Apply as instructed above. This volumetric concentration is derived from a per acre foliar application rate of 2.5-5 lbs of ALLETTE® WDG diluted in 500 gals of water.
Phytophthora Collar and Root Rot (<i>Phytophthora</i> spp.)	Foliar	2.5-5.0/Acre	Apply ALLETTE® WDG on a 30-60 day interval when conditions favor disease development. (Check with your Cooperative Extension Service if you are unsure about whether these conditions exist). Thorough coverage is required. Under moderate disease pressure apply ALLETTE® WDG, 3 or 4 times at 5.0 lbs/Acre on a 60 day spray interval or 6-8 applications at 2.5 lbs/Acre on a 30 day interval.
		0.5-1.0/100 gals	Apply as instructed above. This volumetric concentration is derived from a per acre foliar application rate of 2.5-5 lbs of ALLETTE® WDG diluted in 500 gals of water.

***Pome Fruit Crop Grouping; Apple, Crabapple, Loquat, Mayhaw, Pear, Oriental Pear, Quince**

RESTRICTIONS AND LIMITATIONS:

- Do not apply within 14 days of harvest (PHI = 14 days).
- Do not apply within 2-3 weeks of leaf senescence.
- Do not exceed 500 GPA.

Application Note: Do not apply more than 5.0 lbs of ALLETTE® WDG per acre per application. Do not exceed 20 lbs per acre per season. Applications for Fire Blight and Blister Spot control should occur early in the season. Applications for *Phytophthora* spp. control should be delayed until 30 days after last Fire Blight or Blister Spot application.

Do not graze livestock on floor of treated orchards.

Note: In order to apply the correct amount of product to your groves you must know the number of gallons of water needed to spray one acre of trees to the point of drip. If you do not know this gallonage you should conduct a test to determine it. If you do not know how to conduct such a test with your equipment you should seek assistance from your equipment dealer or Cooperative Extension Service.

The use of ALLETTE® WDG on Pome Fruit is restricted to protect endangered fresh water mollusks and their habitat. In the following states and counties, the use rate is limited to a maximum of 3.75 pounds product (3 lbs ai) per acre per application:

- | | |
|------------------------|--------------------------------|
| IL: Adams, Pike | VA: Botetourt, Wise |
| MN: Washington, Winowa | VT: Windsor |
| OH: Washington, Wayne | WI: Crawford, Richland, Vernon |
| TN: Cocke | WV: Monroe |

Note: Bayer CropScience has determined that phytotoxicity from solubilized copper may occur if products containing copper are tank-mixed with ALLETTE® WDG or if unbuffered ALLETTE® WDG is applied to foliage with copper residues.

Do not tank-mix with copper compounds. When applied prior to or after copper compounds, the pH of ALLETTE® WDG should be raised to 6.0 or above with the addition of an alkaline buffer such as Potassium Carbonate (3 lbs Potassium Carbonate to 5 lbs ALLETTE® WDG) or DiAmmonium Phosphate (5 lbs DiAmmonium Phosphate to 5 lbs ALLETTE® WDG).

Adjuvants which enhance pesticide penetration may cause phytotoxicity when mixed with ALLETTE® WDG.

12/28

Mixing ALIETTE® WDG with surfactants or foliar fertilizers is not recommended. Pome fruit sensitivity to a particular combination should be determined by spraying a small amount of foliage and fruit. Evaluate 3-7 days later for adverse effects.

***STONE FRUIT CROP GROUPING (NON-BEARING)
ALMONDS (NON-BEARING)**

(Trees that will not produce marketable fruit for 12 months after the last ALIETTE® WDG application)

ALIETTE® WDG applied in conjunction with good cultural management practices will provide effective control of collar and root rot caused by *Phytophthora* spp. and Almond pruning-wound canker caused by *Phytophthora syringae*.

DISEASE	APPLICATION METHOD	RATE lbs product	APPLICATION PROGRAM
Phytophthora Collar and Root Rot (<i>Phytophthora</i> spp.)	Foliar	5.0/100 gals	Apply ALIETTE® WDG when conditions favor disease development (Check with your Cooperative Extension Service if you are unsure about whether these conditions exist) and continue on a 60 day interval. Nursery tree resets and new plantings should be treated after leaf emergence.
Almond pruning-wound canker (<i>Phytophthora syringae</i>)	Paint or Spray	3.0-5.0/100 gals	Apply as a paint or spray to the pruning wound area in a sufficient volume to thoroughly wet the entire wound surface. Under severe disease conditions (e.g. active canker lesion), the higher rate should be used. For small volume applications, mix 0.5-0.8 oz (3.0-4.5 level tablespoons) product per gallon of water. This is equivalent to 3-5 lbs per 100 gals.

***Stone Fruit Crop Grouping: Apricot, Cherry (sour and sweet), Nectarine, Peach, Plum, Chickasaw Plum, Damson Plum, Japanese Plum, Plumcot, Prune (fresh)**

RESTRICTIONS AND LIMITATIONS:

- Do not apply more than 5.0 lbs of ALIETTE® WDG per acre per application.
- Do not exceed 20 lbs per acre per year.
- Do not exceed four applications per year.
- Do not exceed 100 GPA.

Note: Bayer CropScience has determined that phytotoxicity from solubilized copper may occur if products containing copper are tank-mixed with ALIETTE® WDG or if unbuffered ALIETTE® WDG is applied to foliage with copper residues.

Do not tank-mix with copper compounds. When applied prior to or after copper compounds, the pH of ALIETTE® WDG should be raised to 6.0 or above with the addition of an alkaline buffer such as Potassium Carbonate (3 lbs Potassium Carbonate to 5 lbs ALIETTE® WDG) or DiAmmonium Phosphate (5 lbs DiAmmonium Phosphate to 5 lbs ALIETTE® WDG).

Adjuvants which enhance pesticide penetration may cause phytotoxicity when mixed with ALIETTE® WDG.

Mixing ALIETTE® WDG with surfactants or foliar fertilizers is not recommended. Crop sensitivity to a particular combination should be determined by spraying a small amount of foliage. Evaluate 3-7 days later for adverse effects.

BLUEBERRY*

When used in conjunction with good cultural management practices, ALIETTE® WDG Fungicide is effective in controlling Phytophthora root rot (*Phytophthora* spp.) of blueberries.

DISEASE	APPLICATION METHOD	RATE lbs product	APPLICATION PROGRAM
Phytophthora Root Rot (<i>Phytophthora</i> spp.) Anthracnose Fruit Rot (<i>Colletotrichum gloeosporioides</i>) Alternaria Fruit Rot (<i>Alternaria tenuissima</i>) suppression only Phomopsis Canker (<i>Phomopsis</i> spp.) suppression only	Foliar	5.0/Acre	Begin foliar sprays in the spring at approximately the pink bud stage and continue on a 14-21 day interval. Use a sufficient volume of water for good coverage.

RESTRICTIONS AND LIMITATIONS:

* **Not registered for use in California on Blueberries.**

- Applications can be made on the same day as harvest (PHI = 12 hours).
- Do not exceed 20 lbs per acre per year.
- Do not exceed four applications per year.
- Do not apply in less than 10 GPA.

Note: Bayer CropScience has determined that phytotoxicity from solubilized copper may occur if products containing copper are tank-mixed with ALIETTE® WDG or if unbuffered ALIETTE® WDG is applied to foliage with copper residues.

Do not tank-mix with copper compounds. When applied prior to or after copper compounds, the pH of ALIETTE® WDG should be raised to 6.0 or above with the addition of an alkaline buffer such as Potassium Carbonate (3 lbs Potassium Carbonate to 5 lbs ALIETTE® WDG) or DiAmmonium Phosphate (5 lbs DiAmmonium Phosphate to 5 lbs ALIETTE® WDG).

Adjuvants which enhance pesticide penetration may cause phytotoxicity when mixed with ALIETTE® WDG.

Mixing ALIETTE® WDG with surfactants or foliar fertilizers is not recommended. Blueberry sensitivity to a particular combination should be determined by spraying a few bushes. Evaluate 3-7 days later for adverse effects.

CANEBERRY SUBGROUP* (*Rubus* spp.)

When used in conjunction with good cultural management practices, ALIETTE® WDG is effective in controlling Phytophthora root rot (*Phytophthora* spp.) of caneberries.

DISEASE	APPLICATION METHOD	RATE lbs product	APPLICATION PROGRAM
Phytophthora Root Rot (<i>Phytophthora</i> spp.)	Foliar	5.0/Acre	<p>In new plantings, ALIETTE® WDG applications should begin when plants produce 1-3 inches of new growth. Applications in established plantings should begin when conditions favor disease development (e.g., high soil moisture and cool temperatures).</p> <p>Apply ALIETTE® WDG in sufficient water to thoroughly wet the foliage.</p> <p>WEST OF THE ROCKY MOUNTAINS</p> <p>Fall Application: Apply when conditions favor disease development (Check with your Cooperative Extension Service if you are unsure about whether these conditions exist) and then repeat, if necessary, in 3-4 weeks.</p> <p>Spring Application: Apply the first spray after bud break (1-3 inches new growth) and a second spray 3-4 weeks later.</p> <p>EAST OF THE ROCKY MOUNTAINS</p> <p>Begin application in the spring after bud break (1-3 inches new growth) and continue spraying on a 45-60 day schedule, up to a maximum of four sprays during the growing season.</p>

*Caneberry Subgroup: Blackberry, Loganberry, Red and Black Raspberry, cultivars and/or hybrids of these

RESTRICTIONS AND LIMITATIONS:

- Do not apply within 60 days of harvest (PHI = 60 days).
- Under severe disease pressure four applications per year should be used. (Check with your Cooperative Extension Service if you are unsure about whether these conditions exist.)
- The last fall application should be applied at least 30 days prior to leaf drop.

Note: Bayer CropScience has determined that phytotoxicity from solubilized copper may occur if products containing copper are tank-mixed with ALIETTE® WDG or if unbuffered ALIETTE® WDG is applied to foliage with copper residues.

Do not tank-mix with copper compounds. When applied prior to or after copper compounds, the pH of ALIETTE® WDG should be raised to 6.0 or above with the addition of an alkaline buffer such as Potassium Carbonate (3 lbs Potassium Carbonate to 5 lbs ALIETTE® WDG) or DiAmmonium Phosphate (5 lbs DiAmmonium Phosphate to 5 lbs ALIETTE® WDG).

Adjuvants which enhance pesticide penetration may cause phytotoxicity when mixed with ALIETTE® WDG.

Mixing ALIETTE® WDG with surfactants or foliar fertilizers is not recommended. Caneberry sensitivity to a particular combination should be determined by spraying a few bushes. Evaluate 3-7 days later for adverse effects.

CRANBERRY

When used in conjunction with good cultural management practices, ALIETTE® WDG is effective in controlling root rot caused by *Phytophthora spp.*

DISEASE	APPLICATION METHOD	RATE lbs product	APPLICATION PROGRAM
Phytophthora Root Rot (<i>Phytophthora spp.</i>)	Foliar	5.0/acre	Apply as a foliar spray when conditions become favorable for disease development. Check with your Cooperative Extension Service if you are unsure about whether these conditions exist. Continue applications on a 30 day interval.

RESTRICTIONS AND LIMITATIONS:

- Not currently registered in California.
- Do not apply within 3 days of harvest (PHI=3 days).
- Do not exceed 20 lbs per acre per year.
- Do not exceed four applications per year.
- Do not apply in less than 10 GPA

Note: Bayer CropScience has determined that phytotoxicity from solubilized copper may occur if products containing copper are tank-mixed with ALIETTE® WDG or if unbuffered ALIETTE® WDG is applied to foliage with copper residues.

Do not tank-mix with copper compounds. When applied prior to or after copper compounds, the pH of ALIETTE® WDG should be raised to 6.0 or above with the addition of an alkaline buffer such as Potassium Carbonate (3 lbs Potassium Carbonate to 5 lbs ALIETTE® WDG) or DiAmmonium Phosphate (5 lbs DiAmmonium Phosphate to 5 lbs ALIETTE® WDG).

Adjuvants which enhance pesticide penetration may cause phytotoxicity when mixed with ALIETTE® WDG.

Mixing ALIETTE® WDG with surfactants or foliar fertilizers is not recommended. Cranberry sensitivity to a particular combination should be determined by spraying a few bushes. Evaluate 3-7 days later for adverse effects.

16/28

GRAPES*
(For Use East of the Rocky Mountains Only)

When used in conjunction with good cultural management practices, ALIETTE® WDG is effective in controlling Grape Downy Mildew (*Plasmopara viticola*).

ALIETTE® WDG should be applied to grapes in accordance with the table below:

DISEASE	APPLICATION METHOD	RATE lbs product	APPLICATION PROGRAM
Grape Downy Mildew (<i>Plasmopara viticola</i>)	Foliar	3.0-5.0/Acre	Apply as a foliar spray when conditions become favorable for disease development (e.g. high moisture and moderate temperatures). Check with your Cooperative Extension Service if you are unsure about whether these conditions exist. Continue applications on a 21 day interval. Use a sufficient volume of water for good coverage. The lower rates of ALIETTE® WDG can be used when tank mixed with another fungicide labeled on grapes for downy mildew control.

RESTRICTIONS AND LIMITATIONS:

* Not registered for use in California on Grapes.

- For Use East of the Rocky Mountains Only
- Do not exceed 7 applications per season.
- Do not apply within 15 days of harvest (PHI = 15 days).
- Do not apply in less than 10 GPA.

Note: Bayer CropScience has determined that phytotoxicity from solubilized copper may occur if products containing copper are tank-mixed with ALIETTE® WDG or if unbuffered ALIETTE® WDG is applied to foliage with copper residues.

Do not tank-mix with copper compounds. When applied prior to or after copper compounds, the pH of ALIETTE® WDG should be raised to 6.0 or above with the addition of an alkaline buffer such as Potassium Carbonate (3 lbs Potassium Carbonate to 5 lbs ALIETTE® WDG) or DiAmmonium Phosphate (5 lbs DiAmmonium Phosphate to 5 lbs ALIETTE® WDG).

Adjuvants which enhance pesticide penetration may cause phytotoxicity when mixed with ALIETTE® WDG.

Mixing ALIETTE® WDG with surfactants or foliar fertilizers is not recommended. Crop sensitivity to a particular combination should be determined by spraying a small area of foliage and fruit. Evaluate 3-7 days later for adverse effects.

17/28

STRAWBERRY

ALIETTE® WDG Fungicide is effective in controlling Red Stele caused by *Phytophthora fragariae* and Leather Rot caused by *P. cactorum* when used in conjunction with good cultural management practices.

DISEASE	APPLICATION METHOD	RATE lbs product	APPLICATION PROGRAM
Red Stele (<i>Phytophthora fragariae</i>)	Dip	2.5/100 gals	Apply as a pre-plant dip to strawberry roots and crowns for 15-30 minutes. Plant within 24 hours after dipping. The dip application can be used for both annual and perennial varieties.
	Foliar	2.5-5.0/Acre	<p>Annual planting: Begin applications 14-21 days after planting and continue on a 30-60 day interval as long as conditions favor disease development.</p> <p>Perennial planting: In the spring, begin applications when the plants start active growth. If disease conditions continue to persist or reoccur make additional applications on a 30-60 day interval.</p> <p>If using Red Stele susceptible strawberry varieties or if disease pressure is heavy, the shorter (30 day) time interval, high rates (4.0 to 5.0 lbs/Acre) and maximum number of applications should be used. (Check with your Cooperative Extension Service if you are unsure about whether these conditions exist).</p>
Leather Rot (<i>Phytophthora cactorum</i>)	Foliar	2.5-5.0/Acre	<p>Begin applications between 10% bloom and early fruit set and continue on a 7-14 day interval as long as conditions are favorable for disease development.</p> <p>When disease pressure is heavy the shorter (7 days) time interval, high rates (4.0 to 5.0 lbs/Acre) and maximum number of applications should be used. (Check with your Cooperative Extension Service if you are unsure about whether these conditions exist).</p>

RESTRICTIONS AND LIMITATIONS:

- Applications can be made on the same day as harvest (PHI = 12 hours).
- Do not apply by fixed wing or rotary aircraft.
- Do not exceed 30 lbs product per acre per season.

The use of ALIETTE® WDG on Strawberries is restricted to protect endangered fresh water mollusks and their habitat. In the following states and counties, the use rate is limited to a maximum of 3.75 pounds product (3 lbs ai) per acre per application:

- | | |
|--|----------------------------------|
| AR: White | MN: Houston, Washington |
| IL: Whiteside | MS: Monroe |
| IA: Scott | MO: Franklin, Jefferson |
| IN: Knox | NH: Cheshire, Sullivan |
| KY: Campbell, Marshall, Rockcastle, Todd, Warren | NC: Granville, Johnston |
| LA: Livingston, Rapides | OH: Washington |
| MD: Caroline, St. Mary's | WI: Iowa, St. Croix, Trempealeau |

Note: Bayer CropScience has determined that phytotoxicity from solubilized copper may occur if products containing copper are tank-mixed with ALIETTE® WDG or if unbuffered ALIETTE® WDG is applied to foliage with copper residues.

Do not tank-mix with copper compounds. When applied prior to or after copper compounds, the pH of ALIETTE® WDG should be raised to 6.0 or above with the addition of an alkaline buffer such as Potassium Carbonate (3 lbs Potassium Carbonate to 5 lbs ALIETTE® WDG) or DiAmmonium Phosphate (5 lbs DiAmmonium Phosphate to 5 lbs ALIETTE® WDG.)

Adjuvants which enhance pesticide penetration may cause phytotoxicity when mixed with ALIETTE® WDG.

Mixing ALIETTE® WDG with surfactants or foliar fertilizers is not recommended. Strawberry sensitivity to a particular combination should be determined by spraying a few plants. Evaluate 3-7 days later for adverse effects.

ASPARAGUS

ALIETTE® WDG will provide effective control of Asparagus Spear Slime and Crown Rot caused by *Phytophthora* spp.

DISEASE	APPLICATION METHOD	RATE lbs product	APPLICATION PROGRAM
Asparagus Spear Slime and Crown Rot (<i>Phytophthora</i> spp.)	Foliar	5.0/Acre	Apply ALIETTE® WDG once per season. ALIETTE® WDG should be applied to fully expanded asparagus ferns. Do not apply to ferns that are beginning to senesce. Thorough coverage is required.

RESTRICTIONS AND LIMITATIONS:

- FOR USE IN CALIFORNIA ONLY
- Do not apply within 110 days of harvest (PHI = 110 days).
- Do not exceed 50 GPA.

***BRASSICA CROP GROUPING**

When applied in conjunction with good cultural management practices ALIETTE® WDG will provide effective control of Downy Mildew caused by *Peronospora parasitica*.

DISEASE	APPLICATION METHOD	RATE lbs product	APPLICATION PROGRAM
Downy Mildew (<i>Peronospora parasitica</i>)	Foliar	2.0-5.0/Acre	Apply ALIETTE® WDG when conditions favor disease development (e.g., high moisture and moderate temperatures) and continue on a 7-21 day interval. Use a sufficient volume of water for good coverage. The lower rates of ALIETTE® WDG (2.0-3.0 lbs/Acre) can be used when tank mixed with another fungicide (other than copper) which is labeled for downy mildew control. When used alone, apply ALIETTE® WDG at 3.0-5.0 lbs/Acre. With moderate to high disease pressure the higher rates of ALIETTE® WDG and a shorter spray interval should be used. (Check with your Cooperative Extension Service if you are unsure about whether these conditions exist).

*Brassica Crop Grouping: Broccoli, Broccoli Raab (rapini), Brussels Sprouts, Cabbage, Chinese Broccoli (gai lan), Chinese Cabbage (Bok Choy), Chinese Cabbage (Napa), Chinese Mustard Cabbage (Gai Choy), Cauliflower, Cavalo Broccolo, Collards, Kale, Kohlrabi, Mizuna, Mustard Greens, Mustard Spinach, Rape Greens

RESTRICTIONS AND LIMITATIONS:

- Do not apply within three days of harvest (PHI = 3 days).
- Do not exceed seven applications per season.
- Do not apply in less than 10 GPA.

Note: Bayer CropScience has determined that phytotoxicity from solubilized copper may occur if products containing copper are tank-mixed with ALIETTE® WDG or if unbuffered ALIETTE® WDG is applied to foliage with copper residues.

Do not tank-mix with copper compounds. When applied prior to or after copper compounds, the pH of ALIETTE® WDG should be raised to 6.0 or above with the addition of an alkaline buffer such as Potassium Carbonate (3 lbs Potassium Carbonate to 5 lbs ALIETTE® WDG) or DiAmmonium Phosphate (5 lbs DiAmmonium Phosphate to 5 lbs ALIETTE® WDG).

Adjuvants which enhance pesticide penetration may cause phytotoxicity when mixed with ALIETTE® WDG.

Mixing ALIETTE® WDG with surfactants or foliar fertilizers is not recommended. Crop sensitivity to a particular combination should be determined by spraying a few plants. Evaluate 3-7 days later for adverse effects.

***CUCURBIT CROP GROUPING**

When applied in conjunction with good cultural management practices ALIETTE® WDG will provide effective control of Downy Mildew (*Pseudoperonospora cubensis*) and Phytophthora Root and Fruit Rot (*Phytophthora* spp.).

DISEASE	APPLICATION METHOD	RATE lbs product	APPLICATION PROGRAM
Downy Mildew (<i>Pseudoperonospora cubensis</i>) Phytophthora Root and Fruit Rot (<i>Phytophthora</i> spp.)	Foliar	2.0-5.0/Acre	Begin applications when conditions favor disease development (e.g., high moisture and moderate temperatures.) Continue on a 7-14 day interval. Use a sufficient volume of water for good coverage. The lower rates of ALIETTE® WDG (2.0-3.0 lbs/Acre) can be used when tank mixed with another fungicide (other than copper) labeled for downy mildew control. When used alone, apply ALIETTE® WDG at 3.0-5.0 lbs/Acre. With moderate to high disease pressure the higher rates of ALIETTE® WDG and a shorter spray interval should be used. (Check with your Cooperative Extension Service if you are unsure about whether these conditions exist)

***Cucurbit Crop Grouping: Chinese Waxgourd, Citron Melon, Cucumber, Gherkin, Gourd (Edible), Momordica spp (Balsam Apple, Balsam Pear, Bitter Melon, Chinese Cucumber), Muskmelon, Pumpkin, Summer and Winter Squash, Watermelon**

RESTRICTIONS AND LIMITATIONS:

- Applications can be made on the same day as harvest (PHI = 12 hours).
- Do not exceed seven applications per season.

The use of ALIETTE® WDG on Cucurbits is restricted to protect endangered fresh water mollusks and their habitat. In the following states and counties, the use rate is limited to a maximum of 3.75 lbs product (3 lbs ai) per acre per application:

- | | |
|---|--|
| AL: Hale, Jackson, Lauderdale, Marshall, Morgan, Washington | MN: Chisago, Washington |
| AR: Clay, Craighead, Lawrence, Mississippi, St. Francis, Saline, Sharp, White, Woodruff | MS: Monroe |
| IL: Gallatin, Mercer, Whiteside | MO: Butler, Cedar, Dunklin, Franklin, Jefferson, Ripley, St. Louis |
| IA: Allamakee, Louisa, Muscatine | NC: Franklin, Granville, Johnston, Nash, Pitt |
| IN: Knox | OH: Williams, Washington |
| KY: Hart, Logan, Marshall, Warren | TN: Blount, Lincoln |
| LA: Rapides, St. Helena | VA: Botetourt |
| MD: Caroline | VT: Windsor |

Note: Bayer CropScience has determined that phytotoxicity from solubilized copper may occur if products containing copper are tank-mixed with ALIETTE® WDG or if unbuffered ALIETTE® WDG is applied to foliage with copper residues.

Do not tank-mix with copper compounds. When applied prior to or after copper compounds, the pH of ALIETTE® WDG should be raised to 6.0 or above with the addition of an alkaline buffer such as Potassium Carbonate (3 lbs Potassium Carbonate to 5 lbs ALIETTE® WDG) or DiAmmonium Phosphate (5 lbs DiAmmonium Phosphate to 5 lbs ALIETTE® WDG).

Adjuvants which enhance pesticide penetration may cause phytotoxicity when mixed with ALIETTE® WDG.

Mixing ALIETTE® WDG with surfactants or foliar fertilizers is not recommended. Crop sensitivity to a particular combination should be determined by spraying a few plants. Evaluate 3-7 days later for adverse effects.

NOTE: Applications of ALIETTE® WDG Fungicide for Downy Mildew or Phytophthora Root and Fruit Rot control will provide moderate suppression of whitefly (*Bemisia* spp.) populations. ALIETTE® WDG Fungicide only suppresses whitefly populations. In most locations where whiteflies are a problem suitable insecticide applications will also be required to minimize damage.

2018

*** LEAFY VEGETABLES (except Brassica vegetables) CROP GROUPING**

ALIETTE® WDG applied in conjunction with good cultural management practices will provide effective control of Downy Mildew (*Bremia lactucae*, *Peronospora* spp.) on leafy vegetables (except brassica vegetables). ALIETTE® WDG effectively controls White Rust (*Albugo occidentalis*) on spinach.

DISEASE	APPLICATION METHOD	RATE lbs product	APPLICATION PROGRAM
Downy Mildew (<i>Bremia lactucae</i> , <i>Peronospora</i> spp.) White Rust (<i>Albugo occidentalis</i>) (Spinach only)	Foliar	2.0-5.0/Acre	Apply ALIETTE® WDG when conditions favor disease development (e.g.: high moisture and moderate temperatures) and continue on a 7-21 day interval. Use a sufficient volume of water for good coverage. The lower rates of ALIETTE® WDG (2.0-3.0 lbs/Acre) can be used when tank mixed with another fungicide (other than copper) labeled for downy mildew control. When used alone, apply ALIETTE® WDG at 3.0-5.0 lbs/Acre. With moderate to heavy disease pressure the higher rates of ALIETTE® WDG and a shorter spray interval should be used. (Check with your Cooperative Extension Service if you are unsure about whether these conditions exist)

***Leafy Vegetable (except Brassica vegetables) Crop Grouping:** Amaranth, Arugula (Roquette), Cardoon, Celery, Celery (Chinese), Celtuce, Chervil, Chrysanthemum (Edible Leaved, Garland), Corn Salad, Cress (Garden, Upland), Dandelion, Dock (Sorrel), Endive (Escarole), Fennel (Florence), Lettuce (Head and Leaf), Orach, Parsley, Purslane (Garden, Winter), Radicchio (Red Chicory), Rhubarb, Spinach, Spinach (New Zealand and Vine), Swiss Chard

RESTRICTIONS AND LIMITATIONS:

- Do not apply within three days of harvest (PHI = 3 days).
- Do not exceed seven applications per season.
- Do not apply in less than 10 GPA.

Note: Bayer CropScience has determined that phytotoxicity from solubilized copper may occur if products containing copper are tank-mixed with ALIETTE® WDG or if unbuffered ALIETTE® WDG is applied to foliage with copper residues.

Bayer CropScience has also determined that speckling can occur when ALIETTE® WDG is applied to lettuce and spinach.

To minimize the chances of speckling and phytotoxicity from solubilized copper do not tank-mix with copper compounds. For all applications the pH of ALIETTE® WDG should be raised to 6.0 or above with the addition of an alkaline buffer such as Potassium Carbonate (3 lbs Potassium Carbonate to 5 lbs ALIETTE® WDG) or DiAmmonium Phosphate (5 lbs DiAmmonium Phosphate to 5 lbs ALIETTE® WDG).

Adjuvants which enhance pesticide penetration may cause phytotoxicity when mixed with ALIETTE® WDG.

Mixing ALIETTE® WDG with surfactants or foliar fertilizers is not recommended. Crop sensitivity to a particular combination should be determined by spraying a few plants. Evaluate 3-7 days later for adverse effects.

ONIONS (DRY BULB):

ALIETTE® WDG will provide effective control of Downy Mildew (*Peronospora destructor*) and suppress Purple Blotch (*Alternaria porri*) on onion when applied in a preventive program in conjunction with good cultural management practices.

DISEASE	APPLICATION METHOD	RATE lbs product	APPLICATION PROGRAM
Downy Mildew (<i>Peronospora destructor</i>)	Foliar	2.0-3.0/Acre	For optimum results, ALIETTE® WDG should be used in a preventive disease control program. Begin applications when conditions favor disease development (e.g. high humidity and cool evening temperatures) and continue on a 7-14 day interval as needed.
Purple Blotch (<i>Alternaria porri</i>)			If disease is already present, ALIETTE® WDG should be applied at the 3.0 lbs/Acre rate and at the seven day time interval. (Check with your Cooperative Extension Service if you are unsure about whether these conditions exist).

RESTRICTIONS AND LIMITATIONS:

- Do not apply within seven days of harvest (PHI = 7 days).
- Do not exceed seven applications per crop season.
- Applications by air should be in a minimum of 10 GPA
- Applications by ground should be in a minimum of 20 GPA.

Note: Bayer CropScience has determined that phytotoxicity from solubilized copper may occur if products containing copper are tank-mixed with ALIETTE® WDG or if unbuffered ALIETTE® WDG is applied to foliage with copper residues.

Do not tank-mix with copper compounds. When applied prior to or after copper compounds, the pH of ALIETTE® WDG should be raised to 6.0 or above with the addition of an alkaline buffer such as Potassium Carbonate (3 lbs Potassium Carbonate to 5 lbs ALIETTE® WDG) or DiAmmonium Phosphate (5 lbs DiAmmonium Phosphate to 5 lbs ALIETTE® WDG).

Physical compatibility with ALIETTE® WDG should be checked when mixing with soluble concentrate or "flowable" formulation pesticides such as Bravo® 720 and Rovral® 4F. Add the correct proportions of each product and water into a clear container, thoroughly mix and then let stand for 3-5 minutes. If the mixture remains in suspension or can be remixed readily, the products are considered compatible. Buffering as described in the previous paragraph may increase compatibility.

Adjuvants which enhance pesticide penetration may cause phytotoxicity when mixed with ALIETTE® WDG.

Mixing ALIETTE® WDG with surfactants or foliar fertilizers is not recommended. Crop sensitivity to a particular combination should be determined by spraying a few plants. Evaluate 3-7 days later for adverse effects.

2012

TOMATO

ALIETTE® WDG Fungicide will control damping off caused by *Pythium* spp. and root rots caused by *Phytophthora* spp. when used in conjunction with good cultural management practices.

DISEASE	APPLICATION METHOD	RATE lbs product	APPLICATION PROGRAM
Root Rot (<i>Phytophthora</i> spp.) Damping Off (<i>Pythium</i> spp.)	Foliar	2.5-5.0/Acre	Apply at the 2-4 leaf stage of growth for direct seeded tomatoes or immediately after transplanting to the field. Continue applications on a 7-14 day interval if conditions are favorable for disease development. Apply in a sufficient volume of water to wet the entire plant canopy. With moderate disease pressure the higher rate (4.0 to 5.0 lbs/Acre) and shorter spray interval should be used.

RESTRICTIONS AND LIMITATIONS:

- Do not apply within 14 days of harvest (PHI = 14 days).
- Do not exceed 20 lbs product per acre per season.
- Do not apply in less than 10 GPA.

The use of ALIETTE® WDG on tomato is restricted to protect endangered fresh water mollusks and their habitat. The following is a list of the counties by state where the use of ALIETTE® WDG on tomato is prohibited:

- | | |
|---|---|
| AL: Jackson, St. Clair | LA: Rapides |
| CA: Sonoma | MD: Caroline, Queen Anne's, St. Mary's, Talbot |
| IA: Louisa, Muscatine, Scott | MO: Butler, Jefferson, St. Louis |
| IL: Mercer, Rock Island, White, Whiteside | NC: Granville, Johnston |
| IN: Knox | OH: Williams |
| KY: Campbell, Green, Kenton, Wayne | TN: Cocke, Davidson, Grainger, Gundy, Hamilton, Knox, Meigs, Rhea, Sumner |

Note: Bayer CropScience has determined that phytotoxicity from solubilized copper may occur if products containing copper are tank-mixed with ALIETTE® WDG or if unbuffered ALIETTE® WDG is applied to foliage with copper residues.

Do not tank-mix with copper compounds. When applied prior to or after copper compounds, the pH of ALIETTE® WDG should be raised to 6.0 or above with the addition of an alkaline buffer such as Potassium Carbonate (3 lbs Potassium Carbonate to 5 lbs ALIETTE® WDG) or DiAmmonium Phosphate (5 lbs DiAmmonium Phosphate to 5 lbs ALIETTE® WDG.)

Adjuvants which enhance pesticide penetration may cause phytotoxicity when mixed with ALIETTE® WDG.

Mixing ALIETTE® WDG with surfactants or foliar fertilizers is not recommended. Crop sensitivity to a particular combination should be determined by spraying a few plants. Evaluate 3-7 days later for adverse effects.

23/28

BANANA*

When used in conjunction with good cultural management practices, ALIETTE® WDG is effective in controlling the root disease complex of Banana.

DISEASE	APPLICATION METHOD	RATE lbs product	APPLICATION PROGRAM
Root Disease Complex	Foliar	6.0 lbs./A per application	Apply a maximum of four applications spread throughout the year with a minimum application interval of three months.
	Pre-flowering pseudostem injection	6.0 lbs./A per year	Obtain the per unit dosage by dividing the per acre rate by the number of production units per year. Dissolve the unit dosage in water and inject into the pseudostem of plants about to flower. (The use of a self refilling injector such as the Duomat™ Injector is recommended).
	Post harvest pseudostem (stump) injection	6.0 lbs./A per year	Obtain the per unit dosage by dividing the per acre rate by the number of production units per year. Dissolve the unit dosage in water and inject into the pseudostem (stump) left after harvesting the banana bunch. Injections should be made about 3 feet above ground within one week after harvest. (The use of a self refilling injector such as the Duomat™ Injector is recommended).

RESTRICTIONS AND LIMITATIONS:

- * Not registered for use in California on Bananas.
- Foliar applications should be made in a minimum of 5 gallons/Acre.
- The preharvest interval is 0 days (PHI=0) for foliar applications.
- The preharvest interval is 1 day (PHI=1) for pseudostem injections.

GINSENG

ALIETTE® WDG will provide effective control of Phytophthora Foliar and Root Rot (*Phytophthora cactorum*) and suppress Alternaria Leaf Blight (*Alternaria panax*) when applied in conjunction with good cultural management practices.

DISEASE	APPLICATION METHOD	RATE lbs product	APPLICATION PROGRAM
Phytophthora Foliar and Root Rot (<i>Phytophthora cactorum</i>) Alternaria Leaf Blight (<i>Alternaria panax</i>) (Suppression only)	Foliar	5.0/100 gals	Make the first application as conditions become favorable for disease development in the spring. Continue applications on a seven day interval as long as conditions favor disease development. (Check with your Cooperative Extension Service if you are unsure about whether these conditions exist).

RESTRICTIONS AND LIMITATIONS:

- Do not apply within 31 days of harvest (PHI = 31 days).
- Do not exceed nine applications per season.
- Do not apply in less than 100 GPA.

Note: Bayer CropScience has determined that phytotoxicity from solubilized copper may occur if products containing copper are tank-mixed with ALIETTE® WDG or if unbuffered ALIETTE® WDG is applied to foliage with copper residues.

Do not tank-mix with copper compounds. When applied prior to or after copper compounds, the pH of ALIETTE® WDG should be raised to 6.0 or above with the addition of an alkaline buffer such as Potassium Carbonate (3 lbs Potassium Carbonate to 5 lbs ALIETTE® WDG) or DiAmmonium Phosphate (5 lbs DiAmmonium Phosphate to 5 lbs ALIETTE® WDG).

Adjuvants which enhance pesticide penetration may cause phytotoxicity when mixed with ALIETTE® WDG.

Mixing ALIETTE® WDG with surfactants or foliar fertilizers is not recommended. Crop sensitivity to a particular combination should be determined by spraying a few plants. Evaluate 3-7 days later for adverse effects.

24/28

HOPS*

When used in conjunction with good cultural management practices, ALIETTE® WDG is effective in controlling Hop Downy Mildew (*Pseudoperonospora humuli*).

DISEASE	APPLICATION METHOD	RATE lbs product	APPLICATION PROGRAM
Hop Downy Mildew (<i>Pseudoperonospora humuli</i>)	Foliar	2.5/Acre	Apply ALIETTE® WDG as a directed foliar spray using ground equipment only. When conditions are favorable for disease development (warm and humid) applications should be made as follows: (1) when shoots are 6-12 inches high; (2) after training when vines are 5-6 feet tall; (3) approximately three weeks after the second application; and (4) during bloom. Use sufficient volume of water to insure complete coverage of foliage.

RESTRICTIONS AND LIMITATIONS:

- * Not currently registered for use in California on Hops.
- Do not apply within 24 days of harvest (PHI = 24 days).
- Do not apply more than 10 lbs/Acre per growing season.
- Do not feed hop refuse to animals.

Note: Bayer CropScience has determined that phytotoxicity from solubilized copper may occur if products containing copper are tank-mixed with ALIETTE® WDG or if unbuffered ALIETTE® WDG is applied to foliage with copper residues.

Do not tank-mix with copper compounds. When applied prior to or after copper compounds, the pH of ALIETTE® WDG should be raised to 6.0 or above with the addition of an alkaline buffer such as Potassium Carbonate (3 lbs Potassium Carbonate to 5 lbs ALIETTE® WDG) or DiAmmonium Phosphate (5 lbs DiAmmonium Phosphate to 5 lbs ALIETTE® WDG).

Adjuvants which enhance pesticide penetration may cause phytotoxicity when mixed with ALIETTE® WDG.

Mixing ALIETTE® WDG with surfactants or foliar fertilizers is not recommended. Crop sensitivity to a particular combination should be determined by spraying a small area of foliage. Evaluate 3-7 days later for adverse effects.

PINEAPPLE

When used in conjunction with good cultural management practices, ALIETTE® WDG is effective in controlling Heart Rot (*Phytophthora parasitica*).

DISEASE	APPLICATION METHOD	RATE lbs product	APPLICATION PROGRAM
Heart Rot (<i>Phytophthora parasitica</i>)	Dip	2.5/100 gals	Apply as a pre-plant dip immediately prior to planting. (100 gallons is intended to treat the number of slips required to plant one acre.)
	Foliar	3.75/100 gals	Apply ALIETTE® WDG to established plants when environmental conditions conducive to disease development (e.g. excessive rainfall) occur or are anticipated and continue applications at three month intervals. Apply in sufficient water for thorough coverage.

RESTRICTIONS AND LIMITATIONS:

- Do not apply within three months of harvest (PHI = 3 months).
- Do not exceed six foliar applications.
- For foliar applications do not exceed 400 GPA.

Note: Bayer CropScience has determined that phytotoxicity from solubilized copper may occur if products containing copper are tank-mixed with ALIETTE® WDG or if unbuffered ALIETTE® WDG is applied to foliage with copper residues.

Do not tank-mix with copper compounds. When applied prior to or after copper compounds, the pH of ALIETTE® WDG should be raised to 6.0 or above with the addition of an alkaline buffer such as Potassium Carbonate (3 lbs Potassium Carbonate to 5 lbs ALIETTE® WDG) or DiAmmonium Phosphate (5 lbs DiAmmonium Phosphate to 5 lbs ALIETTE® WDG).

Adjuvants which enhance pesticide penetration may cause phytotoxicity when mixed with ALIETTE® WDG.

Mixing ALIETTE® WDG with surfactants or foliar fertilizers is not recommended. Crop sensitivity to a particular combination should be determined by spraying a few plants. Evaluate 3-7 days later for adverse effects.

25/28

TOBACCO*

When used in conjunction with good cultural management practices, ALIETTE® WDG is effective in controlling Blue Mold (*Peronospora tabacina*) on tobacco.

DISEASE	APPLICATION METHOD	RATE lbs product	APPLICATION PROGRAM
Blue Mold (<i>Peronospora tabacina</i>)	Foliar	0.5 lb/50 gallons of water	<p><u>For greenhouse, planthouse, and outdoor transplant bed use:</u></p> <p>Phytotoxicity warning: Alette can cause leaf burn if washed into the root zone or float water when other products such as Admire or other neonicotinoid insecticides (Group 4A) are also used. Do not use on shade tobacco. To avoid crop damage, Bayer CropScience recommends the following:</p> <ol style="list-style-type: none"> 1. Apply a <u>low-volume broadcast foliar spray</u> in a spray volume that gives coverage of the foliage but does not overly contact the soil or float water. Use 3 gallons of the spray solution per 1000 sq ft for small plants. Increase the volume as the plants grow to a maximum of 12 gallons of the spray solution per 1000 sq ft. 2. <u>Wait until the following day to irrigate</u> to allow Alette to be absorbed into the foliage and to avoid washing Alette into the soil or float water. Insecticide applications that require a wash down to the soil should be made prior to the Alette application. <p>Begin applications preventatively or at first sign of blue mold. Apply every 5 to 7 days. Do not exceed 2 applications. Do not exceed 0.6 lb product/1000 sq ft. per application or 1.2 lb product/1000 sq ft. per season.</p>
		2.5 - 4.0 lb/Acre	<p><u>For field use:</u></p> <p>Use the 2.5 lbs rate for light infestations, when ALIETTE® WDG is used in a program of multiple applications, or when used in a tank mix with another fungicide registered for blue mold control.</p> <p>Use the 4.0 lbs rate for situations not listed above or for moderate to heavy infestations.</p> <p>Spray Volume: Minimum of 20 gallons per acre on newly transplanted tobacco. Increase the total spray volume by 20 gallons per acre for each week of growth in the field until reaching a maximum of 100 gallons per acre.</p> <p>Apply with a tractor mounted boom sprayer with nozzles adjusted to give complete and thorough coverage of the foliage. In order to ensure effective coverage on larger plants, increasing the number of spray nozzles as spray volumes increase will maximize disease control.</p> <p>Make the first application immediately following transplanting in the field. Continue with applications on a 7 to 10 day schedule until 3 days before harvest (3 day PHI).</p> <p>Do not exceed 4 lb product/Acre per application or 20 lb product/Acre per season.</p>

RESTRICTIONS AND LIMITATIONS:

* Not currently registered for use in California on Tobacco.

- Do not use on shade tobacco as phytotoxicity may occur.
- Do not apply within 3 days of harvest (PHI=3 days)
- Do not exceed a total of 2 greenhouse/transplant bed applications or 5 field applications per season.
- Do not use less than 10 GPA for aerial application. **Aerial application may result in reduced control due to lack of canopy penetration and coverage. It should only be used in situations where ground application is impossible.**

Note: Bayer CropScience has determined that Alette can in some situations cause phytotoxicity in the greenhouse if it is taken up into the plant through the roots. The user assumes all risks with use of this product in the greenhouse.

Do not tank-mix with copper compounds. When applied prior to or after copper compounds, the pH of ALIETTE® WDG should be raised to 6.0 or above with the addition of an alkaline buffer such as Potassium Carbonate (3 lbs Potassium Carbonate to 5 lbs ALIETTE® WDG) or DiAmmonium Phosphate (5 lbs DiAmmonium Phosphate to 5 lbs ALIETTE® WDG).

Adjuvants which enhance pesticide penetration may cause phytotoxicity when mixed with ALIETTE® WDG.

Mixing ALIETTE® WDG with surfactants or foliar fertilizers is not recommended. Crop sensitivity to a particular combination should be determined by spraying a small area of foliage. Evaluate 3-7 days later for adverse effects.

26/08

IMPORTANT: READ BEFORE USE

Read the entire Directions for Use, Conditions, Disclaimer of Warranties and Limitations of Liability before using this product. If terms are not acceptable, return the unopened product container at once.

By using this product, user or buyer accepts the following Conditions, Disclaimer of Warranties and Limitations of Liability.

CONDITIONS: The directions for use of this product are believed to be adequate and should be followed carefully. However, it is impossible to eliminate all risks associated with the use of this product. Crop injury, ineffectiveness or other unintended consequences may result because of such factors as weather conditions, presence of other materials, or the manner of use or application, all of which are beyond the control of Bayer CropScience. All such risks shall be assumed by the user or buyer.

DISCLAIMER OF WARRANTIES: BAYER CROPSCIENCE MAKES NO OTHER WARRANTIES, EXPRESS OR IMPLIED, OF MERCHANTABILITY OR OF FITNESS FOR A PARTICULAR PURPOSE OR OTHERWISE, THAT EXTEND BEYOND THE STATEMENTS MADE ON THIS LABEL. No agent of Bayer CropScience is authorized to make any warranties beyond those contained herein or to modify the warranties contained herein. BAYER CROPSCIENCE DISCLAIMS ANY LIABILITY WHATSOEVER FOR SPECIAL, INCIDENTAL OR CONSEQUENTIAL DAMAGES RESULTING FROM THE USE OR HANDLING OF THIS PRODUCT.

LIMITATIONS OF LIABILITY: TO THE EXTENT ALLOWED BY LAW, THE EXCLUSIVE REMEDY OF THE USER OR BUYER FOR ANY AND ALL LOSSES, INJURIES OR DAMAGES RESULTING FROM THE USE OR HANDLING OF THIS PRODUCT, WHETHER IN CONTRACT, WARRANTY, TORT, NEGLIGENCE, STRICT LIABILITY OR OTHERWISE, SHALL NOT EXCEED THE PURCHASE PRICE PAID, OR AT BAYER CROPSCIENCE'S ELECTION, THE REPLACEMENT OF PRODUCT.

ALIETTE is a registered trademark of Bayer.

PRODUCED FOR




Bayer CropScience

Bayer CropScience LP
P.O. Box 12014, 2 T.W. Alexander Drive
Research Triangle Park, North Carolina 27709
1-866-99BAYER (1-866-992-2937)
http://www.bayercropscienceus.com

ALIETTE® WDG Fungicide (MASTER) Approved 09/30/05, Notification 10/12/05, Notification 02/22/06.

Bayer CropScience



2/28

Document Processing Desk (NOTIF)
Office of Pesticide Programs (7505C)
U.S. Environmental Protection Agency
Room 266A, Crystal Mall 2
1801 South Bell Street
Arlington, VA 22202-4501

Attention: Ms. Sherada Hobgood

February 22, 2006

Subject: Notification of Corrections to Aliette WDG
Fungicide (EPA Reg. No. 264-516) Label.

Bayer CropScience
2 TW Alexander Drive
P. O. Box 12014
RTP, NC 27709
Tel 919 549-2000

Dear Ms. Hobgood:

Please find enclosed a notification of minor label corrections to Aliette WDG Fungicide (EPA Reg. No. 264-516). The corrections include the following:

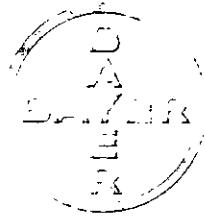
1. Correction of the spelling of "tabacina" in the tobacco use directions.
2. Removal of a disease (fire blight) and the statement "*ALIETTE® WDG is active against certain bacterial pathogens such as fire blight (Erwinia amylovora). When used in conjunction with strict sanitation programs, ALIETTE® WDG may lessen adverse effects observed from fire blight*" from the tobacco use directions.
3. Addition of the term "To the extent allowed by state law" to the Limitations of Liability section at the end of the label, which is being added to all of our labels as the opportunity arises (as requested by the Agency).
4. Addition of "Produced for" Bayer CropScience on last page.

NOTIFICATION

MAR 14 2006

Enclosed are 3 copies of the modified label (one copy with the changes highlighted). Note this notification is consistent with the provision of PR Notice 98-10 and EPA regulations at 40 CFR 152.46, and no other changes have been made to the labeling or the confidential statement of formula of this product. Bayer understands that it is a violation of 18 U.S.C. Sec. 1001 to willfully make any false statement to EPA. We further understand that if this notification is not consistent with the terms of PR Notice 98-10 and 40 CFR

28/23



CropScience

152.46, this product may be in violation of FIFRA, and we could be subject to enforcement action and penalties under sections 12 and 14 of FIFRA. Please contact me if you have any questions (919-549-2630).

Most Sincerely,

Gregory C. Mattem

Gregory C. Mattem
Registration Manager

cc: Mr. John Bazuin (via e-mail)