

PM 22 264-516 Master Label 10/19
with highlights

IETTE® WDG Fungicide

INGREDIENT: Aluminum tris (O-ethyl phosphonate)	80.0%
INERT INGREDIENTS:	20.0%
EPA Reg. No. 264-516	EPA Est. No. 264-MO-02

KEEP OUT OF REACH OF CHILDREN CAUTION

For MEDICAL And TRANSPORTATION Emergencies ONLY Call 24 Hours A Day 1-800-334-7577.
For PRODUCT USE Information Call 1-800-334-9745.

STATEMENT OF PRACTICAL TREATMENT

- IF IN EYES:** Hold eyelids open and flush with a steady, gentle stream of water for 15 minutes. Get medical attention if irritation persists.
- IF ON SKIN:** Wash with plenty of soap and water. Get medical attention if irritation persists.
- IF SWALLOWED:** Call a physician or Poison Control Center. Drink one or two glasses of water and induce vomiting by touching back of throat with finger. Do not induce vomiting or give anything by mouth to an unconscious person.

PRECAUTIONARY STATEMENTS

CAUTION

HAZARDS TO HUMANS AND DOMESTIC ANIMALS

Harmful if swallowed or absorbed through the skin or inhaled. Causes moderate eye injury. Avoid contact with skin, eyes or clothing.

PERSONAL PROTECTIVE EQUIPMENT (PPE)

Applicators and other handlers must wear long-sleeved shirt and long pants, waterproof gloves, shoes plus socks, and protective eyewear.

Follow manufacturer's instructions for cleaning/maintaining personal protective equipment (PPE). If no such instructions for washables, use detergent and hot water. Keep and wash PPE separately from other laundry.

When handlers use closed systems, enclosed cabs, or aircraft in a manner that meets the requirements listed in the Worker Protection Standard (WPS) for agricultural pesticides [40 CFR 170.240 (d) (4-6)], the handler PPE requirements may be reduced or modified as specified in the WPS.

User Safety Recommendations

Users should:

- Wash hands before eating, drinking, chewing gum, using tobacco or using the toilet.
- Remove PPE clothing immediately if pesticide gets inside. Then wash thoroughly and put on clean clothing.

ENVIRONMENTAL HAZARDS

This product is toxic to aquatic and estuarine invertebrates. Drift and runoff may be hazardous to aquatic and estuarine organisms in neighboring areas. Do not apply directly to water, to areas where surface water is present or to intertidal areas below the mean high water mark. Do not contaminate water when disposing of equipment washwaters.

DIRECTIONS FOR USE

It is a violation of Federal Law to use this product in a manner inconsistent with its labeling.
Read entire label before using this product.

Do not apply this product in a way that will contact workers or other persons, either directly or through drift. Only protected handlers may be in the area during application. For any requirements specific to your State or Tribe, consult agency responsible for pesticide regulation.

AGRICULTURAL USE REQUIREMENTS

Use this product only in accordance with its labeling and with the Worker Protection Standard, 40 CFR part 170. This standard contains requirements for the protection of agricultural workers on farms, forests, nurseries, and greenhouses, and handlers of agricultural pesticides. It contains requirements for training, decontamination, notification, and emergency assistance. It also contains specific instructions and exceptions pertaining to the statements on this label about personal protective equipment (PPE) and restricted-entry interval. The requirements in this box only apply to uses of this product that are covered by the Worker Protection Standard.

Do not enter or allow worker entry into treated areas during the restricted entry interval of 12 hours.

PPE required for early entry to treated areas that is permitted under the Worker Protection Standard and that involves contact with anything that has been treated, such as plants, soil, or water, is: coveralls, waterproof gloves, shoes plus socks, and protective eyewear.

2019

STORAGE AND DISPOSAL

Contaminate water, food or feed by storage or disposal.

PESTICIDE DISPOSAL:

Pesticide wastes are acutely hazardous. Improper disposal of excess pesticide, spray mixture, or rinsate is a violation of Federal Law. If these wastes cannot be disposed of by use according to label instructions, contact your State Pesticide or Environmental Control Agency, or the Hazardous Waste representative at the nearest EPA Regional Office for guidance.

CONTAINER DISPOSAL:

Completely empty bag into application equipment. Then dispose of empty bag in a sanitary landfill or by incineration, or, if allowed by State and local authorities, by burning. If burned, stay out of smoke.

DIRECTIONS THROUGH SPRINKLER IRRIGATION SYSTEMS

Use of ALIETTE® WDG Fungicide through chemigation is not allowed in California, except for Citrus.

Apply this product only through sprinkler irrigation systems including mini-sprinkler, drip, solid set and center pivot. Do not apply this product through any other type of irrigation system.

SPRAY PREPARATION: Remove scale, pesticide residues, and other foreign matter from the chemical tank and entire injector system. Flush with clean water.

APPLICATION INSTRUCTIONS: First prepare a suspension of ALIETTE® WDG in a mix tank. Fill tank with 1/2 to 3/4 the desired amount of water. Start mechanical or hydraulic agitation. Add the required amount of ALIETTE® WDG, and then the remaining volume of water. Then set sprinkler to deliver 0.1 to 0.3 inch of water per acre. Start sprinkler and uniformly inject the suspension of ALIETTE® WDG into the irrigation water line so as to deliver the desired rate per acre. The suspension of ALIETTE® WDG should be injected with a positive displacement pump into the main line ahead of a right angle turn to insure adequate mixing. If you should have any other questions about calibration, you should contact State Extension Service specialists, equipment manufacturers or other experts.

NOTE: For Mini-sprinkler and Drip Irrigation Systems: When treatment with ALIETTE® WDG has been completed, further field irrigation over the treated area should be avoided for 24 to 48 hours.

For Solid Set and Center Pivot Irrigation Systems: When treatment with ALIETTE® WDG has been completed, further field irrigation over the treated area should be avoided until foliage is dry to prevent washing the chemical off the crop.

GENERAL PRECAUTIONS FOR APPLICATIONS THROUGH SPRINKLER IRRIGATION SYSTEMS

Maintain continuous agitation in mix tank during mixing and application to assure a uniform suspension.

The system must contain a functional check valve, vacuum relief valve, and low pressure drain appropriately located on the irrigation pipeline to prevent water source contamination from backflow. The pesticide injection pipeline must contain a functional, automatic, quick-closing check valve to prevent the flow of fluid back toward the injection pump. The pesticide injection pipeline must also contain a functional, normally closed solenoid-operated valve located on the intake side of the injection pump and connected to the system interlock to prevent fluid from being withdrawn from the supply tank when the irrigation system is either automatically or manually shutdown. The system must contain functional interlocking controls to automatically shut off the pesticide injection pump when the water pump motor stops. The irrigation line or water pump must include a functional pressure switch which will stop the water pump motor when the water pressure decreases to the point where pesticide distribution is adversely affected. Systems must use a metering pump, such as a positive displacement injection pump (e. g., diaphragm pump) effectively designed and constructed of materials that are compatible with pesticides and capable of being fitted with a system interlock.

Do not apply when wind speed favors drift, when system connection or fittings leak, when nozzles do not provide uniform distribution or when lines containing the product must be dismantled and drained.

Crop injury, lack of effectiveness, or illegal pesticide residues in the crop may result from non uniform distribution of treated water.

Allow sufficient time for pesticide to be flushed through all lines and all nozzles before turning off irrigation water. A person knowledgeable of the chemigation system and responsible for its operation shall shut the system down and make necessary adjustments should the need arise.

Do not connect an irrigation system (including greenhouse systems) used for pesticide application to a public water system unless the label-prescribed safety devices for public water supplies are in place.

GENERAL APPLICATION INSTRUCTIONS FOR FOLIAR APPLICATIONS

ALIETTE® WDG Fungicide is an effective systemic product for control of various diseases when used according to the label directions.

MIXING INSTRUCTIONS

1. Fill the spray tank with 1/4 - 1/2 of the required volume of water prior to the addition of ALIETTE® WDG.
2. Add ALIETTE® WDG slowly to the tank and agitate by hydraulic or mechanical means.

Note: Rhone-Poulenc has determined that phytotoxicity from solubilized copper may occur if products containing copper are tank-mixed with ALIETTE® WDG or if unbuffered ALIETTE® WDG is applied to foliage with copper residues.

Do not tank-mix with copper compounds. When applied prior to or after copper compounds, the pH of ALIETTE® WDG should be raised to 6.0 or above with the addition of an alkaline buffer such as Potassium Carbonate (3 lbs Potassium Carbonate to 5 lbs ALIETTE® WDG) or DIAMmonium Phosphate (5 lbs DIAMmonium Phosphate to 5 lbs ALIETTE® WDG).

3. Slowly add alkaline buffering agent (if needed).

CAUTION: When Potassium Carbonate is used as a buffer Carbon Dioxide (CO²) gas is released during the buffering process. The spray tank must NOT be sealed until the CO² release associated with the reaction subsides (approximately 5 minutes).

4. Continue to fill the tank with water to the desired volume while agitating.

5. Continue agitation when applying.

GENERAL APPLICATION INSTRUCTIONS FOR TRUNK SPRAYS AND PAINTS

1. Mix ALIETTE® WDG with a small volume of water. The specific rates and gallonage to use are listed under the citrus and stone fruit sections of the label.

2. Apply to wound area as a spray or paint on limbs or trunk of citrus or stone fruit trees in sufficient volume to cover the entire area to be treated.

COMPATIBILITY:

ALIETTE® WDG Fungicide is compatible with most products used in agriculture; however, crop sensitivity to these mixtures may vary. In particular, foliar fertilizers and copper products may not be compatible with ALIETTE® WDG Fungicide and the combined use may cause phytotoxicity to various crops. If these combinations or others have not been used before, do not tank mix without first testing the safety of the combination (compatibility and crop phytotoxicity).

The use of spray adjuvants (e.g., stickers, spreaders, wetting agents) are not recommended with ALIETTE® WDG Fungicide. However, if an adjuvant is going to be mixed with ALIETTE® WDG Fungicide, it should be tested prior to use for compatibility. Due to ALIETTE® WDG Fungicide's acidic nature, do not tank mix with acid type compatibility spray adjuvants (e.g., Buffit® Spray-aide, Triton AG-44M) or with adjuvants designed to enhance pesticide penetration (e.g., Herbex® or Induce®).

Physical compatibility with ALIETTE® WDG should be checked when mixing with soluble concentrate or "flowable" formulation pesticides such as Bravo® 720 and Rovral® 4F. Add the correct proportions of each product and water into a clear container, thoroughly mix and then let stand for 3-5 minutes. If the mixture remains in suspension or can be remixed readily, the products are considered compatible. Buffering as described above may increase compatibility.

To determine if a combination is phytotoxic to a specific crop, spray a few plants/trees and then evaluate 3-7 days later for visual effects.

APPLICATION:

Apply ALIETTE® WDG Fungicide with sufficient water volumes to obtain adequate coverage of foliage. The gallonage needed will vary by crop and growth stage. For vegetables and small fruit, do not apply ALIETTE® WDG Fungicide by ground in less than 20 gals/Acre. Aerial applications for all labeled crops should not be made in less than 10 gals/Acre. To insure good coverage of tree fruit, spray to wet.

ALIETTE® WDG FUNGICIDE IS REGISTERED FOR USE ON THE FOLLOWING CROPS

Tree Fruits and Nuts

- Avocado (Non-Bearing and Bearing)
- Citrus (Non-Bearing and Bearing)
- Pome Fruit (Non-Bearing and Bearing)
- Stone Fruit and Almond (Non-Bearing)

Small Fruits

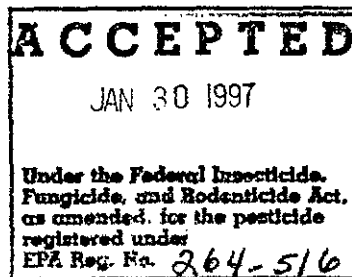
- Blueberries
- Caneberry Subgroup ✓
- Strawberry

Vegetables

- Asparagus
- Brassica Crop Grouping
- Cucurbit Crop Grouping
- Leafy Vegetable Crop Grouping
- Onion (Dry Bulb)
- Tomato

Miscellaneous

- Crops
- Ginseng
- Hops
- Pineapple



AVOCADO (NON-BEARING)

(Trees that will not produce marketable fruit for 12 months after the last ALIETTE® WDG application)

When used in conjunction with good cultural management practices, ALIETTE® WDG is effective in controlling avocado root rot caused by *Phytophthora cinnamomi* and avocado canker caused by *P. citricola*.

DISEASE	APPLICATION METHOD	RATE lbs product	APPLICATION PROGRAM
Phytophthora Canker (<i>Phytophthora citricola</i>)	Trunk Spray or Paint	2.5-5.0/5 gals	Mix the desired amount of ALIETTE® WDG with 5 gallons of water and apply to the trunk lesion in a sufficient volume to thoroughly wet the entire lesion. If no lesion is present, the application should be made from the soil line up the trunk approximately two feet. If trunk lesions are present, the higher rate should be used. Nursery tree resets and new plantings should be treated at the time of planting.
Phytophthora Root Rot (<i>Phytophthora cinnamomi</i>)	Drench	Use at a concentration of 5.0 oz/10 gals	Apply 1 quart of solution to the pot or sleeve of each tree 2-3 days prior to transplanting.
	Foliar	5.0/100 gals	Begin application at transplanting or the start of the growing season and continue for up to 4 applications per year at 60 day intervals. Spray to run-off.

RESTRICTIONS AND LIMITATIONS:

- For foliar applications do not exceed 100 GPA.
- Do not allow livestock to graze on the floor of treated groves.
- Do not cut cover crops for feed.

AVOCADO (BEARING)

When used in conjunction with good cultural management practices, ALIETTE® WDG is effective in controlling avocado root rot caused by *Phytophthora cinnamomi* and avocado canker caused by *P. citricola*.

DISEASE	APPLICATION METHOD	RATE lbs product	APPLICATION PROGRAM
Phytophthora Canker (<i>Phytophthora citricola</i>)	Trunk Spray or Paint	2.5-5.0/5 gals	Mix the desired amount of ALIETTE® WDG with 5 gallons of water and apply to the trunk lesion in a sufficient volume to thoroughly wet the entire lesion. If no lesion is present, the application should be made from the soil line up the trunk approximately two feet. If trunk lesions are present, the higher rate should be used. Nursery tree resets and new plantings should be treated at the time of planting.
Phytophthora Root Rot (<i>Phytophthora cinnamomi</i>)	Foliar	5.0/Acre	Begin application at the start of the growing season and repeat every 60 days. Spray to run-off.
		1.0/100 gals	Apply as instructed above. This volumetric concentration is derived from a per acre foliar application rate of 5 lbs of ALIETTE® WDG diluted in 500 gals of water.

RESTRICTIONS AND LIMITATIONS:

- Applications can be made on the same day of harvest (PHI = 12 hours).
- For foliar applications do not exceed 500 GPA.
- Do not apply more than 5.0 lbs of ALIETTE® WDG per acre per application.
- Do not exceed 20 lbs product/acre per year.
- Do not allow livestock to graze on the floor of treated groves.
- Do not cut cover crops for feed.

Note: In order to apply the correct amount of product to your groves you must know the number of gallons of water needed to spray one acre of trees to the point of drip. If you do not know this gallonage you should conduct a test to determine it. If you do not know how to conduct such a test with your equipment you should seek assistance from your equipment dealer or Cooperative Extension Service.

CITRUS (NON-BEARING)

(Trees that will not produce marketable fruit for 12 months after the last ALIETTE® WDG application)
ALIETTE® WDG applied in conjunction with good cultural management practices will provide effective control of foot rot, root rot and gummosis caused by *Phytophthora* spp.

DISEASE	APPLICATION METHOD	RATE lbs product	APPLICATION PROGRAM
Phytophthora Foot & Root Rot (<i>Phytophthora</i> spp.)	Root Dip	3.0/100 gals	Thoroughly mix ALIETTE® WDG in the desired volume of water and dip the entire root system for 30-60 minutes prior to planting in the field.
	Foliar	5.0/100 gals	Begin application when conditions favor disease development. (If you are unsure about whether these conditions exist, check with your Cooperative Extension Service.)
	Chemigation	5.0/Acre	For foliar applications spray to wet. For chemigation inject ALIETTE® WDG continuously while applying a scheduled irrigation.
Phytophthora Root Rot or Gummosis (<i>Phytophthora</i> spp.)	Trunk Spray or Paint	2.5-5.0/5 gals	Mix the desired amount of ALIETTE® WDG with 5 gallons of water and apply to the trunk lesion in a sufficient volume to thoroughly wet the entire lesion. If no lesion is present, the application should be made from the soil line up the trunk approximately two feet. If trunk lesions are present, the higher rate should be used. Nursery tree resets and new plantings should be treated at the time of planting.

RESTRICTIONS AND LIMITATIONS:


- Any combination of labeled application methods can be used, however, do not exceed a total of four applications or 20 lbs/Acre per year.
- ALIETTE® WDG may be applied by ground, air, or chemigation.
- Do not exceed 100 GPA for foliar applications.
- Do not graze livestock in treated groves.
- Do not feed forage from treated groves.

Note: Rhone-Poulenc has determined that phytotoxicity from solubilized copper may occur if products containing copper are tank-mixed with ALIETTE® WDG or if unbuffered ALIETTE® WDG is applied to foliage with copper residues.

Do not tank-mix with copper compounds. When applied prior to or after copper compounds, the pH of ALIETTE® WDG should be raised to 6.0 or above with the addition of an alkaline buffer such as Potassium Carbonate (3 lbs Potassium Carbonate to 5 lbs ALIETTE® WDG) or DiAmmonium Phosphate (5 lbs DiAmmonium Phosphate to 5 lbs ALIETTE® WDG).

Adjuvants which enhance pesticide penetration may cause phytotoxicity when mixed with ALIETTE® WDG.

Mixing ALIETTE® WDG with surfactants or foliar fertilizers is not recommended. Citrus sensitivity to a particular combination should be determined by spraying a small area of foliage and fruit. Evaluate 3-7 days later for adverse effects.



60419

CITRUS (BEARING)

ALIETTE® WDG applied in conjunction with good cultural practices will provide effective control of foot rot, root rot, gummosis, and fruit brown rot caused by *Phytophthora* spp. ALIETTE® WDG also controls ice-nucleating bacteria (California only) and suppresses Alternaria Brown Spot (Florida only).

DISEASE	APPLICATION METHOD	RATE lbs product	APPLICATION PROGRAM
Phytophthora Foot Rot or Gummosis (<i>Phytophthora</i> spp.)	Trunk Spray or Paint	2.5-5.0/5 gals	Mix the desired amount of ALIETTE® WDG with 5 gallons of water and apply to the trunk lesion in a sufficient volume to thoroughly wet the entire lesion. If no lesion is present, the application should be made from the soil line up the trunk approximately 2 feet. If trunk lesions are present the higher rate should be used.
Phytophthora Foot & Root Rot Brown Rot (<i>Phytophthora</i> spp.)	Foliar	5.0/Acre	Apply as a spray to wet when conditions favor disease development. (If you are unsure about whether these conditions exist, check with your Cooperative Extension Service.)
		1.0/100 gals	Apply as instructed above. This volumetric concentration is derived from a per acre foliar application rate of 5 lbs of ALIETTE® WDG diluted in 500 gals of water.
Phytophthora Foot & Root Rot (<i>Phytophthora</i> spp.)	Chemigation	5.0/Acre	Begin application when conditions favor disease development. (If you are unsure about whether these conditions exist, check with your Cooperative Extension Service.) Inject ALIETTE® WDG continuously during a scheduled irrigation.
Alternaria Brown Spot (<i>Alternaria</i> spp.) (Suppression only) Florida only	Foliar	5.0/Acre	ALIETTE® WDG suppresses <i>Alternaria</i> spp. that cause Brown Spot. The first application should be applied in the spring at the first sign of new growth. A second and third application should follow at 30-45 day intervals. Apply in sufficient water and direct spray to insure thorough coverage of the susceptible foliage and fruit.
		1.0/100 gals	Apply as instructed above. This volumetric concentration is derived from a per acre foliar application rate of 5 lbs of ALIETTE® WDG diluted in 500 gals of water.
Ice-nucleating bacteria (<i>Pseudomonas syringae</i> , <i>P. fluorescens</i> , <i>Erwinia herbicola</i>) California only	Foliar	5.0/Acre	Apply as a spray in mid November (this allows sufficient time for the ice-nucleating bacteria to decompose before frost conditions are likely). Thorough coverage is required. (See note under 'Restrictions and Limitations'.)
		1.0/100 gals	Apply as instructed above. This volumetric concentration is derived from a per acre foliar application rate of 5 lbs of ALIETTE® WDG diluted in 500 gals of water.

RESTRICTIONS AND LIMITATIONS:

- Do not apply within 30 days of harvest (PHI = 30 days).
- Any combination of labeled application methods can be used, however, do not exceed a total of four applications or 20 lbs/Acre per year.
- For foliar applications do not exceed 500 GPA.
- ALIETTE® WDG may be applied by ground, air, or chemigation.
- Do not graze livestock in treated groves.
- Do not feed forage from treated groves.

Note: In order to apply the correct amount of product to your groves you must know the number of gallons of water needed to spray one acre of trees to the point of drip. If you do not know this gallonage you should conduct a test to determine it. If you do not know how to conduct such a test with your equipment you should seek assistance from your equipment dealer or Cooperative Extension Service.

Note: Rhone-Poulenc has determined that phytotoxicity from solubilized copper may occur if products containing copper are tank-mixed with ALIETTE® WDG or if unbuffered ALIETTE® WDG is applied to foliage with copper residues.

Do not tank-mix with copper compounds. When applied prior to or after copper compounds, the pH of ALIETTE® WDG should be raised to 6.0 or above with the addition of an alkaline buffer such as Potassium Carbonate (3 lbs Potassium Carbonate to 5 lbs ALIETTE® WDG) or DiAmmonium Phosphate (5 lbs DiAmmonium Phosphate to 5 lbs ALIETTE® WDG).

Adjuvants which enhance pesticide penetration may cause phytotoxicity when mixed with ALIETTE® WDG. Mixing ALIETTE® WDG with surfactants or foliar fertilizers is not recommended. Citrus sensitivity to a particular combination should be determined by spraying a small amount of foliage. Evaluate 3-7 days later for adverse effects.

Note: Controlling ice-nucleating bacteria may provide some protection against light frost. ALIETTE® WDG is not recommended for this use in those areas where conditions favor severe frost.

***POME FRUIT CROP GROUPING (NON-BEARING)**

(Trees that will not produce marketable fruit for 12 months after the last ALIETTE® WDG application.)

ALIETTE® WDG applied as part of a complete disease control program will provide effective control of collar and root rot caused by *Phytophthora* spp. ALIETTE® WDG used in a program with other registered bactericides and recommended sanitation measures aids in the control of Fire Blight caused by *Erwinia amylovora*.

DISEASE	APPLICATION METHOD	RATE lbs product	APPLICATION PROGRAM
Fire Blight (<i>Erwinia amylovora</i>)	Foliar	2.5-5.0 /100 gals	Begin applications in the spring when conditions are favorable for disease development. (Check with your Cooperative Extension Service if you are unsure about whether these conditions exist). Adequate foliage should be available for absorption (e.g. tight cluster). Thorough coverage is required. Reapply at 4-7 day intervals as long as conditions favor disease development. (See application note below) An additional application in the fall prior to leaf drop may be applied to reduce inoculum in newly forming bud tissue.
Phytophthora Collar and Root Rot (<i>Phytophthora</i> spp.)	Root Dip	3.0/100 gals	Mix ALIETTE® WDG in the desired volume of water and dip the entire root system for 30-60 minutes prior to planting in the field.
	Foliar	2.5-5.0/100 gals	Apply ALIETTE® WDG on a 30-60 day interval when conditions favor disease development. (Check with your Cooperative Extension Service if you are unsure about whether these conditions exist). Thorough coverage is required. Under moderate disease pressure apply ALIETTE® WDG, 3 or 4 times at 5.0 lbs/100 gals on a 60 day spray interval or 6-8 applications at 2.5 lbs/100 gals on a 30 day interval. Nursery tree resets and new plantings should be treated after leaf emergence.

*Pome Fruit Crop Grouping; Apple, Crabapple, Loquat, Mayhaw, Pear, Oriental Pear, Quince

RESTRICTIONS AND LIMITATIONS:

Application Note: Do not apply more than 5.0 lbs of ALIETTE® WDG per acre per application. Do not exceed 20 lbs per acre per season. Applications for Fire Blight and Blister Spot control should occur early in the season. Applications for *Phytophthora* spp. control should be delayed until 30 days after last Fire Blight or Blister Spot application.

Do not graze livestock on floor of treated orchards. The use of ALIETTE® WDG on Pome Fruit is restricted to protect endangered fresh water mollusks and their habitat. In the following states and counties, the use rate is limited to a maximum of 3.75 pounds product (3 lbs ai) per acre per application:

- IL: Adams, Pike
- MN: Washington, Winowa
- OH: Washington, Wayne
- TN: Cocke
- VA: Botetourt, Wise
- VT: Windsor
- WI: Crawford, Richland, Vernon
- WV: Monroe

Note: Rhone-Poulenc has determined that phytotoxicity from solubilized copper may occur if products containing copper are tank-mixed with ALIETTE® WDG or if unbuffered ALIETTE® WDG is applied to foliage with copper residues.

Do not tank-mix with copper compounds. When applied prior to or after copper compounds, the pH of ALIETTE® WDG should be raised to 6.0 or above with the addition of an alkaline buffer such as Potassium Carbonate (3 lbs Potassium Carbonate to 5 lbs ALIETTE® WDG) or DiAmmonium Phosphate (5 lbs DiAmmonium Phosphate to 5 lbs ALIETTE® WDG).

✓ Adjuvants which enhance pesticide penetration may cause phytotoxicity when mixed with ALIETTE® WDG. Mixing ALIETTE® WDG with surfactants or foliar fertilizers is not recommended. Pome fruit sensitivity to a particular combination should be determined by spraying a small amount of foliage. Evaluate 3-7 days later for adverse effects.

***POME FRUIT CROP GROUPING (BEARING)**

ALIETTE® WDG applied as part of a complete disease control program will provide effective control of collar and root rot caused by *Phytophthora* spp and Apple Blister Spot caused by *Pseudomonas syringae*. ALIETTE® WDG used in a program with other registered bactericides and recommended sanitation measures aids in the control of Fire Blight caused by *Erwinia amylovora*.

DISEASE	APPLICATION METHOD	RATE lbs product	APPLICATION PROGRAM
Fire Blight (<i>Erwinia amylovora</i>)	Foliar	2.5-5.0/Acre	Begin applications in the spring when conditions are favorable for disease development. (Check with your Cooperative Extension Service if you are unsure about whether these conditions exist). Adequate foliage should be available for absorption (e.g. tight cluster). Thorough coverage is required. Reapply at 4-7 day intervals only as long as conditions favor Fire Blight development (See application note below). An additional application in the fall prior to leaf drop may be applied to reduce inoculum in newly forming bud tissue.
		0.5-1.0/100 gals	Apply as instructed above. This volumetric concentration is derived from a per acre foliar application rate of 2.5-5 lbs of ALIETTE® WDG diluted in 500 gals of water.
Apple Blister Spot (<i>Pseudomonas syringae</i>)	Foliar	2.5-5.0/Acre	Begin applications when blossoms are at the pink stage. Make additional applications at 7 day intervals only as long as conditions favor Blister Spot development (See application note below).
		0.5-1.0/100 gals	Apply as instructed above. This volumetric concentration is derived from a per acre foliar application rate of 2.5-5 lbs of ALIETTE® WDG diluted in 500 gals of water.
Phytophthora Collar and Root Rot (<i>Phytophthora</i> spp.)	Foliar	2.5-5.0/Acre	Apply ALIETTE® WDG on a 30-60 day interval when conditions favor disease development. (Check with your Cooperative Extension Service if you are unsure about whether these conditions exist). Thorough coverage is required. Under moderate disease pressure apply ALIETTE® WDG, 3 or 4 times at 5.0 lbs/Acre on a 60 day spray interval or 6-8 applications at 2.5 lbs/Acre on a 30 day interval.
		0.5-1.0/100 gals	Apply as instructed above. This volumetric concentration is derived from a per acre foliar application rate of 2.5-5 lbs of ALIETTE® WDG diluted in 500 gals of water.

*Pome Fruit Crop Grouping; Apple, Crabapple, Loquat, Mayhaw, Pear, Oriental Pear, Quince

RESTRICTIONS AND LIMITATIONS:

- Do not apply within 14 days of harvest (PHI = 14 days).
- Do not apply within 2-3 weeks of leaf senescence.
- Do not exceed 500 GPA.

Application Note: Do not apply more than 5.0 lbs of ALIETTE® WDG per acre per application. Do not exceed 20 lbs per acre per season. Applications for Fire Blight and Blister Spot control should occur early in the season. Applications for *Phytophthora* spp. control should be delayed until 30 days after last Fire Blight or Blister Spot application.

Do not graze livestock on floor of treated orchards.

Note: In order to apply the correct amount of product to your groves you must know the number of gallons of water needed to spray one acre of trees to the point of drip. If you do not know this gallonage you should conduct a test to determine it. If you do not know how to conduct such a test with your equipment you should seek assistance from your equipment dealer or Cooperative Extension Service.

The use of ALIETTE® WDG on Pome Fruit is restricted to protect endangered fresh water mollusks and their habitat. In the following states and counties, the use rate is limited to a maximum of 3.75 pounds product (3 lbs ai) per acre per application:

- | | |
|------------------------|--------------------------------|
| IL: Adams, Pike | VA: Botetourt, Wise |
| MN: Washington, Winowa | VT: Windsor |
| OH: Washington, Wayne | WI: Crawford, Richland, Vernon |
| TN: Cocke | WV: Monroe |

Note: Rhone-Poulenc has determined that phytotoxicity from solubilized copper may occur if products containing copper are tank-mixed with ALIETTE® WDG or if unbuffered ALIETTE® WDG is applied to foliage with copper residues.

Do not tank-mix with copper compounds. When applied prior to or after copper compounds, the pH of ALIETTE® WDG should be raised to 6.0 or above with the addition of an alkaline buffer such as Potassium Carbonate (3 lbs Potassium Carbonate to 5 lbs ALIETTE® WDG) or DiAmmonium Phosphate (5 lbs DiAmmonium Phosphate to 5 lbs ALIETTE® WDG).

Adjuvants which enhance pesticide penetration may cause phytotoxicity when mixed with ALIETTE® WDG.

Mixing ALIETTE® WDG with surfactants or foliar fertilizers is not recommended. Some fruit sensitivity to a particular combination should be determined by spraying a small amount of foliage and fruit. Evaluate 3-7 days later for adverse effects.

***STONE FRUIT CROP GROUPING (NON-BEARING)
ALMONDS (NON-BEARING)**

(Trees that will not produce marketable fruit for 12 months after the last ALIETTE® WDG application)

ALIETTE® WDG applied in conjunction with good cultural management practices will provide effective control of collar and root rot caused by *Phytophthora* spp. and Almond pruning-wound canker caused by *Phytophthora syringae*.

DISEASE	APPLICATION METHOD	RATE lbs product	APPLICATION PROGRAM
Phytophthora Collar and Root Rot (<i>Phytophthora</i> spp.)	Foliar	5.0/100 gals	Apply ALIETTE® WDG when conditions favor disease development (Check with your Cooperative Extension Service if you are unsure about whether these conditions exist), and continue on a 60 day interval. Nursery tree resets and new plantings should be treated after leaf emergence.
Almond pruning-wound canker (<i>Phytophthora syringae</i>)	Paint or Spray	3.0-5.0/100 gals	Apply as a paint or spray to the pruning wound area in a sufficient volume to thoroughly wet the entire wound surface. Under severe disease conditions (e.g. active canker lesion), the higher rate should be used. For small volume applications, mix 0.5-0.8 oz (3.0-4.5 level tablespoons) product per gallon of water. This is equivalent to 3-5 lbs per 100 gals.

*Stone Fruit Crop Grouping: Apricot, Cherry (sour and sweet), Nectarine, Peach, Plum, Chickasaw Plum, Damson Plum, Japanese Plum, Plumcot, Prune (fresh)

RESTRICTIONS AND LIMITATIONS:

- Do not apply more than 5.0 lbs of ALIETTE® WDG per acre per application.
- Do not exceed 20 lbs per acre per year.
- Do not exceed four applications per year.
- Do not exceed 100 GPA.

Note: Rhone-Poulenc has determined that phytotoxicity from solubilized copper may occur if products containing copper are tank-mixed with ALIETTE® WDG or if unbuffered ALIETTE® WDG is applied to foliage with copper residues.

Do not tank-mix with copper compounds. When applied prior to or after copper compounds, the pH of ALIETTE® WDG should be raised to 6.0 or above with the addition of an alkaline buffer such as Potassium Carbonate (3 lbs Potassium Carbonate to 5 lbs ALIETTE® WDG) or DiAmmonium Phosphate (5 lbs DiAmmonium Phosphate to 5 lbs ALIETTE® WDG).

Adjuvants which enhance pesticide penetration may cause phytotoxicity when mixed with ALIETTE® WDG.

Mixing ALIETTE® WDG with surfactants or foliar fertilizers is not recommended. Crop sensitivity to a particular combination should be determined by spraying a small amount of foliage. Evaluate 3-7 days later for adverse effects.

100419

BLUEBERRY*

When used in conjunction with good cultural management practices, ALIETTE® WDG Fungicide is effective in controlling Phytophthora root rot (*Phytophthora* spp.) of blueberries.

DISEASE	APPLICATION METHOD	RATE lbs product	APPLICATION PROGRAM
Phytophthora Root Rot <i>(Phytophthora spp.)</i> Anthracnose Fruit Rot <i>(Colletotrichum gloeosporioides)</i> Alternaria Fruit Rot <i>(Alternaria tenuissima)</i> suppression only Phomopsis Canker <i>(Phomopsis spp.)</i> suppression only	Foliar	5.0/Acre	Begin foliar sprays in the spring at approximately the pink bud stage and continue on a 14-21 day interval. Use a sufficient volume of water for good coverage.

RESTRICTIONS AND LIMITATIONS:

Not currently registered in California.

- Applications can be made on the same day as harvest (PHI = 12 hours).
- Do not exceed 20 lbs per acre per year.
- Do not exceed four applications per year.
- Do not apply in less than 10 GPA.

Note: Rhone-Poulenc has determined that phytotoxicity from solubilized copper may occur if products containing copper are tank-mixed with ALIETTE® WDG or if unbuffered ALIETTE® WDG is applied to foliage with copper residues.

Do not tank-mix with copper compounds. When applied prior to or after copper compounds, the pH of ALIETTE® WDG should be raised to 6.0 or above with the addition of an alkaline buffer such as Potassium Carbonate (3 lbs Potassium Carbonate to 5 lbs ALIETTE® WDG) or DiAmmonium Phosphate (5 lbs DiAmmonium Phosphate to 5 lbs ALIETTE® WDG).

Adjuvants which enhance pesticide penetration may cause phytotoxicity when mixed with ALIETTE® WDG.

Mixing ALIETTE® WDG with surfactants or foliar fertilizers is not recommended. Blueberry sensitivity to a particular combination should be determined by spraying a few bushes. Evaluate 3-7 days later for adverse effects.

CANEBERRY SUBGROUP (*Rubus* spp.)

When used in conjunction with good cultural management practices, ALIETTE® WDG is effective in controlling Phytophthora root rot (*Phytophthora* spp.) of caneberries.

DISEASE	APPLICATION METHOD	RATE lbs product	APPLICATION PROGRAM
Phytophthora Root Rot (<i>Phytophthora</i> spp.)	Foliar	5.0/Acre	<p>In new plantings, ALIETTE® WDG applications should begin when plants produce 1-3 inches of new growth. Applications in established plantings should begin when conditions favor disease development (e.g., high soil moisture and cool temperatures).</p> <p>Apply ALIETTE® WDG in sufficient water to thoroughly wet the foliage.</p> <p>WEST OF THE ROCKY MOUNTAINS</p> <p>Fall Application: Apply when conditions favor disease development (Check with your Cooperative Extension Service if you are unsure about whether these conditions exist) and then repeat, if necessary, in 3-4 weeks.</p> <p>Spring Application: Apply the first spray after bud break (1-3 inches new growth) and a second spray 3-4 weeks later.</p> <p>EAST OF THE ROCKY MOUNTAINS</p> <p>Begin application in the spring after bud break (1-3 inches new growth) and continue spraying on a 45-60 day schedule, up to a maximum of four sprays during the growing season.</p>

*Caneberry Subgroup: Blackberry, Loganberry, Red and Black Raspberry, cultivars and/or hybrids of these

RESTRICTIONS AND LIMITATIONS:

- Do not apply within 60 days of harvest (PHI = 60 days).
- Under severe disease pressure four applications per year should be used. (Check with your Cooperative Extension Service if you are unsure about whether these conditions exist.)
- The last fall application should be applied at least 30 days prior to leaf drop.

Note: Rhone-Poulenc has determined that phytotoxicity from solubilized copper may occur if products containing copper are tank-mixed with ALIETTE® WDG or if unbuffered ALIETTE® WDG is applied to foliage with copper residues.

Do not tank-mix with copper compounds. When applied prior to or after copper compounds, the pH of ALIETTE® WDG should be raised to 6.0 or above with the addition of an alkaline buffer such as Potassium Carbonate (3 lbs Potassium Carbonate to 5 lbs ALIETTE® WDG) or DiAmmonium Phosphate (5 lbs DiAmmonium Phosphate to 5 lbs ALIETTE® WDG).

Adjuvants which enhance pesticide penetration may cause phytotoxicity when mixed with ALIETTE® WDG.

Mixing ALIETTE® WDG with surfactants or foliar fertilizers is not recommended. Caneberry sensitivity to a particular combination should be determined by spraying a few bushes. Evaluate 3-7 days later for adverse effects.

STRAWBERRY

ALIETTE® WDG Fungicide is effective in controlling Red Stele caused by *Phytophthora fragariae* and Leather Rot caused by *P. cactorum* when used in conjunction with good cultural management practices.

DISEASE	APPLICATION METHOD	RATE lbs product	APPLICATION PROGRAM
Red Stele (<i>Phytophthora fragariae</i>)	Dip	2.5/100 gals	Apply as a pre-plant dip to strawberry roots and crowns for 15-30 minutes. Plant within 24 hours after dipping. The dip application can be used for both annual and perennial varieties.
	Foliar	2.5-5.0/Acre	Annual planting: Begin applications 14-21 days after planting and continue on a 30-60 day interval as long as conditions favor disease development. Perennial planting: In the spring, begin applications when the plants start active growth. If disease conditions continue to persist or reoccur make additional applications on a 30-60 day interval. If using Red Stele susceptible strawberry varieties or if disease pressure is heavy, the shorter (30 day) time interval, high rates (4.0 to 5.0 lbs/Acre) and maximum number of applications should be used. (Check with your Cooperative Extension Service if you are unsure about whether these conditions exist).
Leather Rot (<i>Phytophthora cactorum</i>)	Foliar	2.5-5.0/Acre	Begin applications between 10% bloom and early fruit set and continue on a 7-14 day interval as long as conditions are favorable for disease development. When disease pressure is heavy the shorter (7 days) time interval, high rates (4.0 to 5.0 lbs/Acre) and maximum number of applications should be used. (Check with your Cooperative Extension Service if you are unsure about whether these conditions exist).

RESTRICTIONS AND LIMITATIONS:

- Applications can be made on the same day as harvest (PHI = 12 hours).
- Do not apply by fixed wing or rotary aircraft.
- Do not exceed 30 lbs product per acre per season.

The use of ALIETTE® WDG on Strawberries is restricted to protect endangered fresh water mollusks and their habitat. In the following states and counties, the use rate is limited to a maximum of 3.75 pounds product (3 lbs ai) per acre per application:

- | | |
|--------------------------------------------------|----------------------------------|
| AR: White | MN: Houston, Washington |
| IL: Whiteside | MS: Monroe |
| IA: Scott | MO: Franklin, Jefferson |
| IN: Knox | NH: Cheshire, Sullivan |
| KY: Campbell, Marshall, Rockcastle, Todd, Warren | NC: Granville, Johnston |
| LA: Livingston, Rapides | OH: Washington |
| MD: Caroline, St. Mary's | WI: Iowa, St. Croix, Trempealeau |

Note: Rhone-Poulenc has determined that phytotoxicity from solubilized copper may occur if products containing copper are tank-mixed with ALIETTE® WDG or if unbuffered ALIETTE® WDG is applied to foliage with copper residues.

Do not tank-mix with copper compounds. When applied prior to or after copper compounds, the pH of ALIETTE® WDG should be raised to 6.0 or above with the addition of an alkaline buffer such as Potassium Carbonate (3 lbs Potassium Carbonate to 5 lbs ALIETTE® WDG) or DiAmmonium Phosphate (5 lbs DiAmmonium Phosphate to 5 lbs ALIETTE® WDG.)

✓ Adjuvants which enhance pesticide penetration may cause phytotoxicity when mixed with ALIETTE® WDG.

Mixing ALIETTE® WDG with surfactants or foliar fertilizers is not recommended. Strawberry sensitivity to a particular combination / should be determined by spraying a few plants. Evaluate 3-7 days later for adverse effects.

ASPARAGUS

ALIETTE® WDG will provide effective control of Asparagus Spear Slime and Crown Rot caused by *Phytophthora* spp.

DISEASE	APPLICATION METHOD	RATE lbs product	APPLICATION PROGRAM
Asparagus Spear Slime and Crown Rot (<i>Phytophthora</i> spp.)	Foliar	5.0/Acre	Apply ALIETTE® WDG once per season. ALIETTE® WDG should be applied to fully expanded asparagus ferns. Do not apply to ferns that are beginning to senesce. Thorough coverage is required.

RESTRICTIONS AND LIMITATIONS:

- FOR USE IN CALIFORNIA ONLY
- Do not apply within 110 days of harvest (PHI = 110 days).
- Do not exceed 50 GPA.

***BRASSICA CROP GROUPING**

When applied in conjunction with good cultural management practices ALIETTE® WDG will provide effective control of Downy Mildew caused by *Peronospora parasitica*.

DISEASE	APPLICATION METHOD	RATE lbs product	APPLICATION PROGRAM
Downy Mildew (<i>Peronospora parasitica</i>)	Foliar	2.0-5.0/Acre	Apply ALIETTE® WDG when conditions favor disease development (e.g., high moisture and moderate temperatures) and continue on a 7-21 day interval. Use a sufficient volume of water for good coverage. The lower rates of ALIETTE® WDG (2.0-3.0 lbs/Acre) can be used when tank mixed with another fungicide (other than copper) which is labeled for downy mildew control. When used alone, apply ALIETTE® WDG at 3.0-5.0 lbs/Acre. With moderate to high disease pressure the higher rates of ALIETTE® WDG and a shorter spray interval should be used. (Check with your Cooperative Extension Service if you are unsure about whether these conditions exist).

*Brassica Crop Grouping: Broccoli, Broccoli Raab (rapini), Brussels Sprouts, Cabbage, Chinese Broccoli (gai lan), Chinese Cabbage (Bok Choy), Chinese Cabbage (Napa), Chinese Mustard Cabbage (Gal Choy), Cauliflower, Cavalo Broccolo, Collards, Kale, Kohlrabi, Mizuna, Mustard Greens, Mustard Spinach, Rape Greens

RESTRICTIONS AND LIMITATIONS:


- Do not apply within three days of harvest (PHI = 3 days).
- Do not exceed seven applications per season.
- Do not apply in less than 10 GPA.

Note: Rhone-Poulenc has determined that phytotoxicity from solubilized copper may occur if products containing copper are tank-mixed with ALIETTE® WDG or if unbuffered ALIETTE® WDG is applied to foliage with copper residues.

Do not tank-mix with copper compounds. When applied prior to or after copper compounds, the pH of ALIETTE® WDG should be raised to 6.0 or above with the addition of an alkaline buffer such as Potassium Carbonate (3 lbs Potassium Carbonate to 5 lbs ALIETTE® WDG) or DiAmmonium Phosphate (5 lbs DiAmmonium Phosphate to 5 lbs ALIETTE® WDG).

Adjuvants which enhance pesticide penetration may cause phytotoxicity when mixed with ALIETTE® WDG.

Mixing ALIETTE® WDG with surfactants or foliar fertilizers is not recommended. Crop sensitivity to a particular combination should be determined by spraying a few plants. Evaluate 3-7 days later for adverse effects.



14219

***CUCURBIT CROP GROUPING**

When applied in conjunction with good cultural management practices ALIETTE® WDG will provide effective control of Downy Mildew (*Pseudoperonospora cubensis*) and Phytophthora Root and Fruit Rot (*Phytophthora* spp.).

DISEASE	APPLICATION METHOD	RATE lbs product	APPLICATION PROGRAM
Downy Mildew (<i>Pseudoperonospora cubensis</i>) Phytophthora Root and Fruit Rot (<i>Phytophthora</i> spp.)	Foliar	2.0-5.0/Acre	Begin applications when conditions favor disease development (e.g., high moisture and moderate temperatures). Continue on a 7-14 day interval. Use a sufficient volume of water for good coverage. The lower rates of ALIETTE® WDG (2.0-3.0 lbs/Acre) can be used when tank mixed with another fungicide (other than copper) labeled for downy mildew control. When used alone, apply ALIETTE® WDG at 3.0-5.0 lbs/Acre. With moderate to high disease pressure the higher rates of ALIETTE® WDG and a shorter spray interval should be used. (Check with your Cooperative Extension Service if you are unsure about whether these conditions exist)

*Cucurbit Crop Grouping: Chinese Waxgourd, Citron Melon, Cucumber, Gherkin, Gourd (Edible), Momordica spp (Balsam Apple, Balsam Pear, Bitter Melon, Chinese Cucumber), Muskmelon, Pumpkin, Summer and Winter Squash, Watermelon

RESTRICTIONS AND LIMITATIONS:

- Applications can be made on the same day as harvest (PHI = 12 hours).
- Do not exceed seven applications per season.

The use of ALIETTE® WDG on Cucurbits is restricted to protect endangered fresh water mollusks and their habitat. In the following states and counties, the use rate is limited to a maximum of 3.75 lbs product (3 lbs ai) per acre per application:

- AL: Hale, Jackson, Lauderdale, Marshall, Morgan, Washington MN: Chisago, Washington
- AR: Clay, Craighead, Lawrence, Mississippi, St. Francis, MS: Monroe
- IL: Gallatin, Mercer, Whiteside MO: Butler, Cedar, Dunklin, Franklin, Jefferson, Ripley, St. Louis
- IA: Allamakee, Louisa, Muscatine NC: Franklin, Granville, Johnston, Nash, Pitt
- IN: Knox OH: Williams, Washington
- KY: Hart, Logan, Marshall, Warren TN: Blount, Lincoln
- LA: Rapides, St. Helena VA: Botetourt
- MD: Caroline VT: Windsor

Note: Rhone-Poulenc has determined that phytotoxicity from solubilized copper may occur if products containing copper are tank-mixed with ALIETTE® WDG or if unbuffered ALIETTE® WDG is applied to foliage with copper residues.

Do not tank-mix with copper compounds. When applied prior to or after copper compounds, the pH of ALIETTE® WDG should be raised to 6.0 or above with the addition of an alkaline buffer such as Potassium Carbonate (3 lbs Potassium Carbonate to 5 lbs ALIETTE® WDG) or DiAmmonium Phosphate (5 lbs DiAmmonium Phosphate to 5 lbs ALIETTE® WDG).

✓ Adjuvants which enhance pesticide penetration may cause phytotoxicity when mixed with ALIETTE® WDG.

Mixing ALIETTE® WDG with surfactants or foliar fertilizers is not recommended. Crop sensitivity to a particular combination should be determined by spraying a few plants. Evaluate 3-7 days later for adverse effects.

NOTE: Applications of ALIETTE® WDG Fungicide for Downy Mildew or Phytophthora Root and Fruit Rot control will provide moderate suppression of whitefly (*Bemisia* spp.) populations. ALIETTE® WDG Fungicide only suppresses whitefly populations. In most locations where whiteflies are a problem suitable insecticide applications will also be required to minimize damage.

*** LEAFY VEGETABLES (except Brassica vegetables) CROP GROUPING**

ALLETTE® WDG applied in conjunction with good cultural management practices will provide effective control of Downy Mildew (*Bremia lactucae*, *Peronospora* spp.) on leafy vegetables (except brassica vegetables). ALLETTE® WDG effectively controls White Rust (*Albugo occidentalis*) on spinach.

DISEASE	APPLICATION METHOD	RATE lbs product	APPLICATION PROGRAM
Downy Mildew (<i>Bremia lactucae</i> , <i>Peronospora</i> spp.) White Rust (<i>Albugo occidentalis</i>) (Spinach only)	Foliar	2.0-5.0/Acre	Apply ALLETTE® WDG when conditions favor disease development (e.g.: high moisture and moderate temperatures) and continue on a 7-21 day interval. Use a sufficient volume of water for good coverage. The lower rates of ALLETTE® WDG (2.0-3.0 lbs/Acre) can be used when tank mixed with another fungicide (other than copper) labeled for downy mildew control. When used alone, apply ALLETTE® WDG at 3.0-5.0 lbs/Acre. With moderate to heavy disease pressure the higher rates of ALLETTE® WDG and a shorter spray interval should be used. (Check with your Cooperative Extension Service if you are unsure about whether these conditions exist)

*Leafy Vegetable (except Brassica vegetables) Crop Grouping: Amaranth, Arugula (Rocket), Cardoon, Celery, Celery (Chinese), Celtuce, Chervil, Chrysanthemum (Edible Leaved, Garland), Corn Salad, Cress (Garden, Upland), Dandelion, Dock (Sorrel), Endive (Escarole), Fennel (Florence), Lettuce (Head and Leaf), Orach, Parsley, Purslane (Garden, Winter), Radicchio (Red Chicory), Rhubarb, Spinach, Spinach (New Zealand and Vine), Swiss Chard

RESTRICTIONS AND LIMITATIONS:

- Do not apply within three days of harvest (PHI = 3 days).
- Do not exceed seven applications per season.
- Do not apply in less than 10 GPA.

Note: Rhone-Poulenc has determined that phytotoxicity from solubilized copper may occur if products containing copper are tank-mixed with ALLETTE® WDG or if unbuffered ALLETTE® WDG is applied to foliage with copper residues.

Rhone-Poulenc has also determined that speckling can occur when ALLETTE® WDG is applied to lettuce and spinach.

To minimize the chances of speckling and phytotoxicity from solubilized copper do not tank-mix with copper compounds. For all applications the pH of ALLETTE® WDG should be raised to 6.0 or above with the addition of an alkaline buffer such as Potassium Carbonate (3 lbs Potassium Carbonate to 5 lbs ALLETTE® WDG) or DiAmmonium Phosphate (5 lbs DiAmmonium Phosphate to 5 lbs ALLETTE® WDG).

✓ Adjuvants which enhance pesticide penetration may cause phytotoxicity when mixed with ALLETTE® WDG.

Mixing ALLETTE® WDG with surfactants or foliar fertilizers is not recommended. Crop sensitivity to a particular combination should be determined by spraying a few plants. Evaluate 3-7 days later for adverse effects.

ONIONS (DRY BULB):

ALIETTE® WDG will provide effective control of Downy Mildew (*Peronospora destructor*) and suppress Purple Blotch (*Alternaria porri*) on onion when applied in a preventive program in conjunction with good cultural management practices.

DISEASE	APPLICATION METHOD	RATE lbs product	APPLICATION PROGRAM
Downy Mildew (<i>Peronospora destructor</i>)	Foliar	2.0-3.0/Acre	For optimum results, ALIETTE® WDG should be used in a preventive disease control program. Begin applications when conditions favor disease development (e.g. high humidity and cool evening temperatures) and continue on a 7-14 day interval as needed.
Purple Blotch (<i>Alternaria porri</i>)			If disease is already present, ALIETTE® WDG should be applied at the 3.0 lbs/Acre rate and at the seven day time interval. (Check with your Cooperative Extension Service if you are unsure about whether these conditions exist).

RESTRICTIONS AND LIMITATIONS:

- Do not apply within seven days of harvest (PHI = 7 days).
- Do not exceed seven applications per crop season.
- Applications by air should be in a minimum of 10 GPA
- Applications by ground should be in a minimum of 20 GPA.

Note: Rhone-Poulenc has determined that phytotoxicity from solubilized copper may occur if products containing copper are tank-mixed with ALIETTE® WDG or if unbuffered ALIETTE® WDG is applied to foliage with copper residues.

Do not tank-mix with copper compounds. When applied prior to or after copper compounds, the pH of ALIETTE® WDG should be raised to 6.0 or above with the addition of an alkaline buffer such as Potassium Carbonate (3 lbs Potassium Carbonate to 5 lbs ALIETTE® WDG) or DiAmmonium Phosphate (5 lbs DiAmmonium Phosphate to 5 lbs ALIETTE® WDG).

Physical compatibility with ALIETTE® WDG should be checked when mixing with soluble concentrate or "flowable" formulation pesticides such as Bravo® 720 and Rovral® 4F. Add the correct proportions of each product and water into a clear container, thoroughly mix and then let stand for 3-5 minutes. If the mixture remains in suspension or can be remixed readily, the products are considered compatible. Buffering as described in the previous paragraph may increase compatibility.

Adjuvants which enhance pesticide penetration may cause phytotoxicity when mixed with ALIETTE® WDG.

Mixing ALIETTE® WDG with surfactants or foliar fertilizers is not recommended. Crop sensitivity to a particular combination should be determined by spraying a few plants. Evaluate 3-7 days later for adverse effects.

TOMATO

ALIETTE® WDG Fungicide will control damping off caused by *Pythium* spp. and root rots caused by *Phytophthora* spp. when used in conjunction with good cultural management practices.

DISEASE	APPLICATION METHOD	RATE lbs product	APPLICATION PROGRAM
Root Rot (<i>Phytophthora</i> spp.) Damping Off (<i>Pythium</i> spp.)	Foliar	2.5-5.0/Acre	Apply at the 2-4 leaf stage of growth for direct seeded tomatoes or immediately after transplanting to the field. Continue applications on a 7-14 day interval if conditions are favorable for disease development. Apply in a sufficient volume of water to wet the entire plant canopy. With moderate disease pressure the higher rate (4.0 to 5.0 lbs/Acre) and shorter spray interval should be used.

RESTRICTIONS AND LIMITATIONS:

- Do not apply within 14 days of harvest (PHI = 14 days).
- Do not exceed 20 lbs product per acre per season.
- Do not apply in less than 10 GPA.

The use of ALIETTE® WDG on tomato is restricted to protect endangered fresh water mollusks and their habitat. The following is a list of the counties by state where the use of ALIETTE® WDG on tomato is prohibited:

AL: Jackson, St. Clair	LA: Rapides
CA: Sonoma	MD: Caroline, Queen Anne's, St. Mary's, Talbot
IA: Louisa, Muscatine, Scott	MO: Butler, Jefferson, St. Louis
IL: Mercer, Rock Island, White, Whiteside	NC: Granville, Johnston
IN: Knox	OH: Williams
KY: Campbell, Green, Kenton, Wayne	TN: Cocke, Davidson, Grainger, Gundy, Hamilton, Knox, Meigs, Rhea, Sumner

Note: Rhone-Poulenc has determined that phytotoxicity from solubilized copper may occur if products containing copper are tank-mixed with ALIETTE® WDG or if unbuffered ALIETTE® WDG is applied to foliage with copper residues.

Do not tank-mix with copper compounds. When applied prior to or after copper compounds, the pH of ALIETTE® WDG should be raised to 6.0 or above with the addition of an alkaline buffer such as Potassium Carbonate (3 lbs Potassium Carbonate to 5 lbs ALIETTE® WDG) or DiAmmonium Phosphate (5 lbs DiAmmonium Phosphate to 5 lbs ALIETTE® WDG.)

Adjuvants which enhance pesticide penetration may cause phytotoxicity when mixed with ALIETTE® WDG.

Mixing ALIETTE® WDG with surfactants or foliar fertilizers is not recommended. Crop sensitivity to a particular combination should be determined by spraying a few plants. Evaluate 3-7 days later for adverse effects.

GINSENG

ALIETTE® WDG will provide effective control of *Phytophthora* Foliar and Root Rot (*Phytophthora cactorum*) and suppress *Alternaria* Leaf Blight (*Alternaria panax*) when applied in conjunction with good cultural management practices.

DISEASE	APPLICATION METHOD	RATE lbs product	APPLICATION PROGRAM
Phytophthora Foliar and Root Rot (<i>Phytophthora cactorum</i>)	Foliar	5.0/100 gals	Make the first application as conditions become favorable for disease development in the spring. Continue applications on a seven day interval as long as conditions favor disease development. (Check with your Cooperative Extension Service if you are unsure about whether these conditions exist).
<i>Alternaria</i> Leaf Blight (<i>Alternaria panax</i>) (Suppression only)			

RESTRICTIONS AND LIMITATIONS:

- Do not apply within 31 days of harvest (PHI = 31 days).
- Do not exceed nine applications per season.
- Do not apply in less than 100 GPA.

Note: Rhone-Poulenc has determined that phytotoxicity from solubilized copper may occur if products containing copper are tank-mixed with ALIETTE® WDG or if unbuffered ALIETTE® WDG is applied to foliage with copper residues.

Do not tank-mix with copper compounds. When applied prior to or after copper compounds, the pH of ALIETTE® WDG should be raised to 6.0 or above with the addition of an alkaline buffer such as Potassium Carbonate (3 lbs Potassium Carbonate to 5 lbs ALIETTE® WDG) or DiAmmonium Phosphate (5 lbs DiAmmonium Phosphate to 5 lbs ALIETTE® WDG).

Adjuvants which enhance pesticide penetration may cause phytotoxicity when mixed with ALIETTE® WDG.

Mixing ALIETTE® WDG with surfactants or foliar fertilizers is not recommended. Crop sensitivity to a particular combination should be determined by spraying a few plants. Evaluate 3-7 days later for adverse effects.

HOPS*

When used in conjunction with good cultural management practices, ALIETTE® WDG is effective in controlling Hop Downy Mildew (*Pseudoperonospora humuli*).

DISEASE	APPLICATION METHOD	RATE lbs product	APPLICATION PROGRAM
Hop Downy Mildew (<i>Pseudoperonospora humuli</i>)	Foliar	2.5/Acre	Apply ALIETTE® WDG as a directed foliar spray using ground equipment only. When conditions are favorable for disease development (warm and humid) applications should be made as follows: (1) when shoots are 6-12 inches high; (2) after training when vines are 5-6 feet tall; (3) approximately three weeks after the second application; and (4) during bloom. Use sufficient volume of water to insure complete coverage of foliage.

RESTRICTIONS AND LIMITATIONS:

- * Not currently registered for use in California.
- Do not apply within 24 days of harvest (PHI = 24 days).
- Do not apply more than 10 lbs/Acre per growing season.
- Do not feed hop refuse to animals.

Note: Rhone-Poulenc has determined that phytotoxicity from solubilized copper may occur if products containing copper are tank-mixed with ALIETTE® WDG or if unbuffered ALIETTE® WDG is applied to foliage with copper residues.

Do not tank-mix with copper compounds. When applied prior to or after copper compounds, the pH of ALIETTE® WDG should be raised to 6.0 or above with the addition of an alkaline buffer such as Potassium Carbonate (3 lbs Potassium Carbonate to 5 lbs ALIETTE® WDG) or DiAmmonium Phosphate (5 lbs DiAmmonium Phosphate to 5 lbs ALIETTE® WDG).

Adjuvants which enhance pesticide penetration may cause phytotoxicity when mixed with ALIETTE® WDG.

Mixing ALIETTE® WDG with surfactants or foliar fertilizers is not recommended. Crop sensitivity to a particular combination should be determined by spraying a small area of foliage. Evaluate 3-7 days later for adverse effects.

PINEAPPLE:

When used in conjunction with good cultural management practices, ALIETTE® WDG is effective in controlling Heart Rot (*Phytophthora parasitica*).

DISEASE	APPLICATION METHOD	RATE lbs product	APPLICATION PROGRAM
Heart Rot (<i>Phytophthora parasitica</i>)	Dip	2.5/100 gals	Apply as a pre-plant dip immediately prior to planting. (100 gallons is intended to treat the number of slips required to plant one acre.)
	Foliar	3.75/100 gals	Apply ALIETTE® WDG to established plants when environmental conditions conducive to disease development (e.g. excessive rainfall) occur or are anticipated and continue applications at three month intervals. Apply in sufficient water for thorough coverage.

RESTRICTIONS AND LIMITATIONS:

- Do not apply within three months of harvest (PHI = 3 months).
- Do not exceed six foliar applications.
- For foliar applications do not exceed 400 GPA.

Note: Rhone-Poulenc has determined that phytotoxicity from solubilized copper may occur if products containing copper are tank-mixed with ALIETTE® WDG or if unbuffered ALIETTE® WDG is applied to foliage with copper residues.

Do not tank-mix with copper compounds. When applied prior to or after copper compounds, the pH of ALIETTE® WDG should be raised to 6.0 or above with the addition of an alkaline buffer such as Potassium Carbonate (3 lbs Potassium Carbonate to 5 lbs ALIETTE® WDG) or DiAmmonium Phosphate (5 lbs DiAmmonium Phosphate to 5 lbs ALIETTE® WDG).

Adjuvants which enhance pesticide penetration may cause phytotoxicity when mixed with ALIETTE® WDG.

Mixing ALIETTE® WDG with surfactants or foliar fertilizers is not recommended. Crop sensitivity to a particular combination should be determined by spraying a few plants. Evaluate 3-7 days later for adverse effects.

190419

LIMITED WARRANTY AND DISCLAIMER

The manufacturer warrants (a) that this product conforms to the chemical description on the label; (b) that this product is reasonably fit for the purposes set forth in the directions for use when it is used in accordance with such directions; and (c) that the directions, warning and other statements on this label are based upon responsible experts' evaluation of reasonable tests of effectiveness, of toxicity to laboratory animals and to plants, and of residues on food crops and upon reports of field experience. Tests have not been made on all varieties or in all states or under all conditions. THE MANUFACTURER NEITHER MAKES NOR INTENDS, NOR DOES IT AUTHORIZE ANY AGENT OR REPRESENTATIVE TO MAKE ANY OTHER WARRANTIES, EXPRESS OR IMPLIED, AND IT EXPRESSLY EXCLUDES AND DISCLAIMS ALL IMPLIED WARRANTIES OF MERCHANTABILITY OR FITNESS FOR A PARTICULAR PURPOSE.

THIS WARRANTY DOES NOT EXTEND TO, AND THE BUYER SHALL BE SOLELY RESPONSIBLE FOR, ANY AND ALL LOSS OR DAMAGE WHICH RESULTS FROM THE USE OF THIS PRODUCT IN ANY MANNER WHICH IS INCONSISTENT WITH THE LABEL DIRECTIONS, WARNINGS OR CAUTIONS.

BUYER'S EXCLUSIVE REMEDY AND MANUFACTURER'S OR SELLER'S EXCLUSIVE LIABILITY FOR ANY AND ALL CLAIMS, LOSSES, DAMAGES, OR INJURIES RESULTING FROM THE USE OR HANDLING OF THIS PRODUCT, WHETHER OR NOT BASED IN CONTRACT, NEGLIGENCE, STRICT LIABILITY IN TORT OR OTHERWISE SHALL BE LIMITED, AT THE MANUFACTURER'S OPTION, TO REPLACEMENT OF OR THE REPAYMENT OF THE PURCHASE PRICE FOR, THE QUANTITY OF PRODUCT WITH RESPECT TO WHICH DAMAGES ARE CLAIMED. IN NO EVENT SHALL MANUFACTURER OR SELLER BE LIABLE FOR SPECIAL, INDIRECT OR CONSEQUENTIAL DAMAGES RESULTING FROM THE USE OR HANDLING OF THIS PRODUCT.

NOTICE TO BUYER

Purchase of this material does not confer any rights under patents governing this product or the use thereof in countries outside of the United States.

Rhône-Poulenc Ag Company
P.O. Box 12014, 2 T.W. Alexander Drive
Research Triangle Park, North Carolina 27709
ALLETTE is a registered trademark of Rhône-Poulenc.
ALLETTE® Fungicide (MASTER) Approved 9/27/96, Notification 12/16/96.