

PM 22 264-516

10/17

Please read instructions on reverse before completing form. Form Approved. OMB No. 2070-0060. Approval expires 05-31-98.



United States Environmental Protection Agency Washington, DC 20460

Registration
<input checked="" type="checkbox"/> Amendment
<input type="checkbox"/> Other

OPP Identifier Number
251346

### Application for Pesticide - Section I

1. Company/Product Number 264-516	2. EPA Product Manager Theresa Stowe	3. Proposed Classification <input type="checkbox"/> None <input type="checkbox"/> Restricted
4. Company/Product (Name) ALLETTE WSP Fungicide	PM# 22	
5. Name and Address of Applicant (Include ZIP Code) Rhône-Poulenc Ag Company 2 T.W. Alexander Dr., P.O. Box 12014 Research Triangle Park, NC 27545 <input type="checkbox"/> Check if this is a new address	6. Expedited Review. In accordance with FIFRA Section 3(c)(3) (b)(ii), my product is similar or identical in composition and labeling to: EPA Reg. No. _____ Product Name _____	

### Section - II

<input type="checkbox"/> Amendment - Explain below.	<input type="checkbox"/> Final printed labels in response to Agency letter dated _____
<input type="checkbox"/> Resubmission in response to Agency letter dated _____	<input type="checkbox"/> "Me Too" Application.
<input checked="" type="checkbox"/> Notification - Explain below.	<input type="checkbox"/> Other - Explain below.

**Explanation:** Use additional page(s) if necessary. (For section I and Section II.)

Notification per PR Notice 95-2 of labeling changes resulting from the reduction in size of the water soluble bags from 2.5 to 1 pound.

SEE ATTACHMENT FOR CERTIFICATION STATEMENT

### Section - III

1. Material This Product Will Be Packaged In:		2. Type of Container	
Child-Resistant Packaging <input checked="" type="checkbox"/> Yes <input checked="" type="checkbox"/> No	Unit Packaging <input type="checkbox"/> Yes <input checked="" type="checkbox"/> No	Water Soluble Packaging <input checked="" type="checkbox"/> Yes <input type="checkbox"/> No	Metal Plastic Glass Paper <input checked="" type="checkbox"/> Other (Specify)
* Certification must be submitted	If "Yes" Unit Packaging wgt. _____ No. per container _____	If "Yes" Package wgt. _____ No. per container _____	per box
3. Location of Net Contents Information <input checked="" type="checkbox"/> Label placed on <input type="checkbox"/> Container	4. Size(s) Retail Container 6 x (5 x 1 lb WSP bags)	5. Location of Label Directions <input checked="" type="checkbox"/> On Label <input type="checkbox"/> On Labeling accompanying product	
6. Manner in Which Label is Affixed to Product <input type="checkbox"/> Lithograph <input type="checkbox"/> Paper glued <input type="checkbox"/> Stenciled		<input checked="" type="checkbox"/> Other <u>Sticker Label</u>	

### Section - IV

1. Contact Point (Complete items directly below for identification of individual to be contacted, if necessary, to process this application.)		
Name Danielle A. Larochelle	Title Associate Registration Manager	Telephone No. (Include Area Code) 919/549-2718
2. Signature 		6. Date Application Received (Stamped)
3. Title Associate Registration Manager		
4. Typed Name Danielle A. Larochelle		
5. Date January 30, 1996		

2017

# ALIETTE® WSP Fungicide

## IN WATER SOLUBLE PACKAGING

ACTIVE INGREDIENT: Aluminum tris (O-ethyl phosphonate) ..... 80.0%  
INERT INGREDIENTS: ..... 20.0%

EPA Reg. No. 264-516

EPA Est. No. 33967-NJ-1 or 65387-AR-002

## KEEP OUT OF REACH OF CHILDREN CAUTION

For MEDICAL And TRANSPORTATION Emergencies ONLY Call 24 Hours A Day 1-800-334-7577.  
For PRODUCT USE Information Call 1-800-334-9745.

### STATEMENT OF PRACTICAL TREATMENT

- IF IN EYES:** Hold eyelids open and flush with a steady, gentle stream of water for 15 minutes. Get medical attention if irritation persists.
- IF ON SKIN:** Wash with plenty of soap and water. Get medical attention if irritation persists.
- IF SWALLOWED:** Call a physician or Poison Control Center. Drink one or two glasses of water and induce vomiting by touching back of throat with finger. Do not induce vomiting or give anything by mouth to an unconscious person.

### PRECAUTIONARY STATEMENTS

#### CAUTION

#### HAZARDS TO HUMANS AND DOMESTIC ANIMALS

Harmful if swallowed or absorbed through the skin or inhaled. Causes moderate eye injury. Avoid contact with skin, eyes or clothing.

#### PERSONAL PROTECTIVE EQUIPMENT (PPE)

Applicators and other handlers must wear long-sleeved shirt and long pants, waterproof gloves, shoes plus socks, and protective eyewear.

Follow manufacturer's instructions for cleaning/maintaining personal protective equipment (PPE). If no such instructions for washables, use detergent and hot water. Keep and wash PPE separately from other laundry.

When handlers use closed systems, enclosed cabs, or aircraft in a manner that meets the requirements listed in the Worker Protection Standard (WPS) for agricultural pesticides [40 CFR 170.240 (d) (4-6)], the handler PPE requirements may be reduced or modified as specified in the WPS.

### User Safety Recommendations

Users should:

- Wash hands before eating, drinking, chewing gum, using tobacco or using the toilet.
- Remove PPE clothing immediately if pesticide gets inside. Then wash thoroughly and put on clean clothing.

### ENVIRONMENTAL HAZARDS

This product is toxic to aquatic and estuarine invertebrates. Drift and runoff may be hazardous to aquatic and estuarine organisms in neighboring areas. Do not apply directly to water, to areas where surface water is present or to intertidal areas below the mean high water mark. Do not contaminate water when disposing of equipment washwaters.

### DIRECTIONS FOR USE

It is a violation of Federal law to use this product in a manner inconsistent with its labeling.  
Read entire label before using this product.

Do not apply this product in a way that will contact workers or other persons, either directly or through drift. Only protected handlers may be in the area during application. For any requirements specific to your State or Tribe, consult the agency responsible for pesticide regulation.

### AGRICULTURAL USE REQUIREMENTS

Use this product only in accordance with its labeling and with the Worker Protection Standard, 40 CFR part 170. This Standard contains requirements for the protection of agricultural workers on farms, forests, nurseries, and greenhouses, and handlers of agricultural pesticides. It contains requirements for training, decontamination, notification, and emergency assistance. It also contains specific instructions and exceptions pertaining to the statements on this label about personal protective equipment (PPE) and restricted-entry interval. The requirements in this box only apply to uses of this product that are covered by the Worker Protection Standard.

Do not enter or allow worker entry into treated areas during the restricted entry interval of 12 hours.

PPE required for early entry to treated areas that is permitted under the Worker Protection Standard and that involves contact with anything that has been treated, such as plants, soil, or water, is: coveralls, waterproof gloves, shoes plus socks, and protective eyewear.

3047

## STORAGE AND DISPOSAL

Do not contaminate water, food or feed by storage or disposal.

### PESTICIDE DISPOSAL:

Pesticide wastes are acutely hazardous. Improper disposal of excess pesticide, spray mixture, or rinsate is a violation of Federal Law. If these wastes cannot be disposed of by use according to label instructions, contact your State Pesticide or Environmental Control Agency, or the Hazardous Waste representative at the nearest EPA Regional Office for guidance.

### CONTAINER DISPOSAL:

Do not reuse outer bag. Dispose of outer bag in a sanitary landfill or by incineration, or if allowed by State and local authorities, burning. If burned, stay out of the smoke

## DIRECTIONS THROUGH SPRINKLER IRRIGATION SYSTEMS

Use of ALIETTE® WSP Fungicide through chemigation is not allowed in California except for citrus.

Apply this product only through sprinkler irrigation systems including microjet, drip, solid set and center pivot. Do not apply this product through any other type of irrigation system.

**SPRAY PREPARATION:** Remove scale, pesticide residues, and other foreign matter from the chemical tank and entire injector system. Flush with clean water.

**APPLICATION INSTRUCTIONS:** First prepare a suspension of ALIETTE® WSP Fungicide in a mix tank. Fill tank with 1/2 to 3/4 the desired amount of water. Start mechanical or hydraulic agitation. Add the required amount of unopened ALIETTE® WSP Fungicide packets. Agitate to insure thorough mixing until packets and product are completely dispersed. Then add the remaining volume of water. Set the sprinkler to deliver 0.1 to 0.3 inch of water per acre. Start sprinkler and uniformly inject the suspension of ALIETTE® WSP Fungicide into the irrigation water line so as to deliver the desired rate per acre. The suspension of ALIETTE® WSP Fungicide should be injected with a positive displacement pump into the main line ahead of a right angle turn to insure adequate mixing. If you should have any other questions about calibration, you should contact State Extension Service specialists, equipment manufacturers or other experts.

**NOTE:** For Microjet and Drip Irrigation Systems: When treatment with ALIETTE® WSP has been completed, further field irrigation over the treated area should be avoided for 24 to 48 hours.

For Solid Set and Center Pivot Irrigation Systems: When treatment with ALIETTE® WSP has been completed, further field irrigation over the treated area should be avoided until foliage is dry to prevent washing the chemical off the crop.

### GENERAL PRECAUTIONS FOR APPLICATIONS THROUGH SPRINKLER IRRIGATION SYSTEMS

Maintain continuous agitation in mix tank during mixing and application to assure a uniform suspension.

The system must contain a functional check valve, vacuum relief valve, and low pressure drain appropriately located on the irrigation pipeline to prevent water source contamination from backflow. The pesticide injection pipeline must contain a functional, automatic, quick-closing check valve to prevent the flow of fluid back toward the injection pump. The pesticide injection pipeline must also contain a functional, normally closed solenoid-operated valve located on the intake side of the injection pump and connected to the system interlock to prevent fluid from being withdrawn from the supply tank when the irrigation system is either automatically or manually shutdown. The system must contain functional interlocking controls to automatically shut off the pesticide injection pump when the water pump motor stops. The irrigation line or water pump must include a functional pressure switch which will stop the water pump motor when the water pressure decreases to the point where pesticide distribution is adversely affected. Systems must use a metering pump, such as a positive displacement injection pump (e. g., diaphragm pump) effectively designed and constructed of materials that are compatible with pesticides and capable of being fitted with a system interlock.

Do not apply when wind speed favors drift, when system connection or fittings leak, when nozzles do not provide uniform distribution or when lines containing the product must be dismantled and drained.

Crop injury, lack of effectiveness, or illegal pesticide residues in the crop may result from non uniform distribution of treated water.

Allow sufficient time for pesticide to be flushed through all lines and all nozzles before turning off irrigation water. A person knowledgeable of the chemigation system and responsible for its operation shall shut the system down and make necessary adjustments should the need arise.

Do not connect an irrigation system (including greenhouse systems) used for pesticide application to a public water system unless the label-prescribed safety devices for public water supplies are in place.

### GENERAL APPLICATION INSTRUCTIONS FOR FOLIAR APPLICATIONS

ALIETTE® WSP Fungicide is an effective systemic product for control of various diseases when used according to the label directions.

### MIXING INSTRUCTIONS

1. Fill the spray tank with 1/4 - 1/2 of the required volume of water prior to the addition of ALIETTE® WSP Fungicide.
2. Add the unopened ALIETTE® WSP Fungicide packets to the tank and agitate by hydraulic or mechanical means for a minimum of two minutes or until the packets and the product are completely dispersed.
3. Continue to fill the tank with water to the desired volume while agitating.
4. Continue agitation when applying.





**BEARING AVOCADOS:**

Apply ALIETTE® WSP using ground equipment in accordance with the directions in the following table:

DISEASE	APPLICATION METHOD	RATE lbs. product	PACKETS number	APPLICATION PROGRAM
Phytophthora Root Rot  ( <i>Phytophthora cinnamomi</i> )	Foliar	5.0 / Acre	5	Spray to wet beginning at the start of the growing season and repeat application every 60 days.
		1.0 / 100 gal	1	Spray to run-off. Based on volumetric concentrations using 500 gallons per acre as "dilute" gallonage. Do not exceed 20 lbs product/acre per year. Do not exceed 4 applications per year. <b>DO NOT EXCEED 500 GALLONS PER ACRE</b>

Do not allow livestock to graze on the floor of treated avocado groves.

Do not cut cover crops for feed.

**Note:** In order to apply the correct amount of product to your groves you must know the number of gallons of water needed to spray one acre of trees to the point of drip. If you do not know this gallonage you should conduct a test to determine it. If you do not know how to conduct such a test with your equipment, you should seek assistance from your equipment dealer.

**BRASSICA CROP GROUPING:**

**Broccoli, Brussel Sprouts, Cabbage, Chinese Broccoli, Bok Choy, Napa Cabbage, Chinese Mustard, Cauliflower, Collards, Kale, Kohlrabi, Mustard Greens, Rape Greens.**

ALIETTE® WSP applied as a foliar spray in conjunction with good cultural management practices will provide effective control of Downy Mildew caused by *Peronospora parasitica*.

DISEASE	APPLICATION METHOD	RATE lbs. product	PACKETS number	APPLICATION PROGRAM
Downy Mildew	Foliar Spray	2.0 - 5.0 / Acre	2-5	Apply ALIETTE® WSP as a foliar spray when conditions favor disease development (i.e., high moisture and moderate temperatures) and continue on a 7-21 day interval. Use a sufficient volume of water for good coverage, but do not apply in less than 15 GPA. The lower rates of ALIETTE® WSP (2.0-3.0 lbs.) can be used when tank mixed with another fungicide labeled for downy mildew control. Do not tank mix with copper fungicides. When used alone, apply ALIETTE® WSP at 3.0-5.0 lbs. With moderate disease pressure (curative treatment) the higher rates of ALIETTE® WSP and a shorter spray interval should be used. A maximum of 7 foliar sprays can be used per season with a three day preharvest interval (PHI).

**CANEBERRIES:**

When used in conjunction with good cultural management practices, ALIETTE® WSP is effective in controlling *Phytophthora root rot* (*Phytophthora spp.*) of caneberreries. In new plantings, ALIETTE® WSP foliar applications should begin when plants produce 1-3 inches of new growth. Applications in established plantings should begin when conditions favor disease development (i.e., high soil moisture and cool temperatures).

ALIETTE® WSP should be applied to caneberreries in accordance with the table below:

DISEASE	APPLICATION METHOD	RATE lbs product	PACKETS number	APPLICATION PROGRAM
Phytophthora Root Rot	Foliar	5.0 / Acre	5	<p>Apply ALIETTE® WSP in sufficient water to thoroughly wet the foliage.</p> <p><b>WEST OF THE ROCKY MOUNTAINS</b>  <b>Fall Application:</b> Apply when conditions favor disease development and then repeat, if necessary, in 3-4 weeks.</p> <p><b>Spring Application:</b> Apply the first spray after bud break (1-3 inches new growth) and a second spray 3-4 weeks later.</p> <p><b>EAST OF THE ROCKY MOUNTAINS</b>            Begin foliar sprays in the spring after bud break (1-3 inches new growth) and continue spraying on a 45-60 day schedule, up to a maximum of four (4) sprays during the growing season.</p>

Under severe disease pressure four (4) applications per year should be used. The last fall application should be applied at least 30 days prior to leaf drop. Do not mix ALIETTE® WSP with surfactants or foliar fertilizers. Do not apply ALIETTE® WSP within 60 days of harvest.

**CITRUS BEARING:**

ALIETTE® WSP applied in conjunction with good cultural management practices will provide effective control of *Phytophthora* foot rot, gummosis, root rot and fruit brown rot caused by *Phytophthora spp.* Applications of ALIETTE® WSP should begin when conditions favor disease development.

ALIETTE® WSP should be applied on citrus in accordance with the table below:

DISEASE	APPLICATION METHOD	RATE lbs product	PACKETS number	APPLICATION PROGRAM
Phytophthora Foot & Root Rot	Foliar	5.0 / Acre	5	Apply as a foliar spray to wet when conditions favor disease development (i.e., Feb.-April, May-June, Sept-Oct.)
Brown Rot	Foliar	5.0 / Acre	5	Apply as a foliar spray to wet when conditions favor disease development (i.e., November-March)
Phytophthora Foot Rot or Gummosis	Trunk Spray or Paint	5.0-10.0* / 10 gal.	5-10	<p>Mix the desired amount of ALIETTE® WSP with 10 gallons of water and apply to the trunk lesion in a sufficient volume to thoroughly wet the entire lesion.</p> <p>If no lesion is present, the application should be made from the soil line up the trunk approximately 2 feet.</p> <p>*Under severe disease conditions (i.e., trunk lesions) the higher rate should be used.</p>

ALIETTE® WSP Fungicide may be applied up to four (4) times per season. Any combination of the above methods of application can be used, however, **do not exceed a total of four (4) applications or 20 lbs/Acre per year.** Do not apply ALIETTE® WSP within 30 days of harvest.

When applied prior to, with, or after COPPER fungicides, the pH of ALIETTE® WSP tank mix should be raised to 6.0 or above with the addition of an alkaline buffer such as Potassium Carbonate (3 lbs. Potassium Carbonate per 5 lbs. ALIETTE® WSP) or hydrated lime (1.25 lbs. per 5 lbs. ALIETTE® WSP) to avoid phytotoxicity from solubilized copper. Only insoluble copper products can be used with ALIETTE® WSP.

Do not graze livestock in treated citrus groves. Do not feed forage from treated groves.

**NON-BEARING CITRUS:**

(Trees that will not produce marketable fruit for 12 months after the last application)


ALIETTE® WSP applied in conjunction with good cultural management practices will provide effective control of Phytophthora foot rot, gummosis and root rot caused by *Phytophthora spp.*

ALIETTE® WSP should be applied to non-bearing citrus in accordance with the table below:

DISEASE	APPLICATION METHOD	RATE lbs. product	PACKETS number	APPLICATION PROGRAM
Phytophthora Foot & Root Rot	Foliar	5.0/ 100 gal.	5	Apply as a foliar spray to wet when conditions favor disease development (i.e. March-April, May-June, Sept.-Oct.)
	Trunk Spray or Paint	5.0-10.0*/ 10 gal.	5-10	Mix the desired amount of ALIETTE® WSP with 10 gallons of water and apply to the trunk lesion in a sufficient volume to thoroughly wet the entire lesion.  If no lesion is present, the application should be made from the soil line up the trunk approximately two (2) feet.  *Under severe disease conditions (i.e. Trunk lesions) the higher rate should be used.  Nursery tree resets and new plantings should be treated at the time of planting.

Ground application should not exceed 100 gallons per acre per application. ALIETTE® WSP Fungicide may be applied up to four (4) times per year. Any combination of the above mentioned methods of application can be used, however, **do not exceed a total of four (4) applications or 20 lbs/Acre per year.**

Do not graze livestock in treated citrus groves. Do not feed forage from treated groves.





**CUCURBIT CROP GROUPING:**

Cucumbers, melons, summer and winter squash, watermelons, gourds, gherkins, Chinese waxgourds and Balsam pears.

ALIETTE® WSP applied as a foliar spray in conjunction with good cultural management practices for control of Downy Mildew *Pseudoperonospora cubensis* on cucurbits.

DISEASE	APPLICATION METHOD	RATE lbs. product	PACKETS number	APPLICATION PROGRAM
Downy Mildew	Foliar Spray	2.0 - 5.0 / Acre	2-5	<p>Apply ALIETTE® WSP as a foliar spray when conditions favor disease development (i.e.: high moisture and moderate temperatures) and continue on a 7 - 14 day interval. Use a sufficient volume of water for good coverage.</p> <p>The lower rates of ALIETTE® WSP (2.0 - 3.0 lbs) can be used when tank mixed with another fungicide labeled for downy mildew control. When used alone, apply ALIETTE at 3.0-5.0 lbs.</p> <p>With moderate disease pressure (curative treatment) the higher rates of ALIETTE® WSP and a shorter spray interval should be used.</p> <p>Applications can be made up to and including the day of harvest, (0 day pre-harvest interval). Do not exceed a maximum of 7 foliar applications per season. Do not tank mix with copper fungicides.</p>

**ENDANGERED SPECIES RESTRICTIONS**

The use of ALIETTE® WSP on Cucurbits is restricted to protect endangered fresh water mollusks and their habitat. In the following states and counties, the use rate is limited to a maximum of 3.75 pounds product (3 lbs. ai.) per acre per application:

- AL: Hale, Jackson, Lauderdale, Marshall, Morgan, Washington
- AR: Clay, Craighead, Lawrence, Mississippi, St. Francis, Saline, Sharp, White, Woodruff
- IL: Gallatin, Mercer, Whiteside
- IA: Allamakee, Louisa, Muscatine
- IN: Knox
- KY: Hart, Logan, Marshall, Warren
- LA: Rapides, St. Helena
- MD: Caroline
- MN: Chisago, Washington
- MS: Monroe
- MO: Butler, Cedar, Dunklin, Franklin, Jefferson, Ripley, St. Louis
- NC: Franklin, Granville, Johnston, Nash, Pitt
- OH: Williams, Washington
- TN: Blount, Lincoln
- VA: Botetourt
- VT: Windsor

GINSENG

DISEASE	RATE lbs. product	PACKETS number	APPLICATION PROGRAM
Phytophthora foliar and root rot ( <i>Phytophthora cactorum</i> )	5.0 / 100 gal.	5	Make the first application of ALIETTE® WSP as conditions become favorable for disease development in the spring. Continue applications on a seven (7) day interval as long as conditions favor disease development. Do not exceed more than nine (9) applications of ALIETTE® WSP per season or apply within 31 days of harvest. Mix in a minimum of 100 gallons of water per acre.

HOPS\*:

When used in conjunction with good cultural management practices, ALIETTE® WSP is effective in controlling Hop Downy Mildew (*Pseudoperonospora humuli*).


ALIETTE® WSP should be applied to hops in accordance with the table below:

DISEASE	APPLICATION METHOD	RATE lbs product	PACKETS number	APPLICATION PROGRAM
Hop Downy Mildew ( <i>Pseudoperonospora humuli</i> )	Foliar	5.0 / 2 Acres	5	Apply ALIETTE® WSP as a directed foliar spray using ground equipment only. When conditions are favorable for disease development (warm and humid) applications should be made as follows: (1) when shoots are 6-12 inches high; (2) after training when vines are 5-6 feet tall; (3) approximately three weeks after the second application; and (4) during bloom. Use a sufficient volume of water to insure complete coverage of foliage. <b>Do not apply more than 10 lbs/Acre per growing season.</b> Do not tank mix with copper fungicides. Do not apply within 24 days of harvest (PHI). <b>Do not feed hop refuse to animals.</b>

Do not mix ALIETTE® WSP with adjuvants or foliar fertilizers.

Products containing copper must not be tank-mixed with ALIETTE® WSP. For all applications the pH of ALIETTE® WSP should be raised to 6.0 or above with the addition of an alkaline buffer such as Potassium Carbonate (3 lbs Potassium Carbonate per 5 lbs ALIETTE® WSP) or DiAmmonium Phosphate (5 lbs DiAmmonium Phosphate to 5 lbs ALIETTE® WSP).

Not Currently Registered in California



**LEAFY VEGETABLES (except brassica vegetables) GROUP:**

ALIETTE® WSP applied as a foliar spray in conjunction with good cultural management practices will provide effective control of Downy Mildew (*Bremia lactucae*, *Peronospora spp.*) on leafy vegetables (except brassica vegetables).

DISEASE	APPLICATION METHOD	RATE lbs product	PACKETS number	APPLICATION PROGRAM
Downy Mildew	Foliar Spray	2.0-5.0 / Acre	2-5	<p>Apply ALIETTE® WSP as a foliar spray when conditions favor disease development (i.e.: high moisture and moderate temperatures) and continue on a 7-21 day interval. Use a sufficient volume of water for good coverage.</p> <p>The lower rates of ALIETTE® WSP (2.0- 3.0 lbs) can be used when tank mixed with another fungicide labeled on these crops for downy mildew control. Do not tank mix with copper fungicides. When used alone, apply ALIETTE® WSP at 3.0-5.0 lbs.</p> <p>With moderate disease pressure (curative treatment) the higher rates of ALIETTE® WSP and a shorter spray interval should be used.</p> <p>A maximum of 7 foliar sprays can be used per season with a three day preharvest interval (PHI). Do not apply in less than 15 GPA.</p>

Speckling can occur with ALIETTE® WSP use on Spinach and Lettuce. This tends to occur when periods of long sustained free moisture follow ALIETTE® WSP application. In areas where this may occur, ALIETTE® WSP pH should be adjusted upward to 6.0 or above. The damage is more common on Romaine and leaf lettuce varieties. Upward pH adjustment may be accomplished with alkaline buffers such as lime (1.25 lbs lime / 5.0 lbs ALIETTE® WSP ) or Potassium Carbonate (3.0 lbs Potassium Carbonate / 5 lbs ALIETTE® WSP ).

**ONIONS (DRY BULB):**

ALIETTE® WSP will provide effective control of Downy Mildew on onions caused by *Peronospora destructor* when applied as a foliar spray in a preventive program used in conjunction with good cultural management practices.

DISEASE	APPLICATION METHOD	RATE lbs product	PACKETS number	APPLICATION PROGRAM
Downy Mildew	Foliar Spray	2.0 - 3.0 / Acre	2-3	<p>For optimum results, ALIETTE® WSP should be used as a foliar spray in a preventive disease control program. Begin applications when conditions (high humidity and cool evening temperatures) favor disease development and continue on a 7 - 14 day interval as needed. A maximum of 7 foliar sprays can be used per crop season with a 7 day preharvest interval (PHI).</p> <p>If disease is already present, ALIETTE® WSP should be applied at the 3.0 lb. rate and at the shortest (7 day) time interval labeled until conditions are not favorable for infection.</p> <p>When applying ALIETTE® WSP by air, use a minimum of 10 gallons per acre. Applications by ground should be in a minimum of 20 gallons per acre.</p>

ALIETTE® WSP can be tank mixed with other foliar applied fungicides and insecticides registered for use on onions except copper materials. Physical compatibility with ALIETTE® WSP should be checked when mixing with soluble concentrate, or "flowable " formulation pesticides such as Bravo 720 and Rovral® 4F. Add the correct proportions of each product and water into a clear container, thoroughly mix and then let stand for 3-5 minutes. If the mixture remains in suspension or can be remixed readily, the products are considered compatible. Do not tank mix ALIETTE® WSP with acid type compatibility adjuvants.

**PINEAPPLE:**

When used in conjunction with good cultural management practices, ALIETTE® WSP is effective in controlling Heart Rot (*Phytophthora parasitica*) on pineapples. The dip treatment is critical to ensure early protection from *Phytophthora* for good stands. Foliar sprays should be applied to established plants, when aggravating environmental conditions (i.e. excessive rainfall) occur or are anticipated.

ALIETTE® WSP should be applied on pineapples in accordance with the table below:

DISEASE	APPLICATION METHOD	RATE lbs product	PACKETS number	APPLICATION PROGRAM
Heart Rot ( <i>Phytophthora parasitica</i> )	Dip	3.0* / 120 gal	3	Apply as a pre-plant dip immediately prior to planting.
	Foliar	4.0** / 107 gal	4	A maximum of 6 sprays may be applied at 3 month intervals. Do not apply within 3 months of harvest.

\*100 gallons is intended to treat the number of slips required to plant one acre.

\*\*Apply in sufficient water for thorough coverage. Do not exceed 400 gallons per acre.

**NON-BEARING POME FRUIT such as Apples and Pears**

(Trees that will not produce marketable fruit for 12 months after the last ALIETTE® WSP application.)

ALIETTE® WSP applied in conjunction with good cultural management practices will provide effective control of collar and root rot caused by *Phytophthora spp.*

ALIETTE® WSP should be applied to nursery and field grown non-bearing pome trees in accordance with the table below.

DISEASE	APPLICATION METHOD	RATE lbs product	PACKETS number	APPLICATION PROGRAM
Phytophthora Collar and Root Rot	Foliar	5.0-10.0* / 200 gal	5-10	Apply as a foliar spray programs of ALIETTE® WSP on a 30-60 day interval when conditions favor disease development. Thorough coverage is required. Do not apply more than 5.0 lbs of ALIETTE® WSP per acre per application. Do not exceed 20 lbs of ALIETTE® WSP per acre per season. Nursery tree resets and new plantings should be treated after leaf emergence.

\* Under moderate disease pressure apply ALIETTE® WSP, 3 or 4 times at 10.0 lbs/200 gallons on a 60 day spray interval or 6-8 applications at 5.0 lbs/200 gallons on a 30 day interval.

BEARING POME FRUIT (Includes Apples and Pears)

ALIETTE® WSP applied as part of a complete disease control program will provide effective control of collar and root rot caused by *Phytophthora spp.*

ALIETTE® WSP should be applied to bearing pome trees in accordance with the table below.

DISEASE	APPLICATION METHOD	RATE lbs product	PACKETS number	APPLICATION PROGRAM
Phytophthora Collar and Root Rot	Foliar	5.0-10.0* / 2 Acres	5-10	Apply ALIETTE® WSP on a 30-60 day interval when conditions favor disease development.** Thorough coverage is required. Do not apply within 14 days of harvest. Do not apply within 2-3 weeks of leaf senescence. Do not graze livestock on floor of treated orchards.

\*Under moderate disease pressure, apply ALIETTE® WSP 3 or 4 times at 5.0 lbs/Acre on a 60 day spray interval, or 6-8 applications at 5.0 lbs/2 Acres on a 30 day interval.

Do not apply more than 5.0 lbs of ALIETTE® WSP per acre per application. Do not exceed 20 lbs of ALIETTE® WSP per acre per season.


Products containing copper should never be tank-mixed with ALIETTE® WSP. When applied prior to, or after copper fungicides, the pH of ALIETTE® WSP mixture should be raised to 6.0 or above with the addition of an alkaline buffer such as Potassium Carbonate (3 lbs Potassium Carbonate per 5 lbs ALIETTE® WSP) or DiAmmonium Phosphate (5 lbs DiAmmonium Phosphate to 5 lbs ALIETTE® WSP) to avoid phytotoxicity from solubilized copper.

\*\* If you are unsure about whether these conditions exist, check with your Cooperative Extension Service.

ENDANGERED SPECIES RESTRICTIONS

The use of ALIETTE® WSP on Pome Fruit is restricted to protect endangered fresh water mollusks and their habitat. In the following states and counties, the use rate is limited to a maximum of 3.75 pounds product (3 lbs ai) per acre per application:

- IL: Adams, Pike
- MN: Washington, Winowa
- OH: Washington, Wayne
- TN: Cocke
- VA: Botetourt, Wise
- VT: Windsor
- WI: Crawford, Richland, Vernon
- WV: Monroe



**NON-BEARING STONE FRUIT: Apricots, Cherries, Nectarines, Peaches & Plums**


**NON-BEARING ALMONDS (Trees that will not produce marketable fruit for 12 months after the last ALIETTE® WSP application)**

ALIETTE® WSP applied in conjunction with good cultural management practices will provide effective control of collar and root rot caused by *Phytophthora spp.*

ALIETTE® WSP should be applied to nursery and field grown non-bearing stone fruit and non-bearing almonds in accordance with the table below:

DISEASE	APPLICATION METHOD	RATE lbs product	PACKETS number	APPLICATION PROGRAM
Phytophthora Collar and Root Rot	Foliar	5.0 / 100 gal	5	Apply a foliar spray program of ALIETTE® WSP on a 60 day interval when conditions favor disease development. Thorough coverage is required.  Do not apply more than 5.0 lbs of ALIETTE® WSP per acre per application.  Nursery tree resets and new plantings should be treated after leaf emergence.
Almond Pruning wound canker	Paint or Spray	3.0 - 5.0/100 gal	3-5	Apply as a paint or spray to the pruning wound area in a sufficient volume to thoroughly wet the entire wound surface. Under severe disease conditions (i.e. active canker lesion), the higher rate should be used.

Gallage should not exceed 100 gallons per acre per application. ALIETTE® WSP may be applied up to four (4) times per year. Any combination of the above methods of application can be used, but not to exceed a total of four (4) applications or 20 lbs per acre per year.



**STRAWBERRIES**

ALIETTE® WSP Fungicide is effective in controlling Red Stele caused by *Phytophthora fragariae* and leather rot caused by *Phytophthora cactorum* on strawberries when used in conjunction with good cultural management practices.

ALIETTE® WSP should be applied to strawberries as a pre-plant dip and/or as a foliar spray in accordance with the table below:

DISEASE	APPLICATION METHOD	RATE lbs. product	PACKETS number	APPLICATION PROGRAM
Red Stele	Dip	3.0 lbs / 120 gallons	3	Apply as a pre-plant dip to strawberry roots and crowns for 15 - 30 minutes. Plant within 24 hours after dipping. The dip application can be used for both annual and perennial varieties.
	Foliar	5.0 - 10.0 / 2 Acres	5-10	<b>Annual planting:</b> Apply as a foliar spray 14 - 21 days after planting and continue on a 30 - 60 day interval as long as conditions favor disease development. <b>Perennial planting:</b> In the spring, begin foliar applications when the plants start active growth. If disease conditions persist or reoccur, make additional applications on a 30 - 60 day interval.
Leather Rot	Foliar	5.0 - 10.0 / 2 Acres	5-10	Begin foliar application between 10% bloom and early fruit set and continue on a 7 - 14 day interval as long as conditions are favorable for disease development.

When disease pressure is heavy, or when using Red Stele susceptible strawberry varieties, the shorter (30 day) time interval, high rates (8.0 to 10.0 lbs/2 Acres) and maximum number of applications should be used.

Do not apply ALIETTE® WSP Fungicide by fixed wing or rotary aircraft.

Applications can be made on the same day as harvest (PHI =0 day). Do not exceed 30 lbs. product per acre per season.

**ENDANGERED SPECIES RESTRICTIONS**

The use of ALIETTE® WSP on Strawberries is restricted to protect endangered fresh water mollusks and their habitat. In the following states and counties, the use rate is limited to a maximum of 3.75 pounds product (3 lbs. ai.) per acre per application:

- |  |                          |                                  |
|--|--------------------------|----------------------------------|
| AR: White  | LA: Livingston, Rapides  | NH: Cheshire, Sullivan           |
| IL: Whiteside                                    | MD: Caroline, St. Mary's | NC: Granville, Johnston          |
| IA: Scott  | MN: Houston, Washington  | OH: Washington                   |
| IN: Knox   | MS: Monroe               | WI: Iowa, St. Croix, Trempealeau |
| KY: Campbell, Marshall, Rockcastle, Todd, Warren | MO: Franklin, Jefferson  |                                  |

## TOMATOES

ALIETTE® WSP Fungicide applied as a foliar spray to tomatoes and used in conjunction with good cultural management will control damping off caused by *Pythium spp.* and root rots caused by *Phytophthora spp.*

ALIETTE® WSP should be applied to tomatoes in accordance with the table below:

DISEASE	APPLICATION METHOD	RATE lbs product	PACKETS number	APPLICATION PROGRAM
Root rot ( <i>Phytophthora spp.</i> ) Damping off ( <i>Pythium spp.</i> )	Foliar	5.0 - 10.0 / 2 Acres	5-10	<p>Apply as a foliar spray at the 2 - 4 leaf stage of growth for direct seeded tomatoes or immediately after transplanting to the field. Continue applications on a 7 - 14 day interval if conditions are favorable for disease development. Apply ALIETTE® WSP in a sufficient volume of water to wet the entire plant canopy. Do not apply in less than 10 gallons of water per acre.</p> <p>With moderate disease pressure the higher labeled rate of ALIETTE® WSP and a shorter spray interval should be used (7 days).</p> <p>Do not apply more than 20 lbs of product per acre per season. Do not apply ALIETTE® WSP within 14 days of harvest (PHI).</p>

Products containing copper should never be tank-mixed with ALIETTE® WSP. When applied prior to, or after copper fungicides, the pH of ALIETTE® WSP mixture should be raised to 6.0 or above with the addition of an alkaline buffer such as Potassium Carbonate (3 lbs Potassium Carbonate per 5 lbs ALIETTE® WSP) or DiAmmonium Phosphate (5 lbs DiAmmonium Phosphate to 5 lbs ALIETTE® WSP) to avoid phytotoxicity from solubilized copper.

### ENDANGERED SPECIES RESTRICTIONS

The use of ALIETTE® WSP on tomatoes is restricted to protect endangered fresh water mollusks and their habitat. Its use is prohibited in the following designated counties per state:

- AL: Jackson, St. Clair
- CA: Sonoma
- IA: Louisa, Muscatine, Scott
- IL: Mercer, Rock Island, White, Whiteside
- IN: Knox
- KY: Campbell, Green, Kenton, Wayne
- LA: Rapides
- MD: Caroline, Queen Anne's, St. Mary's, Talbot
- MO: Butler, Jefferson, St. Louis
- NC: Granville, Johnston
- OH: Williams
- TN: Cocke, Davidson, Grainger, Gundy, Hamilton, Knox, Meigs, Rhea, Sumner



17047

## LIMITED WARRANTY AND DISCLAIMER

The manufacturer warrants (a) that this product conforms to the chemical description on the label; (b) that this product is reasonably fit for the purposes set forth in the directions for use when it is used in accordance with such directions; and (c) that the directions, warning and other statements on this label are based upon responsible experts' evaluation of reasonable tests of effectiveness, of toxicity to laboratory animals and to plants, and of residues on food crops and upon reports of field experience. Tests have not been made on all varieties or in all states or under all conditions. THE MANUFACTURER NEITHER MAKES NOR INTENDS, NOR DOES IT AUTHORIZE ANY AGENT OR REPRESENTATIVE TO MAKE ANY OTHER WARRANTIES, EXPRESS OR IMPLIED, AND IT EXPRESSLY EXCLUDES AND DISCLAIMS ALL IMPLIED WARRANTIES OF MERCHANTABILITY OR FITNESS FOR A PARTICULAR PURPOSE.

THIS WARRANTY DOES NOT EXTEND TO, AND THE BUYER SHALL BE SOLELY RESPONSIBLE FOR, ANY AND ALL LOSS OR DAMAGE WHICH RESULTS FROM THE USE OF THIS PRODUCT IN ANY MANNER WHICH IS INCONSISTENT WITH THE LABEL DIRECTIONS, WARNINGS OR CAUTIONS.

BUYER'S EXCLUSIVE REMEDY AND MANUFACTURER'S OR SELLER'S EXCLUSIVE LIABILITY FOR ANY AND ALL CLAIMS, LOSSES, DAMAGES, OR INJURIES RESULTING FROM THE USE OR HANDLING OF THIS PRODUCT, WHETHER OR NOT BASED IN CONTRACT, NEGLIGENCE, STRICT LIABILITY IN TORT OR OTHERWISE SHALL BE LIMITED, AT THE MANUFACTURER'S OPTION, TO REPLACEMENT OF OR THE REPAYMENT OF THE PURCHASE PRICE FOR, THE QUANTITY OF PRODUCT WITH RESPECT TO WHICH DAMAGES ARE CLAIMED. IN NO EVENT SHALL MANUFACTURER OR SELLER BE LIABLE FOR SPECIAL, INDIRECT OR CONSEQUENTIAL DAMAGES RESULTING FROM THE USE OR HANDLING OF THIS PRODUCT.

### NOTICE TO BUYER

This product, its packaging and method of making are claimed on one or more U.S. patents. The price contains a prepaid royalty for which the purchaser receives a non-exclusive license solely for the purpose of using the product in accordance with the label directions and not for resale. Purchase of this material does not confer any rights under patents governing this product or the use thereof in countries outside the United States.

Rhône-Poulenc Ag Company  
P.O. Box 12014, 2 T.W. Alexander Drive  
Research Triangle Park, North Carolina 27709

ALIETTE and ROVRAL are registered trademarks of Rhône-Poulenc.  
ALIETTE® Fungicide (MASTER) Notification 1/30/96