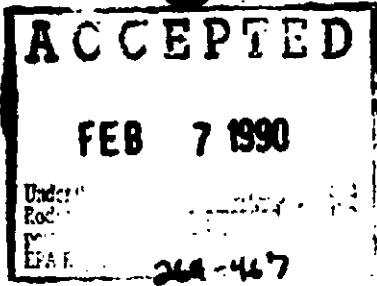


PM 21 REG# 264-467



ALLETTE • Fungicide

ALLETTE® Fungicide

ACTIVE INGREDIENT: Aluminum tris (O-ethyl phosphonate)80.0%
INERT INGREDIENT:.....20.0%

E. P. A. REG. NO. 264-467

E. P. A. EST. NO.

KEEP OUT OF REACH OF CHILDREN

CAUTION

PRECAUCION AL USUARIO: Si usted no lee ingles, no use este producto hasta que la etiqueta le haya sido explicada ampliamente.

STATEMENT OF PRACTICAL TREATMENT


IF IN EYES: Hold eyelids open and flush with a steady, gentle stream of water for 15 minutes. Get medical attention if irritation persists.
IF ON SKIN: Wash with plenty of soap and water. Get medical attention if irritation persists.
IF INHALED: Remove victim to fresh air. If not breathing give artificial respiration, preferably mouth -to-mouth. Get medical attention.

For PRODUCT USE Information Call 1-800-334-9745.

For EMERGENCY Information ONLY Call 24 Hours A Day 1-800-334-7577.

NET CONTENTS

RHONE-POULENC AG COMPANY
P. O. Box 12014, T. W. Alexander Drive
Research Triangle Park, NC 27709



ALJETTE • Fungicide

PRECAUTIONARY STATEMENTS

CAUTION

HAZARDS TO HUMANS AND DOMESTIC ANIMALS

Harmful if absorbed through the skin or inhaled. Causes eye injury. Avoid contact with skin, eyes or clothing. Wash thoroughly with soap and water after handling.

STATEMENT OF PRACTICAL TREATMENT

IF IN EYES: Hold eyelids open and flush with a steady, gentle stream of water for 15 minutes.

IF ON SKIN: Wash with plenty of soap and water. Get medical attention if irritation persists.

IF INHALED: Remove victim to fresh air. If not breathing, give artificial respiration, preferably mouth-to-mouth. Get medical attention.

ENVIRONMENTAL HAZARDS

This product is toxic to aquatic and estuarine invertebrates. Drift and runoff may be hazardous to aquatic and estuarine organisms in neighboring areas. Do not apply directly to water or wetlands (swamps, bogs, marshes, and potholes). Do not contaminate water when disposing of equipment washwaters.

DIRECTIONS FOR USE

It is a violation of Federal Law to use this product in a manner inconsistent with its labeling.

REENTRY STATEMENT

Do not apply this product in such a manner as to directly or through drift expose workers or other persons. The area being treated must be vacated by unprotected persons.


Do not enter treated areas without protective clothing until sprays have dried.

STORAGE AND DISPOSAL

Do not contaminate water, food or feed by storage or disposal.

PESTICIDE DISPOSAL:

Pesticide wastes are acutely hazardous. Improper disposal of excess pesticide, spray mixture, or rinseate is a violation of Federal Law. If these wastes cannot be disposed of by use according to label instructions, contact your State Pesticide or Environmental Control



ALIETTE © Fungicide

Agency, or the Hazardous Waste representative at the nearest EPA Regional Office for guidance.

CONTAINER DISPOSAL:

Completely empty bag into application equipment. Then dispose of empty bag in a sanitary landfill or by incineration, or, if allowed by State and local authorities, by burning. If burned, stay out of smoke.

GENERAL INFORMATION

NOTE TO USER: During mixing and applying this product, wear full protective clothing (long pants, long sleeve shirt water resistant gloves and either face shield, goggles or safety glasses).

Do not contaminate water when disposing of equipment washwaters.

DIRECTIONS THROUGH SPRINKLER IRRIGATION SYSTEMS

Use of Allette through Chemigation is not allowed in California

Apply this product only through sprinkler irrigation systems including microjet, drip, solid set and center pivot. Do not apply this product through any other type of irrigation system.

SPRAY PREPARATION: Remove scale, pesticide residues, and other foreign matter from the chemical tank and entire injector system. Flush with clean water.


APPLICATION INSTRUCTIONS: First prepare a suspension of ALIETTE® in a mix tank. Fill tank with 1/2 to 3/4 the desired amount of water. Start mechanical or hydraulic agitation. Add the required amount of ALIETTE®, and then the remaining volume of water. Then set sprinkler to deliver 0.1 to 0.3 inch of water per acre. Start sprinkler and uniformly inject the suspension of ALIETTE® into the irrigation water line so as to deliver the desired rate per acre. The suspension of ALIETTE® should be injected with a positive displacement pump into the main line ahead of a right angle turn to insure adequate mixing. If you should have any other questions about calibration, you should contact State Extension Service specialists, equipment manufacturers or other experts.

NOTE: For Microjet and Drip Irrigations Systems: When treatment with ALIETTE® has been completed, further field irrigation over the treated area should be avoided for 24 to 48 hours. For Solid Set and Center Pivot Irrigation Systems: When treatment with ALIETTE® has been completed, further field irrigation over the treated area should be avoided until foliage is dry to prevent washing the chemical off the crop.

GENERAL PRECAUTIONS FOR APPLICATIONS THROUGH SPRINKLER IRRIGATION SYSTEMS

Maintain continuous agitation in mix tank during mixing and application to assure a uniform suspension.

The system must contain a functional check valve, vacuum relief valve, and low pressure drain appropriately located on the irrigation pipeline to prevent water source contamination from backflow. The pesticide injection pipeline must contain a functional,



ALIETTE® Fungicide

automatic, quick-closing check valve to prevent the flow of fluid back toward the injection pump. The pesticide injection pipeline must also contain a functional, normally closed solenoid-operated valve located on the intake side of the injection pump and connected to the system interlock to prevent fluid from being withdrawn from the supply tank when the irrigation system is either automatically or manually shutdown. The system must contain functional interlocking controls to automatically shut off the pesticide injection pump when the water pump motor stops. The irrigation line or water pump must include a functional pressure switch which will stop the water pump motor when the water pressure decreases to the point where pesticide distribution is adversely affected. Systems must use a metering pump, such as a positive displacement injection pump (e. g., diaphragm pump) effectively designed and constructed of materials that are compatible with pesticides and capable of being fitted with a system interlock.

Do not apply when wind speed favors drift, when system connection or fittings leak, when nozzles do not provide uniform distribution or when lines containing the product must be dismantled and drained.

Crop injury, lack of effectiveness, or illegal pesticide residues in the crop may result from nonuniform distribution of treated water.

Allow sufficient time for pesticide to be flushed through all lines and all nozzles before turning off irrigation water. A person knowledgeable of the chemigation system and responsible for its operation shall shut the system down and make necessary adjustments should the need arise.

Do not connect an irrigation system (including greenhouse systems) used for pesticide application to a public water system unless the label-prescribed safety devices for public water supplies are in place.

PINEAPPLE:

When used in conjunction with good cultural management practices, ALIETTE® is effective in controlling Heart Rot (*Phytophthora parasitica*) on pineapples. The dip treatment is critical to insure early protection from *Phytophthora* for good stands. Foliar sprays should be applied to established plants, when aggravating environmental conditions (i.e. excessive rainfall) occur or are anticipated.

ALIETTE® should be applied on pineapples in accordance with the table below:

PEST	APPLICATION	RATE LBS./ACRE	TREATMENT
Heart Rot (<i>Phytophthora parasitica</i>)	Dip	2.5*	Apply as a pre-plant dip immediately prior to planting.
	Foliar	3.75**	A maximum of 6 sprays may be applied at 3 month intervals. Do not apply within 3 months of harvest.

*100 gallons is intended to treat the number of slips required to plant one acre.

**Apply in sufficient water for thorough coverage. Do not exceed 400 gallons per acre

ALLETTE ® Fungicide

✓ CITRUS BEARING:

Alette applied in conjunction with good cultural management practices will provide effective control of Phytophthora foot rot, gummosis, root rot and fruit brown rot caused by Phytophthora sp. Applications of Alette should begin when conditions favor disease development.


Alette should be applied on citrus in accordance with the table below:

DISEASE	APPLICATION METHOD	RATE lbs./product/A	SPRAY PROGRAM
Phytophthora Foot & Root Rot	Foliar	5.0	Apply as a foliar spray to wet when conditions favor disease development (i.e. Feb-April, May-June, Sept.-Oct.)
Brown Rot	Foliar	5.0	Apply as a foliar spray to wet when conditions favor disease development (i.e. November-March).
Phytophthora Foot Rot or Gummosis	Trunk Spray or Paint	2.5-5.0*	Mix the desired amount of Alette with 5 gallons of water and apply to the trunk lesion in a sufficient volume to thoroughly wet the entire lesion. If no lesion is present the application should be made from the soil line up the trunk approximately 2 feet.

*Under severe disease conditions (i.e. trunk lesions) the higher rate should be used.

Alette 80WP Fungicide may be applied up to four (4) times per season. Any combination of the above methods of application can be used, however, do not exceed a total of four (4) applications or 20 lbs/Acre per year. Do not apply Alette 80WP within 90 days of harvest.

Do not graze or feed forage from treated groves to livestock.



ALIETTE © Fungicide

NON-BEARING CITRUS:


(Trees that will not produce marketable fruit for 12 months after the last application.)

Alette applied in conjunction with good cultural management practices will provide effective control of *Phytophthora* foot rot, gummosis and root rot caused by *Phytophthora* sp.

Alette should be applied to non-bearing citrus in accordance with the table below:

DISEASE	APPLICATION METHOD	RATE lb. product	SPRAY PROGRAM
Phytophthora Foot & Root Rot	Foliar	5.0/100gal.	Apply as a foliar spray to wet when conditions favor disease development (i.e. March-April, May-June, Sept.-Oct.)
	Trunk Spray or Paint	2.5-5.0* / 5 gal.	Mix the desired amount of Alette with 5 gallons of water and apply to the trunk lesion in a sufficient volume to thoroughly wet the entire lesion. If no lesion is present the application should be made from the soil line up the trunk approximately two (2) feet. *Under severe disease conditions (i.e. Trunk lesions) the higher rate should be used. Nursery tree resets and new plantings should be treated at the time of planting.

Ground application should not exceed 100 gallons per acre per application. Alette 80WP Fungicide may be applied up to four (4) times per year. Any combination of the above mentioned methods of application can be used, however, do not exceed a total of four (4) applications or 20 lbs./Acre per year.



ALIETTE © Fungicide

NON-BEARING AVOCADOS:

When used in conjunction with good cultural management practices, ALIETTE® is effective in controlling avocado root rot (*Phytophthora cinnamomi*). ALIETTE® applications should begin at transplanting or the start of the growing season. ALIETTE® may be used as a pre-plant drench treatment and/or in a foliar spray program in accordance with the details in the table below:

CROP	PEST	APPLICATION	RATE	TREATMENT
Avocados non-bearing (Trees that will not produce marketable fruit for 12 months after application)	Phytophthora root rot (<i>Phytophthora cinnamomi</i>)	Drench	Use at concentration of 5.0 oz/ 10 gallons	Apply 1 quart of solution to the pot or sleeve of each tree 2-3 days prior to transplanting.
		Foliar	5.0 lbs./ 100 gallons	Begin foliar applications at the start of the growing season. A maximum of 4 foliar sprays per year may be applied at 60 day intervals. The foliar spray should be applied to wet. DO NOT EXCEED 100 GALLONS PER ACRE.

ASPARAGUS (FOR USE IN CALIFORNIA ONLY)

PEST	RATE LBS./PRODUCT/ACRE	APPLICATION
Asparagus spear slime and crown rot (<i>Phytophthora</i> sp.)	5.0	<p>Apply ALIETTE® once per season. ALIETTE® should be applied as a foliar spray to fully expanded asparagus ferns. Do not apply to ferns that are beginning to senesce.</p> <p>Thorough coverage is required; not to exceed 50 gallons per acre.</p> <p>ALIETTE® should not be applied within 110 days of harvest.</p>

8/11

ALIETTE • Fungicide

NON-BEARING POME FRUIT (e.g. Apples and Pears)


(Trees that will not produce marketable fruit for 12 months after the last Alette application.)

Alette applied in conjunction with good cultural management practices will provide effective control of collar and root rot caused by Phytophthora sp.

Alette should be applied to nursery and field grown non-bearing pome trees in accordance with the table below.

Disease	Application Method	Rate lbs product/100 gals.	Spray Program
Phytophthora Collar and Root Rot	Foliar	2.5 - 5.0*	<p>Apply as a foliar spray program of Alette on a 30-60 day interval when conditions favor disease development. Thorough coverage is required.</p> <p>Do not apply more than 5.0 lbs of Alette 80WP per acre per application. Do not exceed 20 lbs of Alette 80WP per acre per season.</p> <p>Nursery tree resets and new plantings should be treated after leaf emergence.</p>

* Under moderate disease pressure apply Alette 80WP, 3 or 4 times at 5.0 lbs/100 gallons on a 60 day spray interval or 6-8 applications at 2.5 lbs/100 gallons on a 30 day interval.



9/11

ALIETTE • Fungicide


**NON-BEARING STONE FRUIT -Apricots,Cherries,Nectarines,Peaches & Plums
NON-BEARING ALMONDS**

(Trees that will not produce marketable fruit for 12 months after the last Alette application.)

Alette applied in conjunction with good cultural management practices will provide effective control of collar and root rot caused by Phytophthora sp.

Alette should be applied to nursery and field grown non-bearing stone fruit and non-bearing almonds in accordance with the table below:

Disease	Application Method	Rate lbs. product/100 gals.	Spray Program
Phytophthora Collar and Root Rot	Foliar	5.0	<p>Apply a foliar spray program of Alette on a 60 day interval when conditions favor disease development. Thorough coverage is required.</p> <p>Do not apply more than 5.0 lbs of Alette per acre per application.</p> <p>Nursery tree resets and new plantings should be treated after leaf emergence.</p>



ALIETTE • Fungicide-

CANEBERRIES

When used in conjunction with good cultural management practices, Alette is effective in controlling Phytophthora root rot of caneberrries. In new plantings, Alette foliar applications should begin when plants produce 1-3 inches of new growth. Applications in established plantings should begin when conditions favor disease development (ie, high soil moisture and cool temperatures).

Alette should be applied to caneberrries in accordance with the table below:

CROP	PEST	RATE (lbs/A)	APPLICATION METHOD
Caneberries	Phytophthora Root Rot <u>Phytophthora Sp.</u>	5.0	Apply Alette in sufficient water to thoroughly wet the foliage.

West of the Rocky Mountains


FALL APPLICATION: Apply when conditions favor disease development and then repeat, if necessary in 3-4 weeks.

SPRING APPLICATION: Apply the first spray after bud break (1-3 inches new growth) and a second spray 3-4 weeks later.

East of the Rocky Mountains

Begin foliar sprays in the spring after bud break (1-3 inches new growth) and continue spraying on a 45-60 day schedule, up to a maximum of four (4) sprays during the growing season.

Under severe disease pressure four (4) applications per year should be used. The last fall application should be applied at least 30 days prior to leaf drop. Do not mix alette with surfactants or foliar fertilizers. Do not apply Alette within 60 days of harvest.



12
11

ALIETTE • Fungicide

LIMITED WARRANTY AND DISCLAIMER

The manufacturer warrants (a) that this product conforms to the chemical description on the label; (b) that this product is reasonably fit for the purposes set forth in the directions for use when it is used in accordance with such directions; and (c) that the directions, warning and other statements on this label are based upon responsible experts' evaluation of reasonable tests of effectiveness, of toxicity to laboratory animals and to plants, and of residues on food crops and upon reports of field experience. Tests have not been made on all varieties or in all states or under all conditions. THE MANUFACTURER NEITHER MAKES NOR INTENDS, NOR DOES IT AUTHORIZE ANY AGENT OR REPRESENTATIVE TO MAKE, ANY OTHER WARRANTIES, EXPRESS OR IMPLIED, AND IT EXPRESSLY EXCLUDES AND DISCLAIMS ALL IMPLIED WARRANTIES OF MERCHANTABILITY OR FITNESS FOR A PARTICULAR PURPOSE.

THIS WARRANTY DOES NOT EXTEND TO, AND THE BUYER SHALL BE SOLELY RESPONSIBLE FOR, ANY AND ALL LOSS OR DAMAGE WHICH RESULTS FROM THE USE OF THIS PRODUCT IN ANY MANNER WHICH IS INCONSISTENT WITH THE LABEL DIRECTIONS, WARNINGS OR CAUTIONS.

BUYER'S EXCLUSIVE REMEDY AND MANUFACTURER'S OR SELLER'S EXCLUSIVE LIABILITY FOR ANY AND ALL CLAIMS, LOSSES, DAMAGES, OR INJURIES RESULTING FROM THE USE OR HANDLING OF THIS PRODUCT, WHETHER OR NOT BASED IN CONTRACT, NEGLIGENCE, STRICT LIABILITY IN TORT OR OTHERWISE SHALL BE LIMITED, AT THE MANUFACTURER'S OPTION, TO REPLACEMENT OF OR THE REPAYMENT OF THE PURCHASE PRICE FOR, THE QUANTITY OF PRODUCT WITH RESPECT TO WHICH DAMAGES ARE CLAIMED. IN NO EVENT SHALL MANUFACTURER OR SELLER BE LIABLE FOR SPECIAL, INDIRECT OR CONSEQUENTIAL DAMAGES RESULTING FROM THE USE OR HANDLING OF THIS PRODUCT.

