

264-457

7/30/2009

1/17



UNITED STATES ENVIRONMENTAL PROTECTION AGENCY
WASHINGTON, D.C. 20460

OFFICE OF
PREVENTION, PESTICIDES AND
TOXIC SUBSTANCES

Larry R. Hodges
Bayer CropScience LP
2 T.W. Alexander Drive
Research Triangle Park, NC 27709

JUL 30 2009

Subject: Label Notification(s) for Pesticide Registration Notice 2007-4

Dear Mr. Hodges:

The Agency is in receipt of your Applications for Pesticide Notification under Pesticide Registration Notice (PRN) 2007-4 dated July 15, 2009 for:

- | | |
|----------------------------|--|
| ✓ EPA Registration 264-457 | Mocap 15% Granular Nematicide-Insecticide |
| EPA Registration 264-469 | Mocap 20% Granular Lock 'n Load Nematicide-Insecticide |
| EPA Registration 264-458 | Mocap EC Nematicide-Insecticide |
| EPA Registration 264-805 | Thiacloprid Technical |
| EPA Registration 264-1049 | Spirotetramat Technical |
| EPA Registration 264-599 | Ethoprop Technical |

The Registration Division (RD) has conducted a review of this request for applicability under PRN 2007-4 and finds that the label changes requested fall within the scope of PRN-2007-4. The labels have been date-stamped "Notification" and will be placed in our records.

Please be reminded that 40 CFR Part 156.140(a)(4) requires that a batch code, lot number, or other code identifying the batch of the pesticide distributed and sold be placed on nonrefillable containers. The code may appear either on the label (and can be added by non-notification/PR Notice 98-10) or durably marked on the container itself.

If you have any questions, please contact me directly at 703-306-0415

Sincerely,

Kable Bo Davis
Entomologist
Insecticide-Rodenticide Branch
Registration Division (7505P)



United States Environmental Protection Agency Washington, DC 20460

Registration Amendment Other (checked)

OPP Identifier Number

Application for Pesticide - Section I

1. Company/Product Number: 264-457
2. EPA Product Manager: NOTIF
3. Proposed Classification: None (checked)
4. Company/Product (Name): Mocap 15% Granular Nematicide-Insecticide
5. Name and Address of Applicant: Bayer CropScience LP
6. Expedited Review: In accordance with FIFRA Section 3(c)(3)(b)(i), my product is similar or identical...

Section - II

Amendment - Explain below. Resubmission in response to Agency letter dated. Notification - Explain below. Final printed labels in response to Agency letter dated. "Me Too" Application. Other - Explain below. NOTIFICATION JUL 30 2009

Explanation: Use additional page(s) if necessary. (For section I and Section II.)

"Notification of label change per PR Notice 2007-4. This notification is consistent with the guidance in PR Notice 2007-4 and the requirements of EPA's regulations at 40 CFR §§ 156.10, 156.140, 156.144, 156.146, and 156.156. No other changes have been made to the labeling or the Confidential Statement of Formula for this product. I understand that it is a violation of 18 U.S.C. Sec. 1001 to willfully make any false statement to EPA. I further understand that if the amended label is not consistent with the requirements of 40 CFR §§ 156.10, 156.140, 156.144, 156.146, and 156.156, this product may be in violation of FIFRA and I may be subject to enforcement action and penalties under sections 12 and 14 of FIFRA."

Section - III

1. Material This Product Will Be Packaged In: Child-Resistant Packaging, Unit Packaging, Water Soluble Packaging, 2. Type of Container: Plastic, Paper, Other (Specify) 1000 lb super sac
3. Location of Net Contents Information: Container (checked)
4. Size(s) Retail Container: 30 lb bag, 40 lb Lock 'n Load, 1000 lb
5. Location of Label Directions
6. Manner in Which Label is Affixed to Product: Lithograph Paper glued (checked)

Section - IV

1. Contact Point: Name: Larry R. Hodges, Title: Registration Manager - Insecticides, Telephone No.: 919-549-2870
Certification: I certify that the statements I have made on this form and all attachments thereto are true, accurate and complete.
2. Signature: [Handwritten Signature]
3. Title: Registration Manager - Insecticides
4. Typed Name: Larry R. Hodges
5. Date: July 15, 2009
6. Date Application Received (Stamped)

3/10

RESTRICTED USE PESTICIDE

DUE TO ACUTE DERMAL TOXICITY

For retail sale to and use only by Certified Applicators or persons under the direct supervision of a Certified Applicator, and only for those uses covered by the Certified Applicator's certification.

MOCAP® 15% Granular Nematicide-Insecticide

ACTIVE INGREDIENTS:

Ethoprop: (O-Ethyl S, S-Dipropyl Phosphorodithioate) 15%

INERT INGREDIENTS 85%

EPA Reg. No. 264-457

EPA Est. No.



KEEP OUT OF REACH OF CHILDREN DANGER POISON PELIGRO



PRECAUCION AL USUARIO: Si usted no lee ingles, no use este producto hasta que le etiqueta haya sido explicado ampliamente.

TRANSLATION TO THE USER: If you cannot read English, do not use this product until the label has been fully explained to you.

For **MEDICAL** And **TRANSPORTATION** Emergencies **ONLY** Call 24 Hours A Day 1-800-334-7577

For **PRODUCT USE** Information Call 1-866-99BAYER (1-866-992-2937)

NOTIFICATION

FIRST AID

JUL 30 2009

Ethoprop is an organophosphate.

IF SWALLOWED:	<ul style="list-style-type: none"> • Immediately call a poison control center or doctor for treatment advice. • Do not induce vomiting unless told to do so by a poison control center or doctor. • Have person sip a glass of water if able to swallow. • Do not give anything by mouth to an unconscious person.
IF ON SKIN OR CLOTHING:	<ul style="list-style-type: none"> • Take off contaminated clothing. • Rinse skin immediately with plenty of water for 15-20 minutes. • Call a poison control center or doctor for treatment advice.
IF IN EYES:	<ul style="list-style-type: none"> • Hold eye open and rinse slowly and gently with water for 15-20 minutes. • Remove contact lenses, if present, after the first 5 minutes, then continue rinsing. • Call a poison control center or doctor for treatment advice.
IF INHALED:	<ul style="list-style-type: none"> • Move person to fresh air. • If person is not breathing, call 911 or an ambulance, then give artificial respiration, preferably mouth-to-mouth if possible. • Call a poison control center or doctor for further treatment advice.

For **MEDICAL** Emergencies Call 24 Hours A Day 1-800-334-7577.

Have the product container or label with you when calling a poison control center or doctor or going for treatment.

NOTE TO PHYSICIAN: This product is a cholinesterase inhibitor. Severe symptoms and signs include diarrhea, pinpoint and non-reactive pupils, respiratory difficulty, pulmonary edema, cyanosis, loss of sphincter control, convulsions, and coma. Support respiration as needed. Measures should include removal of secretions, maintenance of a patent airway, and if necessary, artificial ventilation.

If cyanosis is absent, give ATROPINE 2-4 mg intravenously (0.05 mg/kg for children). Repeat atropine at 5-10 minute intervals until atropinization occurs (dry, flushed skin, tachycardia, pupillary dilatation), and maintain for 48 hours. If cyanotic, give initial atropine intramuscularly and start measures to improve ventilation.

Start 2-PAM (PROTOPAM, Ayerst) at the same time. Give 1-2 grams PROTOPAM (20-40 mg/kg for children) in 100cc saline over 15-30 minutes. If pulmonary edema is present, give intravenously slowly as a 5% solution in water over a period of at least 5 minutes. A second dose may be given after one hour if muscle weakness persists. Additional doses may be given cautiously for persistent muscle weakness. May be given by intramuscular or subcutaneous routes if intravenous administration is not feasible.

In case of skin contact, wash patient with soap and water followed by wash with 95% ethyl alcohol. Keep patient under constant observation for 24-36 hours. Symptoms may persist for one month.

The use of theophylline, morphine, barbiturates, phenothiazines, reserpine, and succinyl choline is contraindicated.

4/17

PRECAUTIONARY STATEMENTS

HAZARD TO HUMANS AND DOMESTIC ANIMALS DANGER

Fatal if absorbed through skin. Rapidly absorbed through skin. May be fatal if swallowed. Causes irreversible eye damage. Harmful if inhaled. Do not breathe dust.

SYMPTOMS OF POISONING: Nausea, vomiting, abdominal cramps, diarrhea, excessive salivation, headache, dizziness, weakness, blurring or dimness of vision, excessive tearing, loss of muscular coordination, slurring of speech, twitching of muscles (especially of tongue and eyelids), mental confusion, disorientation, drowsiness, difficulty in breathing (chest tightness), runny nose.

PERSONAL PROTECTIVE EQUIPMENT (PPE)

Some materials that are chemical-resistant to this product are barrier laminant, butyl rubber (>14 mils), nitrile rubber (>14 mils) or viton (>14 mils). If you want more options, follow the instructions for category F on an EPA chemical-resistant category selection chart.

Applicators using motorized equipment must wear:

- long-sleeve shirt and long pants and
- shoes plus socks.

See engineering controls for additional requirements.

Loaders and all other handlers (including banana and plantain applicators not using motorized equipment) must wear:

- coveralls over long-sleeve shirt and long pants
- chemical-resistant footwear plus socks
- chemical-resistant gloves and
- a non-powered air-purifying respirator equipped with an N, R or P-series filter.

Follow manufacturer's instructions for cleaning/maintaining PPE. If no such instructions for washables, use detergent and hot water. Keep and wash PPE separately from other laundry.

Discard clothing or other absorbent materials that have been drenched or heavily contaminated with this product's concentrate. Do not reuse them.

PERSONAL PROTECTIVE EQUIPMENT (PPE) FOR LOCK 'N LOAD PACKAGING ONLY

Some materials that are chemical-resistant to this product are barrier laminant, butyl rubber (>14 mils), nitrile rubber (>14 mils) or viton (>14 mils). If you want more options, follow the instructions for category F on an EPA chemical-resistant category selection chart.

Loaders, applicators, and other handlers using engineering controls must wear:

- long-sleeve shirt and long pants, and
- shoes plus socks.

In addition, loaders must wear chemical-resistant gloves.

See engineering controls for additional requirements.

Handlers engaged in those activities for which use of an engineering control is not possible, such as cleaning up a spill or cleaning or repairing contaminated equipment, must be provided with and have immediately available and must use in an emergency:

- coveralls over long-sleeve shirt and long pants
- chemical-resistant gloves,
- chemical-resistant footwear plus socks,
- chemical-resistant headgear for overhead exposure, and
- a non-powered air-purifying respirator equipped with an N, R, or P-series filter.

Follow manufacturer's instructions for cleaning/maintaining PPE. If no such instructions for washables, use detergent and hot water. Keep and wash PPE separately from other laundry.

Discard clothing or other absorbent materials that have been drenched or heavily contaminated with this product's concentrate. Do not reuse them.

ENGINEERING CONTROLS

Applicators using motorized ground equipment must use an enclosed cab that meets the requirements listed in the Worker Protection Standard (WPS) for agricultural pesticides [40 CFR 170.240(d)(5)] for dermal protection. In addition, applicators must:

- wear the personal protective equipment required above for applicators
- either wear the type of respirator specified in the PPE section of this labeling or use an enclosed cab that is declared in writing by the manufacturer or by a government agency to provide at least as much respiratory protection as the type of respirator specified in the PPE section of this labeling,
- be provided with, and have immediately available and must use in an emergency when they must exit the cab, the PPE

specified in the PPE section of this labeling for handlers engaged in those activities for which use of an engineering control is not possible,

- take off any PPE that was worn in the treated area before reentering the cab, and
- store all such PPE in a chemical-resistant container, such as a plastic bag, to prevent contamination of the inside of the cab.

ENGINEERING CONTROLS FOR LOCK 'N LOAD PACKAGING ONLY

This product is formulated into a Lock 'n Load system that meets the definition of a closed loading system in the Worker Protection Standard for Agricultural Pesticides [40 CFR 170.240(d)(4)]. In addition, loaders must:

- wear PPE specified in the PPE section of this labeling,
- be provided with, must have immediately available and must use in an emergency, such as a broken package, spill, or equipment breakdown, the PPE specified in the PPE section of this labeling for handlers engaged in those activities for which use of an engineering control is not possible.

Applicators using motorized ground equipment must use an enclosed cab that meets the requirements listed in the Worker Protection Standard (WPS) for agricultural pesticides [40 CFR 170.240(d)(5)] for dermal protection. In addition, applicators must:

- wear the personal protective equipment required above for applicators,
- *either* wear the type of respirator specified in the PPE section of this labeling *or* use an enclosed cab that is declared in writing by the manufacturer or by a government agency to provide at least as much respiratory protection as the type of respirator specified in the PPE section of this labeling,
- be provided and have immediately available for use in case of an emergency when they must exit the cab, the PPE specified in the PPE section of this labeling for handlers engaged in those activities for which use of an engineering control is not possible,
- take off any PPE that was worn in the treated area before reentering the cab, and
- store all such PPE in a chemical-resistant container, such as a plastic bag, to prevent contamination of the inside of the cab.

User Safety Recommendations

Users should wash hands before eating, drinking, chewing gum, using tobacco or using the toilet.

Users should remove clothing/PPE immediately if pesticide gets inside. Then wash thoroughly and put on clean clothing.

Users should remove PPE immediately after handling this product. Wash the outside of gloves before removing. As soon as possible, wash thoroughly and change into clean clothing.

ENVIRONMENTAL HAZARDS

This pesticide is toxic to aquatic organisms (fish and invertebrates), and wildlife and extremely toxic to birds. Birds feeding in treated areas may be killed. For terrestrial uses, do not apply directly to water, or to areas where surface water is present or to intertidal areas below the mean high water mark. Runoff from treated areas may be hazardous to aquatic organisms in neighboring areas. Cover, incorporate or clean up granules that are spilled during loading or are visible on the soil surface in turn areas. Do not contaminate water when disposing of equipment wash water.

This product is toxic to bees exposed to direct treatment. Do not apply this product while bees are actively visiting the treatment area.

DIRECTIONS FOR USE


It is a violation of Federal Law to use this product in a manner inconsistent with its labeling.

Read entire label before using this product.

Do not apply this product in a way that will contact workers or other persons, either directly or through drift. Only protected handlers may be in the area during application. For any requirements specific to your State or Tribe, consult the agency responsible for pesticide regulation.

Do not allow this product to drift.

When treating agricultural crops, granules lying on the soil surface in turn areas at row ends **must** be incorporated to remove possible hazard to birds and other wildlife.



AGRICULTURAL USE REQUIREMENTS

Use this product only in accordance with its labeling and with the Worker Protection Standard, 40 CFR part 170. This standard contains requirements for the protection of agricultural workers on farms, forests, nurseries, and greenhouses, and handlers of agricultural pesticides. It contains requirements for training, decontamination, notification, and emergency assistance. It also contains specific instructions and exceptions pertaining to the statements on this label about personal protective equipment (PPE), notification to workers, and restricted-entry intervals. The requirements in this box only apply to uses of this product that are covered by the Worker Protection Standard.

Only protected handlers may be in the area during application.

Do not enter or allow workers to enter treated areas during the restricted entry interval (REI) of 48 hours. The 48 hour REI is increased to 72 hours in outdoor areas where average rainfall is less than 25 inches a year.

EXCEPTION: If the product is soil injected or soil incorporated, the Worker Protection Standard, under certain circumstances, allows workers to enter the treated area if there will be no contact with anything that has been treated.

PPE required for early re-entry to treated areas that is permitted under the Worker Protection Standard and that involves contact with anything that has been treated, such as plants, soil, or water, is:

- coveralls over long-sleeved shirt and long pants,
- chemical-resistant gloves made of any waterproof material
- chemical-resistant footwear plus socks, and
- protective eyewear.

Notify workers of the application by warning them orally and by posting warning signs at entrances to treated areas.

STORAGE AND DISPOSAL

Do not contaminate water, food, or feed by storage or disposal.

STORAGE

Do not store in or around the home.

PESTICIDE DISPOSAL

Pesticide wastes are acutely hazardous. Improper disposal of excess pesticide granules, spray mixture, or rinsate is a violation of Federal law. If these wastes cannot be disposed of by use according to label instructions, contact your State Pesticide or Environmental Control Agency, or the Hazardous Waste representative at the nearest EPA Regional Office for guidance.

CONTAINER DISPOSAL

Non-refillable container. Do not reuse or refill this container. Completely empty bag into application equipment. Then dispose of empty bag in a sanitary landfill or by incineration, or if allowed by State and local authorities, by burning. If burned, stay out of smoke.

CONTAINER DISPOSAL FOR LOCK 'N LOAD PACKAGING ONLY

Refillable container. Refill this container with pesticide only. Do not reuse this container for any other purpose. Completely empty container into application equipment. Return empty container to point of purchase.

PRECAUTIONS AND RESTRICTIONS

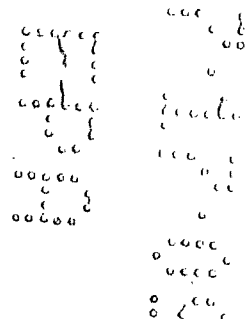
- Not for Household Consumer use. Do not store or use in or around the home.
- Do not apply in Long Island, New York.

ROTATIONAL CROP RESTRICTIONS

- Do not plant leafy vegetables within 30 days of last application
- Do not plant small grains within 8 months of last application
- Except for potatoes and sweet potatoes, do not rotate to any root or tuber crops within 12 months of last application.

APPLICATIONS

- For application only by tractor-drawn spreader, or by backpack granular spreader for only bananas and plantains. Aerial application is not permitted. Do not apply by direct hand-held equipment, including measuring containers or spoons.



7/2

NEMATODES CONTROLLED/SUPPRESSED

	Banana & Plantain	Cabbage	Field corn & Sweet corn	Cucumbers	White (Irish) Potato	Sweet Potato	Snap beans & Lima beans	Sugarcane	Tobacco
BURROWING NEMATODES <i>(Radopholus similis)</i>	C								
DAGGER NEMATODES <i>(Xiphinema spp.)</i>			C						
CYST NEMATODES <i>(Heterodera glycines)</i> <i>(Heterodera cruciferae)</i> <i>(Heterodera schactii)</i>		C C							
LESION NEMATODES <i>(Pratylenchus spp.)</i>	C	C	C	C	C		C	C	C
ROOT-KNOT NEMATODES <i>(Meloidogyne spp.)</i> <i>(Meloidogyne hapla)</i> <i>(Meloidogyne incognita)</i> <i>(Meloidogyne arenaria)</i> <i>(Meloidogyne javanica)</i> <i>(Meloidogyne chitwoodi)</i>	C	C C	C C	C C	C C	C C	C C	C	C C
LANCE NEMATODES <i>(Hoplolaimus spp.)</i> <i>(Hoplolaimus tylenchiformis)</i>		S	C	S C			S		
SPIRAL NEMATODES <i>(Helicotylenchus spp.)</i> <i>(Rotylenchus spp.)</i>	C		C C	C	C	C	C		
STING NEMATODES <i>(Belonolaimus spp.)</i> <i>(Belonolaimus longicaudatus)</i>		C	C	C	C		C		
RING NEMATODES <i>(Criconemella spp.)</i> <i>(Criconemella ornata)</i>			C	C	C		C	C	
RENIFORM NEMATODES <i>(Rotylenchulus reniformis)</i>						C			
STUNT NEMATODES <i>(Tylenchorhynchus spp.)</i> <i>(Tylenchorhynchus claytoni)</i> <i>(Tylenchorhynchus martini)</i>			C	C	C	C	C		C
STUBBY-ROOT NEMATODES <i>(Paratrichodorus spp.)</i> <i>(Trichodorus christiei)</i>		C	C	C	C	C		C	

C-----Control

S-----Suppression


8/17

INSECTS CONTROLLED/SUPPRESSED

	Bananas & Plantain	Field corn & Sweet corn	White (Irish) Potato	Sweet Potato	Sugarcane	Tobacco
CORN ROOT WORM						
<i>(Diabrotica virgifera virgifera)</i>		C				
<i>(Diabrotica longicornis barberi)</i>		C				
<i>(Diabrotica undecimpunctata)</i>		C				
WIREWORMS						
<i>(Conoderus spp.)</i>						C
<i>(Conoderus vespertinus)</i>		C		C		
<i>(Conoderus falli)</i>		C				
<i>(Melanotus spp.)</i>		C		C		
<i>(Melanotus communis)</i>			C		C	
<i>(Limonius dubitan)</i>		C				
<i>(Limonius canus)</i>			C			
<i>(Limonius californicus)</i>			C			
<i>(Aeolus mellius)</i>		C				
<i>(Ctenicera spp.)</i>		C				
<i>(Ctenicera pruinina)</i>		C	C			
<i>(Eleodes spp.)</i>			C			
BLACK CUTWORM						
<i>(Agrotis ipsilon)</i>		C*				
SANDHILL CUTWORM						
<i>(Euxoa detersa)</i>		C*				
WHITE GRUBS						
<i>(Phyllophaga crinita)</i>		S				
<i>(Phyllophaga ephillida)</i>		S		C		
BANDED CUCUMBER BEETLE						
<i>(Diabrotica balteata)</i>				C		
FLEA BEETLE LARVAE						
<i>(Chaetocnema confinis)</i>				C		
<i>(Systema blanda)</i>				C		
LESSER CORNSTALK BORER						
<i>(Elasmopalpus lignosellus)</i>						
BANANA ROOT BORER						
<i>(Cosmopolites sordidus)</i>	C					

C-----Control
 S-----Suppression

***NOTE:** Under heavy infestations of cutworms, enough cutworms may survive to cause some crop damage. If this occurs, it may be necessary to apply a rescue treatment with another registered pesticide to control the surviving worm.



AGRICULTURAL CROPS

BANANA AND PLANTAIN

POUNDS OF MOCAP® 15% GRANULAR			
APPLICATION TIMING	PESTS CONTROLLED	BANDED PER 1000 ROW FEET	APPLICATION DIRECTIONS
N/A	Nematode Banana Root Borer (<i>Cosmopolites sordidus</i>)	N/A	Apply 40 grams of product in a radius of 3/4 meter around each producing stem or 1.3 ounces of product in a radius of 30 inches around each producing stem. Before application, remove ground litter from area to be treated, and apply granules evenly. Incorporate into the soil immediately following application by hand-raking to a depth of at least 1 inch. For best results, apply just before irrigation or a rainy period. Repeat application in 6 months.

RESTRICTIONS AND PRECAUTIONS FOR BANANA and PLANTAIN


- Do not make more than two applications per year.

**BEANS
(Snap and Lima)**

POUNDS OF MOCAP® 15% GRANULAR				
APPLICATION TIMING	PESTS CONTROLLED	BANDED PER 1000 ROW FEET	BROADCAST PER ACRE	APPLICATION DIRECTIONS
at planting or up to 3 days before planting	Nematode Garden Symphylan (<i>Scutigerella immaculata</i>)	0.9 – 1.4	40 – 54	BAND: Apply 13 to 20 pounds per acre (36 inch row spacing) or 0.9 to 1.4 pounds per 1,000 linear feet of row in a band 12 to 15 inches wide on the row at planting. Mix with the top 2 to 4 inches of soil with mechanical equipment during or immediately following application. Use the higher rates in fields where nematode infestations have been especially severe. DO NOT use as a seed furrow treatment or allow granules to contact the seed. BROADCAST: Apply from 3 days before planting to at-planting time. Mix with the top 2 to 4 inches of soil with mechanical equipment right after application. Use the higher rates in fields where nematode infestations have been especially severe.

RESTRICTIONS AND PRECAUTIONS FOR BEANS

- Beans grown in treated soil may remain green longer than other beans and mature 1 to 2 weeks later.
- Make only 1 application of this product per growing season.



10/15

CABBAGE

POUNDS OF MOCAP® 15% GRANULAR				
APPLICATION TIMING	PESTS CONTROLLED	BANDED PER 1000 ROW FEET	BROADCAST PER ACRE	APPLICATION DIRECTIONS
at planting or up to 1 week before planting	Nematode Garden Symphylan (<i>Scutigerella immaculata</i>)	0.9	34	<p>BAND: Apply 13 pounds per acre (36 inch row spacing) or 0.9 pounds per 1,000 linear feet of row in a band 15 inches wide on the row at planting. Mix with the top 2 to 4 inches of soil with mechanical equipment during or immediately following application.</p> <p>DO NOT use as a seed furrow treatment or allow granules to contact the seed.</p> <p>BROADCAST: Apply from 1 week before planting to at-planting time. Mix with the top 2 to 4 inches of soil with mechanical equipment right after application.</p>

RESTRICTIONS AND PRECAUTIONS FOR CABBAGE

- Make only 1 application of this product per growing season.

CORN (Field and Sweet)

POUNDS OF MOCAP® 15% GRANULAR				
APPLICATION TIMING	PESTS CONTROLLED	Lbs. Per Acre	Row Spacing in Inches	APPLICATION DIRECTIONS
at-planting	Corn Rootworms Wireworms Garden Symphylan (<i>Scutigerella immaculata</i>) White Grubs (Suppression)	6.6 7 7.3 8.8 13.3	40 38 36 30 20	<p>BAND: Use 8 ounces of MOCAP® 15% Granular per 1,000 feet of row. Apply the granules in a 6 to 7 inch band on the row over a closed seed furrow at-planting. Mix the granules with the top 1/2 inch of soil with mechanical equipment during or immediately following application.</p>
3 days before planting to at-planting	Cutworms	20		<p>BROADCAST: Apply 20 pounds of MOCAP® 15% Granular per acre. Apply 3 days before planting to at-planting time. Mix with the top 2 inches of soil with mechanical equipment right after application.</p>
3 days before planting to at-planting	Nematodes	10 – 13.3 10.3 – 14 10.8 – 14.8 13 – 17.7 20 – 26.6	40 38 36 30 20	<p>BAND: Add 3/4 to 1 pound of MOCAP® 15% Granular per 1,000 feet of row in a band 12 to 15 inches wide on the row. Mix with the top 2 to 4 inches of soil with mechanical equipment right after application.</p>
		40		<p>BROADCAST: Apply 3 days before planting to at-planting time. Mix with the top 2 to 4 inches of soil with mechanical equipment right after application. The treatments for nematode control will also control rootworms, wireworms, cutworms, garden symphylan (<i>Scutigerella immaculata</i>) and suppress white grubs.</p>

RESTRICTIONS AND PRECAUTIONS FOR FIELD AND SWEET CORN

- Make only 1 application of this product per growing season.

11/17

FOR COMMONLY USED APPLICATORS, SEE CALIBRATIONS CHART BELOW

Suggested gauge settings for 8 ounces per 1,000 feet of row. (Do not change with row width). Be sure to calibrate your applicator under your operating conditions.

**FOR APPLICATION RATE OF 8 OUNCES/1000 FEET OF ROW
SPEED IN MILES PER HOUR**

Brand Of Applicator	2	3	4	5	6	7	8	9	10
Allis Chalmers	Gauge 7	Rate Is Uniform For All Speeds							Gauge 7
Gandy snap-on bottom	15.3	18.5	21.0	23.1	25.1	26.0	28.6	30.4	31.9
International Harvester (old)	1/5.3	1/7.7	1/9.7	2/3.0	2/6.3	2/9.5	3/2.7	3/6.0	3/9.2
International Harvester (new)	1/7.2	1/9.4	2/2.4	2/5.7	2/9.9	3/2.3	3/5.4	3/9.7	4/2.2
John Deere (metal boxes)	1/22	1/24	1/26	1/29	2/4	2/8	2/13	2/17	2/22
John Deere (new) (1)	21	22.5	24	25	27	28	29	31	32
John Deere (newest) (2)	8	11	13	15	17	18	20	21	23
Noble (3)	7	11	14	18	21	24	27	29	31
Noble (new) (4)	5	7	9	12	14	17	19	21	23

- (1) Gauge Reads 10-20-30-40
- (2) Gauge Reads 5-15-25-35-45
- (3) Round hole in bottom of hopper
- (4) Rectangular hole in bottom of hopper

CUCUMBER

POUNDS OF MOCAP® 15% GRANULAR			
APPLICATION TIMING	PESTS CONTROLLED	BANDED PER 1000 ROW FEET	APPLICATION DIRECTIONS
at planting	Nematodes	2.1	BAND: Apply 13 pounds per acre (7-foot row spacing) or 2.1 pounds per 1,000 linear feet of row in a band 12 to 15 inches wide on the row at planting. Prepare bed and knock off top to provide a level area for treatment. Mix with the top 2 to 4 inches of soil with mechanical equipment right after application. DO NOT use as a seed furrow treatment or allow granules to contact the seed.

RESTRICTIONS AND PRECAUTIONS FOR CUCUMBERS

- Make only 1 application of this product per growing season.

MINT

POUNDS OF MOCAP® 15% GRANULAR			
APPLICATION TIMING	PEST CONTROLLED	BROADCAST PER ACRE	APPLICATION DIRECTIONS
New Mint: Apply preplant	Symphylans	20	Broadcast over the field and incorporate into the soil to a depth of at least 2 to 4 inches, during or immediately following application by mechanical means, including by rotary tiller, rotary hoe, springtooth harrow, or by double discing, or by immediate application of 1 to 2 inches of overhead irrigation. Repeat irrigation before soil dries.
	Nematodes	40	
Mint Apply after last harvest of the growing season	Symphylans Mint Root Borer	20	
	Nematodes	40	


RESTRICTIONS AND PRECAUTIONS FOR MINT

- Make only 1 MOCAP® 15G application per growing season (either preplant, or after last harvest of the growing season).
- Do not harvest within 225 days of application

12/17

POTATOES
(West of the Mississippi River)

POUNDS OF MOCAP® 15% GRANULAR				
APPLICATION TIMING	PESTS CONTROLLED	BANDED PER 1000 ROW FEET	BROADCAST PER ACRE	APPLICATION DIRECTIONS
West of the Mississippi River: prior to planting or at planting or prior to crop emergence	Symphyllans Wireworms	1.4	27 – 40	BAND: Uniformly distribute granules in a 12 inch band over the row (36-inch row spacing), either behind the planter shoe next to the closing disk or immediately in front of the planter shoe. Mix with the top 2 to 4 inches of soil with mechanical equipment during or immediately following application.
	Nematodes (excluding Northern root knot, Columbia root knot, and stubby root nematodes in the Pacific Northwest; suppression of stubby root nematode in areas outside the Pacific Northwest)	1.4	40 – 80	IMPORTANT: Certain early-season environmental conditions and agronomic practices may impose stresses on the potato seed piece resulting in delayed emergence. Under these conditions, the application of MOCAP® 15% Granular as a concentrated band directly in the furrow may increase the potential for delayed emergence. To minimize the contribution of MOCAP® 15% Granular to this effect, apply so as to distribute the product in the soil surrounding the seed piece and avoid application directly into the seed furrow. For moderate* to heavy* infestations of wireworms or nematodes use the broadcast application instead of band or sidedress. Wireworm infestations will be especially heavy* in potatoes planted following wireworm host crops such as (but not limited to) sod, grass for seed, pasture, cereal, corn, hay, alfalfa, beans, onions, potatoes, new ground, fallow ground (weedy or cultivated), or ground not farmed for a year or more. BROADCAST: Apply uniformly and immediately incorporate 2 to 4 inches deep using mechanical equipment. Apply within 2 weeks before planting until prior to crop emergence.
	Northern root knot nematode in the Pacific Northwest	N/A	40 – 80 (60 – 80 in the Columbia River Basin)	BROADCAST ONLY: Apply uniformly and immediately incorporate 2 to 4 inches (4 to 8 inches in the Columbia River Basin) deep using mechanical equipment. Apply within 2 weeks before planting until prior to crop emergence. Under severe* infestation or long growing season conditions, MOCAP® 15% Granular may not adequately protect tuber quality.




POTATOES
(West of the Mississippi River - Continued)

POUNDS OF MOCAP® 15% GRANULAR				
APPLICATION TIMING	PESTS CONTROLLED	BANDED PER 1000 ROW FEET	BROADCAST PER ACRE	APPLICATION DIRECTIONS
West of the Mississippi River: prior to planting or at planting or prior to crop emergence	Suppression of Columbia root knot and stubby root nematodes in the Pacific Northwest	N/A	80	BROADCAST ONLY: Apply uniformly and immediately incorporate 4 to 8 inches deep using mechanical equipment. Best results are obtained with deep (6-8 inches), even incorporation. Apply within 2 weeks before planting. Generally, MOCAP® 15% Granular should be applied following fall or spring application of a registered fumigant nematicide. In the Columbia River Basin it is strongly recommended that MOCAP® 15% Granular be applied following fall or spring application of a registered fumigant nematicide. Under severe* infestation or long growing season conditions, MOCAP® 15% Granular may not adequately protect tuber quality.

RESTRICTIONS AND PRECAUTIONS FOR POTATOES (West of the Mississippi River)

- Use the broadcast application instead of band for control of moderate* to heavy* infestations of wireworms or nematodes.
- Make only 1 application of this product per growing season.
- Do not make aerial applications.
- Do not exceed 12 pounds of active ingredient per acre per crop for use on nematodes. Do not exceed 6 pounds of active ingredient per acre for use on pests other than nematodes.
- Do not exceed 6 lbs a.i./A for use on wireworms.
- Do not apply MOCAP 15% Granular once plants have begun to emerge.
- The Pacific Northwest potato growing region is considered to include the states of Washington, Oregon, and Idaho. The Columbia River Basin is considered to include Umatilla and Morrow Counties of Oregon and Grant, Adams, Franklin, Benton, Yakima, and Walla Walla Counties of Washington.

*To determine your infestation level, consult local or state recommendations for sampling methods and economic thresholds.



14
17


POTATOES (East of the Mississippi River)

POUNDS OF MOCAP® 15% GRANULAR				
APPLICATION TIMING	PESTS CONTROLLED	BANDED PER 1000 ROW FEET	BROADCAST PER ACRE	APPLICATION DIRECTIONS
East of the Mississippi River: prior to planting or at planting or prior to crop emergence	Symphylans Wireworms	1.4	27 – 40	<p>BAND: Uniformly distribute granules in a 12 inch band over the row (36-inch row spacing), either behind the planter shoe next to the closing disk or immediately in front of the planter shoe. Mix with the top 2 to 4 inches of soil with mechanical equipment during or immediately following application.</p> <p>IMPORTANT: Certain early-season environmental conditions and agronomic practices may impose stresses on the potato seed piece resulting in delayed emergence. Under these conditions, the application of MOCAP® 15% Granular as a concentrated band directly in the furrow may increase the potential for delayed emergence.</p> <p>To minimize the contribution of MOCAP® 15% Granular to this effect, apply so as to distribute the product in the soil surrounding the seed piece and avoid application directly into the seed furrow.</p> <p>For moderate* to heavy* infestations of wireworms or nematodes use the broadcast application instead of band or sidedress. Wireworm infestations will be especially heavy* in potatoes planted following wireworm host crops such as (but not limited to) sod, grass for seed, pasture, cereal, corn, hay, alfalfa, beans, onions, potatoes, new ground, fallow ground (weedy or cultivated), or ground not farmed for a year or more.</p> <p>BROADCAST: Apply uniformly and immediately incorporate 2 to 4 inches deep using mechanical equipment. Apply within 2 weeks before planting until prior to crop emergence.</p>
	Nematodes (suppression of stubby root nematodes)	1.4	40 – 60	

RESTRICTIONS AND PRECAUTIONS FOR POTATOES (East of the Mississippi River)

- Use the broadcast application instead of band for control of moderate* to heavy* infestations of wireworms or nematodes.
- Make only 1 application of this product per growing season.
- Do not make aerial applications.
- Do not exceed 9 pounds of active ingredient per acre per crop for use on nematodes. Do not exceed 6 pounds of active ingredient per acre for use on pests other than nematodes.
- Do not exceed 6 lbs a.i./A for use on wireworms.
- Do not apply MOCAP 15% Granular once plants have begun to emerge.

*To determine your infestation level, consult local or state recommendations for sampling methods and economic thresholds.



15/17

SUGARCANE

POUNDS OF MOCAP® 15% GRANULAR				
APPLICATION TIMING	PESTS CONTROLLED	BANDED PER 1000 ROW FEET	BROADCAST PER ACRE	APPLICATION DIRECTIONS
at planting	nematodes wireworms	1.8 – 3.6	N/A	BAND: Apply evenly in a band 12 to 15 inches wide to the seed pieces in open furrows or beds and immediately cover with soil. Mix with the soil using a disc hiller or other suitable equipment as the cane is covered. Use the higher rates in fields where nematode and/or wireworm infestations are severe. Minimum 6-foot row spacing.

RESTRICTIONS AND PRECAUTIONS FOR SUGARCANE


- Make only 1 application of this product per growing season.

SWEET POTATO

POUNDS OF MOCAP® 15% GRANULAR			
APPLICATION TIMING	PESTS CONTROLLED	BANDED PER 1000 ROW FEET	APPLICATION DIRECTIONS
2 to 3 weeks before planting	nematodes wireworms white grubs banded cucumber beetle flea beetle larvae (palestriped and sweet potato flea beetles)	1.6 – 2.1	BAND: Apply 20 to 26 pounds per acre or 1.6 to 2.1 pounds per 1,000 linear feet of row in a band 12 to 15 inches wide on the row (minimum 42-inch row spacing). Mix with the top 2 to 4 inches of soil with mechanical equipment right after application. Good results have been obtained by opening the row, applying product in a 12 to 15 inch band on the row, bedding over and dragging.

RESTRICTIONS AND PRECAUTIONS FOR SWEET POTATO

- Make only 1 application of this product per growing season.



5/6

TOBACCO

POUNDS OF MOCAP® 15% GRANULAR				
APPLICATION TIMING	PESTS CONTROLLED	BANDED PER 1000 ROW FEET	BROADCAST PER ACRE	APPLICATION DIRECTIONS
from one week before planting to at-planting time	nematodes wireworms	3.2	40	<p>BAND: Apply in a band 18 to 24 inches wide on the row (42-inch row spacing) after the fertilizer has been listed or bedded. Mix with the top 2 to 4 inches of soil with mechanical equipment right after application.</p> <p>BROADCAST: Mix with the top 2 to 4 inches of soil with mechanical equipment right after application. Use a double gang disc harrow or other equipment that will do a good job of mixing the MOCAP® 15% Granular with the soil. After mixing, apply fertilizer and, for best results, shape a wide bed with a tractor equipped with 4 disc tillers and wide sweeps for running out the middles. Be sure that only the treated soil (top 2 to 4 inches) is used to make beds.</p>
from two weeks before planting to at-planting time	cutworms flea beetle larvae wireworms	N/A	13	<p>BROADCAST: Mix with the top 2 to 4 inches of soil with mechanical equipment right after application. Use a disc harrow or other cultivating equipment that will do a good job of mixing the MOCAP® 15% Granular with the soil.</p>

RESTRICTIONS AND PRECAUTIONS FOR TOBACCO

- Make only 1 application of this product per growing season.
- Bayer CropScience does not recommend the use of MOCAP® on tobacco in Florida.

17
17

IMPORTANT: READ BEFORE USE

Read the entire Directions for Use, Conditions, Disclaimer of Warranties and Limitations of Liability before using this product. If terms are not acceptable, return the unopened product container at once.

By using this product, user or buyer accepts the following Conditions, Disclaimer of Warranties and Limitations of Liability.

CONDITIONS: The directions for use of this product are believed to be adequate and must be followed carefully. However, it is impossible to eliminate all risks associated with the use of this product. Crop injury, ineffectiveness or other unintended consequences may result because of such factors as weather conditions, presence of other materials, or the manner of use or application, all of which are beyond the control of Bayer CropScience. All such risks shall be assumed by the user or buyer.

DISCLAIMER OF WARRANTIES: TO THE EXTENT CONSISTENT WITH APPLICABLE LAW, BAYER CROPSCIENCE MAKES NO OTHER WARRANTIES, EXPRESS OR IMPLIED, OF MERCHANTABILITY OR OF FITNESS FOR A PARTICULAR PURPOSE OR OTHERWISE, THAT EXTEND BEYOND THE STATEMENTS MADE ON THIS LABEL. No agent of Bayer CropScience is authorized to make any warranties beyond those contained herein or to modify the warranties contained herein. TO THE EXTENT CONSISTENT WITH APPLICABLE LAW, BAYER CROPSCIENCE DISCLAIMS ANY LIABILITY WHATSOEVER FOR SPECIAL, INCIDENTAL OR CONSEQUENTIAL DAMAGES RESULTING FROM THE USE OR HANDLING OF THIS PRODUCT.

LIMITATIONS OF LIABILITY: TO THE EXTENT CONSISTENT WITH APPLICABLE LAW, THE EXCLUSIVE REMEDY OF THE USER OR BUYER FOR ANY AND ALL LOSSES, INJURIES OR DAMAGES RESULTING FROM THE USE OR HANDLING OF THIS PRODUCT, WHETHER IN CONTRACT, WARRANTY, TORT, NEGLIGENCE, STRICT LIABILITY OR OTHERWISE, SHALL NOT EXCEED THE PURCHASE PRICE PAID, OR AT BAYER CROPSCIENCE'S ELECTION, THE REPLACEMENT OF PRODUCT.

NET CONTENTS:

MOCAP is a registered trademark of Bayer.

PRODUCED FOR



Bayer CropScience

Bayer CropScience LP
P.O. Box 12014, 2 T.W. Alexander Drive
Research Triangle Park, North Carolina 27709
1-866-99BAYER (1-866-992-2937)
<http://www.bayercropscienceus.com>

MOCAP 15% Granular Nematicide-Insecticide (MASTER) Approved 09/30/08, Notification 06/30/09

