

NOV 3 - 1993

Mr. Nick Somma
Rhone-Poulenc
P.O. Box 12041
2 T.W Alexander Dr.
Research Triangle Park, NC 27709

Dear Mr. Somma:

Subject: Final Printed Labels- Worker Protection
Buctril
EPA Reg. No. 264-437
Your application dated Oct. 15, 1993

The labeling referred to above, submitted in connection with registration under the Federal Insecticide, Fungicide, and Rodenticide Act, as amended, is acceptable. A stamped copy is enclosed for your records.

Sincerely yours,

Robert J. Taylor
Product Manager 25
Fungicide-Herbicide Branch
Registration Division (H7505C)

Enclosure

BEST AVAILABLE COPY

BUCTRIL[®] HERBICIDE

FOR THE CONTROL OF CERTAIN BROADLEAF WEEDS IN CORN (FIELD AND POP), SORGHUM (GRAIN AND FORAGE), SMALL GRAINS, SEEDLING ALFALFA, FLAX, GARLIC, ONIONS, MINT, GRASSES GROWN FOR SEED AND SOD PRODUCTION, CONSERVATION RESERVE PROGRAM (CRP) ACRES, NON-RESIDENTIAL TURFGRASS, AND NON-CROPLAND/INDUSTRIAL SITES.

ACTIVE INGREDIENT: Octanoic acid ester of bromoxynil* (3,5-dibromo-4-hydroxybenzcnitrile).....**33.4%**
INERT INGREDIENTS:.....**66.6%**
Contains xylene range/petroleum distillates.

*Bromoxynil octanoate equivalent to 22.9% of bromoxynil or not less than 2.0 pounds of bromoxynil per gallon.

E.P.A. Reg. No. 264-437

E.P.A. Est. No.

KEEP OUT OF REACH OF CHILDREN AVISO WARNING

Si usted no entiende la etiqueta, busque a alguien para que se la explique a usted en detalle.
(If you do not understand the label, find someone to explain it to you in detail.)

For **PRODUCT USE** Information Call 1-800-334-9745.

For **MEDICAL And TRANSPORTATION Emergencies ONLY** Call 24 Hours A Day 1-800-334-7577.

STATEMENT OF PRACTICAL TREATMENT ^{ACCEPTED} _{with COMMENTS}

IF SWALLOWED: Get medical attention. Do not induce vomiting, contains petroleum distillates. ~~Do not breathe anything by mouth to an unconscious person.~~

IF ON SKIN: Wash with plenty of soap and water. Get medical attention if irritation persists.

IF IN EYES: Flush with water for 15 minutes. Get medical attention.

3 - 1993

PRECAUTIONARY STATEMENTS

WARNING

HAZARDS TO HUMANS AND DOMESTIC ANIMALS

Harmful if swallowed, or absorbed through skin or inhaled. Avoid contact with skin, eyes or clothing. ~~Avoid breathing spray mist.~~

Under the Federal Insecticide, Fungicide, and Rodenticide Act as amended, for the pesticide registered under EPA Reg. Nr. 264-437

PERSONAL PROTECTIVE EQUIPMENT (PPE)

*Applicators and other handlers must wear clean cotton (or cloth) coveralls that cover all parts of the body except the head, hands and feet. The coveralls must be worn over a long-sleeved shirt and long pants, with clean nitrile, viton or barrier laminated gloves, a chemical-resistant apron when cleaning equipment, goggles or face shield, chemical resistant headgear for overhead exposure and chemical resistant shoes, shoe coverings or boots plus socks.

Discard clothing and other absorbent materials that have been drenched or heavily contaminated with this product's concentrate. Do not reuse them. Follow manufacturer's instructions for cleaning/maintaining PPE. If no such instructions for washables, use detergent and hot water. Keep and wash PPE separately from other laundry.

If you will handle a total of 60 gallons or more of this product per day, you must use a mechanical transfer system for all mixing and loading operations. If this product is packaged in a 30 gallon drum, you must use a mechanical transfer system which terminates in a drip-free hard coupling which may be used only with a spray or mix tank which has been fitted with a compatible coupling. If you do not presently own or have access to a mechanical transfer system with this type of coupling, contact your dealer for information on how to obtain such a system or to modify your present system. When using a mechanical transfer system, do not remove or disconnect the pump or probe from the container until the container has been emptied and rinsed. The pump or probe system must be used to rinse the empty container and to transfer the rinsate directly to the mixing or spray tank.

Application from a tractor with a completely enclosed cab or aerial application is required whenever this product is applied to 360 or more acres in a day. To avoid contamination, coveralls and gloves worn when handling the concentrate must be removed prior to entering an enclosed cab or cockpit. When applying from a tractor with an enclosed cab, clean coveralls and clean nitrile gloves must be kept inside the cab, and must be worn when exiting the cab to perform in-field maintenance or repair.

To reduce exposure to residues, wash the spray rig, tractor, and all other equipment used to handle or apply this product with water daily or before using the equipment for any other purpose.

APPLICATION BY CHEMIGATION must be done by fixed pipe, overhead sprinkler systems or hand moved pipe. If hand moved pipe is used for chemigation, the pipe must not be handled in any way until 24 hours after chemigation has been completed and residues have been flushed from the system. When applying by chemigation, no person may enter the application site unless in an enclosed vehicle.

DURING AERIAL APPLICATION, human flaggers are prohibited unless in enclosed vehicles. Aerial application is prohibited within 300 feet of residential areas (e.g., homes, schools, hospitals, shopping areas, etc.)

BEST AVAILABLE COPY

User Safety Recommendations

Users should wash hands before eating, drinking, chewing gum, using tobacco or using the toilet. Remove clothing immediately if pesticide gets inside. Then wash body thoroughly and put on clean clothing.

ENVIRONMENTAL HAZARDS

This pesticide is toxic to wildlife and fish. Use with care when applying to areas frequented by wildlife or adjacent to any body of water. For terrestrial uses, do not apply directly to water, or to areas where surface water is present or to intertidal areas below the mean high water mark. Do not apply when weather conditions favor drift from target areas. Do not contaminate water when disposing of equipment washwaters.

PHYSICAL AND CHEMICAL HAZARDS

Do not use or store near heat or open flame.

DIRECTIONS FOR USE

It is a violation of Federal Law to use this product in a manner inconsistent with its labeling.
Read entire label before using this product.

Do not apply this product in a way that will contact workers or other persons, either directly or through drift. Only protected handlers may be in the area during application. For any requirements specific to your State or Tribe, consult the agency responsible for pesticide regulation.

AGRICULTURAL USE REQUIREMENTS

Use this product only in accordance with its labeling and with the Worker Protection Standard, 40 CFR part 170. This standard contains requirements for the protection of agricultural workers on farms, forests, nurseries, and greenhouses, and handlers of agricultural pesticides. It contains requirements for training, decontamination, notification, and emergency assistance. It also contains specific instructions and expectations pertaining to the statements on this label about personal protective equipment (PPE) and restricted-entry intervals. The requirements in this box only apply to uses of this product that are covered by the Worker Protection Standard.

Do not enter or allow worker entry into treated areas during the restricted entry interval (REI) of 12 hours.

PPE required for early entry to treated areas that is permitted under the Worker Protection Standard and that involves contact with anything that has been treated, such as plants, soil, or water, is coveralls over long-sleeved shirt and long pants, clean nitrile, viton or barrier laminated gloves, chemical-resistant footwear plus socks, chemical-resistant headgear for overhead exposure and protective eyewear.

STORAGE AND DISPOSAL

STORAGE

Do not contaminate water, food, or feed by storage or disposal.
Do not store near fertilizers or seeds. Store at temperatures above 3° F. If allowed to freeze, remix before using.

PESTICIDE DISPOSAL

Wastes resulting from the use of this product may be disposed of on site or at an approved waste disposal facility.

CONTAINER DISPOSAL

Triple rinse (or equivalent). Then offer for recycling or reconditioning, or puncture and dispose of in a sanitary landfill, or incineration or if allowed by state and local authorities, by burning. If burned, stay out of smoke.

RETURNABLE -- REFILLABLE CONTAINERS

After use, return the container to the point of purchase or designated localities. This container must only be refilled with BUCTRIL® Herbicide. DO NOT REUSE THE CONTAINER FOR ANY OTHER PURPOSE. Prior to refilling, inspect thoroughly for damage such as cracks, punctures, abrasions and damaged or worn out threads on closure devices. Do not refill or transport damaged or leaking containers. Check for leaks after refilling and before transportation. For information on the disposal of unused, unwanted product, contact Rhône-Poulenc at 1-800-334-9745. For information on cleanup of spills, contact Rhône-Poulenc at 1-800-334-7577. If the container is not being refilled, return it to the point of purchase.

GENERAL INFORMATION

BUCTRIL® is formulated as an emulsifiable concentrate of octanoic acid ester of bromoxynil containing the equivalent of 2 pounds of bromoxynil per gallon.

BUCTRIL® is a selective postemergence herbicide for control of important broadleaf weeds infesting field corn, popcorn, sorghum, small grains (wheat, barley, oats, rye, triticale), seedling alfalfa, flax, onions, garlic, mint, grasses grown for seed or sod production, non-residential turfgrasses, and non-cropland and industrial sites. Optimum weed control is obtained when BUCTRIL® is applied to actively growing weed seedlings. BUCTRIL® is primarily a contact herbicide, therefore thorough coverage of the weed seedlings is essential for optimum control.

BUCTRIL® has little residual activity. Therefore subsequent flushes of weeds will not be controlled by the initial treatment. Generally crops that form a good canopy will help shade subsequent weed flushes. However, certain crops or short-straw varieties, for example Yaccora Rojo wheat, may not develop the crop canopy fast enough to shade the subsequent flushes of weeds.

Occasional transitory leaf burn may occur. The temporary leaf burn is similar to that seen with liquid fertilizer. Because the activity of BUCTRIL® is not systemic, recovery of the crop is generally rapid with no lasting effect. Frequency and amount of leaf burn may be greater when crops are stressed by abrasive winds, cool to cold evening temperatures or mechanical injury, such as that caused by

hail, sleet or insect feeding. To reduce the potential for temporary leaf burn, applications should be made to dry foliage in the recommended spray volumes per acre when weather conditions are not extreme.

MIXING, LOADING AND HANDLING INSTRUCTIONS

2.5 Gallon Containers

It is strongly recommended that special care be taken in mixing and loading this product. Hands should be placed on the container in such a way as to avoid possible drip or splash. Correct procedures for mixing and loading are provided in Rhône-Poulenc Ag Company's Educational Program.

30 Gallon and Bulk Containers

If you will handle a total of 60 gallons or more of this product per day, you must use a mechanical transfer system for all mixing and loading operations. If this product is packaged in a 30 gallon drum, you must use a mechanical transfer system which terminates in a drip-free hard coupling which may be used only with a spray or mix tank which has been fitted with a compatible coupling. If you do not presently own or have access to a mechanical transfer system with this type of coupling, contact your dealer for information on how to obtain such a system or to modify your present system. When using a mechanical transfer system, do not remove or disconnect the pump or probe from the container until the container has been emptied and rinsed. The pump or probe system must be used to rinse the empty container and to transfer the rinsate directly to the mixing or spray tank.

BUCTRIL® ALONE: Fill the spray tank 1/2 to 3/4 full with clean water. Begin agitation and add the recommended amount of BUCTRIL®. Add water to the spray tank to the desired level. Maintain sufficient agitation to ensure a uniform spray mixture during application.

TANK MIXTURES: BUCTRIL® can be applied in tank mixture with many other herbicides and insecticides registered for use on approved crops. Refer to the specific crop section for rate recommendations and other restrictions. To apply BUCTRIL® in mixture with another product, fill the spray tank 1/2 to 3/4 full with clean water and begin agitation. If tankmixing with wettable powder, soluble powder, flowable or dry flowable products, add the powder or flowable product first. After the other herbicide is thoroughly mixed with water add the recommended amount of BUCTRIL® and add water to the spray tank to the desired level. If tankmixing with other product types, add the BUCTRIL® first before adding the other product. Always mix one product in water thoroughly before adding another product or compatibility problems may occur. Never mix two products together without first mixing in water.

Maintain sufficient agitation while mixing and during application to ensure a uniform spray mixture. If spray mixture is allowed to remain without agitation for short periods of time, be sure to agitate until uniformly mixed before application.

COMPATIBILITY OF INSECTICIDES WITH BUCTRIL®

The following foliar insecticides are compatible with BUCTRIL® Herbicide as tank mixtures.

INSECTICIDE COMMON NAME	TRADE NAME	FORMULATION
Diazinon	Various	Emulsifiable Concentrate
Dimethoate	Various	Emulsifiable Concentrate
Trichlorfon	Dylox ²	Soluble Powder
Carbofuran	Furadan ⁶	Flowable
Chlorpyrifos	Lorsban ⁴	Emulsifiable Concentrate
Malathion	Various	Emulsifiable Concentrate
Oxydemeton-methyl	Metasystox-R ²	Sprayable Concentrate
Permethrin	Pounce ⁶	Emulsifiable Concentrate
Fenvalerate	Pydrin ⁵	Emulsifiable Concentrate
Carbaryl	Sevin ⁹	Sprayable wettable powder or Flowable
Demeton	Systox ²	Emulsifiable Concentrate

If tank mixing with products other than those listed above or within each crop section, a compatibility test is recommended to ensure satisfactory spray preparation. To test for compatibility, use a small container and mix a small amount (0.5 to 1 quart) of spray, combining all ingredients in the same ratio as the anticipated use. If any indications of physical incompatibility develop, do not use this mixture for spraying. Indications of incompatibility usually will appear within 5 to 15 minutes after mixing. To ensure maximum crop safety and weed control, follow all cautions and limitations on this label and the labels of products used in the tank mixture with BUCTRIL®.

SPRAYABLE LIQUID FERTILIZERS AND SPRAY ADDITIVES

BUCTRIL® can be applied in combination with sprayable liquid fertilizer or spray additives such as surfactants or crop oil concentrate. When tankmixing with liquid fertilizer always add the fertilizer to the spray tank first and agitate thoroughly before adding BUCTRIL®. Always predetermine the compatibility with liquid fertilizer by mixing small proportional quantities in advance. Agitation must be maintained during filling and application operations to ensure that BUCTRIL® is evenly mixed with the fertilizer. Leaf burn may occur when BUCTRIL® is applied with liquid fertilizer, but new leaves are not adversely affected.

CAUTION: Fertilizers and spray additives can increase foliage leaf burn when applied with BUCTRIL®. Do not apply fertilizers or spray additives with BUCTRIL® if leaf burn is a major concern due to environmental conditions, crop or variety sensitivity to BUCTRIL®. Do not apply BUCTRIL® in combination with fertilizers or spray additives if restricted under the individual crop use directions.

BEST AVAILABLE COPY

APPLICATION PROCEDURES

BUCTRIL® can be applied to registered use areas by ground, aerial and sprinkler irrigation equipment. The following provides recommended methods of application for each crop.

CROP	TYPE OF APPLICATION EQUIPMENT		
	GROUND	AERIAL	SPRINKLER IRRIGATION
Corn (field and pop)	X	X	X
Sorghum (grain and forage)	X	X	X
Small grains	X	X	X
Seedling alfalfa	X	X	X
Hay	X	X	X
Garlic	X	X	X
Onions	X	X	X
Mint	X		
Grass grown for seed or sod production	X	X	
Conservation Reserve Program (CRP) acres	X	X	
Non-residential turfgrass	X	X	
Non-cropland/Industrial sites	X	X	

(X) indicates recommended application use

GROUND APPLICATION

Use a standard herbicide boom sprayer that provides uniform and accurate application. Sprayer should be equipped with screens no finer than 50 mesh in the nozzle tips and in-line strainers.

Select a spray volume and delivery system that will ensure thorough and uniform spray coverage. For optimum spray distribution and thorough coverage use of flat fan nozzles (maximum tip size 8008) with a minimum spray pressure of 30 psi at the nozzle tips are recommended. Other nozzle types that produce coarse spray droplets may not provide adequate coverage of the weeds to ensure optimum control. Raindrop(3) nozzles are not recommended as weed control with BUCTRIL® may be reduced. In general a minimum spray volume of 10 gallons per acre (GPA) is recommended for optimum spray coverage. A minimum of 5 GPA with a minimum spray pressure of 50 psi may be used with higher speed, low volume ground application if ground terrain, crop and weed density allow effective spray distribution. When using higher speed equipment a maximum speed of 10 mph is suggested if field conditions cause excessive boom movement during application and subsequent poor spray coverage. Ground applications made when dry, dusty field conditions exist may provide reduced weed control in wheel track areas.

When weed infestations are heavy, use of higher spray volumes and spray pressure will be helpful in obtaining uniform weed coverage. When corn or grain sorghum are large enough to interfere with the spray pattern, drop nozzles should be used to obtain uniform weed coverage. If you are unsure of the infestation level or size of crop, consult your local extension service.

Do not apply when winds are gusty or when other conditions favor poor spray coverage and/or off target spray movement.

AERIAL APPLICATION

Use orifice discs, cores and nozzle types and arrangements that will provide for optimum spray distribution and maximum coverage. In general a minimum spray volume of 5 GPA and a maximum pressure of 40 psi are recommended. A minimum spray volume of 3 GPA may be used if crop canopy and weed density allow adequate spray coverage at that gallonage.

Do not apply during inversion conditions, when winds are gusty or when other conditions favor poor spray coverage and/or off target spray movement. Off target spray movement can be minimized by increasing the spray volume per acre and not applying when winds exceed 10 mph.

SPRINKLER IRRIGATION APPLICATION

BUCTRIL® Herbicide can be applied through sprinkler irrigation systems to small grains, field corn, popcorn, and grain sorghum, onions, garlic, and seedling alfalfa.

Apply BUCTRIL® Herbicide through sprinkler systems including center pivot, lateral move, side (wheel) roll, solid set or hand move irrigation systems only. If hand moved pipe is used for chemigation, the pipe must not be handled in any way until 24 hours after chemigation has been completed and residues have been flushed from the system. When applying by chemigation, no person may enter the application site unless in an enclosed vehicle. Do not apply this product through any other type of irrigation system.

SPECIFIC REQUIREMENTS FOR APPLICATION THROUGH AUTOMATED SPRINKLER IRRIGATION SYSTEM.

1. The system must contain a functional check valve, vacuum relief valve, and low pressure drain appropriately located on the irrigation pipeline to prevent water source contamination from backflow.
2. The pesticide injection pipeline must contain a functional, automatic, quick-closing check valve to prevent the flow of fluid back toward the injection pump.
3. The pesticide injection pipeline must also contain a functional, normally closed, solenoid-operated valve located on the intake side of the injection pump and connected to the system interlock to prevent fluid from being withdrawn from the supply tank when the irrigation system is either automatically or manually shut down.

BEST AVAILABLE COPY

4. The system must contain functional interlocking controls to automatically shut off the pesticide injection pump when the water pump motor stops.
5. The irrigation line or water pump must include a functional pressure switch which will stop the water pump motor when the water pressure decreases to the point where pesticide distribution is adversely affected.
6. Systems must use a metering pump, such as a positive displacement injection pump (e.g., diaphragm pump) effectively designed and constructed of materials that are compatible with pesticides and capable of being fitted with a system interlock.
7. Do not apply when wind speed favors drift beyond the area intended for treatment.
8. Agitation is recommended in the pesticide supply tank when applying the BUCTRIL® Herbicide.
9. BUCTRIL® Herbicide should be applied continuously for the duration of the water application with center pivot and continuous lateral move systems. Application of BUCTRIL® Herbicide should be made during the last 30-45 minutes of the irrigation set with other overhead sprinkler systems.
10. For best performance, set the sprinkler system to deliver approximately 0.5 inch or less of water per acre.
11. Remove scale, pesticide residues and other foreign matter from the supply tank and entire injector system. Flush with clean water.
12. If BUCTRIL® Herbicide is diluted in the supply tank, fill the tank with half of the water amount desired, add the BUCTRIL® and then add remaining water amount with agitation. Always dilute with at least 4 parts water to 1 part BUCTRIL®.
13. Start the sprinklers and then inject BUCTRIL® Herbicide into the irrigation line. BUCTRIL® should be injected with a positive displacement pump into the main line at least 8 feet ahead of a right angle turn to insure adequate mixing. Refer to the BUCTRIL® Herbicide label for detailed information on application rates and timings.

CHEMIGATION USER PRECAUTIONS

Application of more than 0.5 inch/acre of irrigation water may result in decreased product performance on certain soils. Do not apply when conditions favor drift, when system connections or fittings leak, or when nozzles do not provide uniform distribution. Allow sufficient time for pesticide to be flushed through all the lines and nozzles before turning off irrigation water. Crop injury, lack of effectiveness, or illegal pesticide residues in the crop can result from non-uniform distribution of treated water. Do not connect an irrigation system used for pesticide application to a public water system. If you have questions about calibration, you should contact State Extension Service specialists, equipment manufacturers or other experts. A person knowledgeable of the chemigation system and responsible for its operations, or under the supervision of the responsible person, shall shut the system down and make necessary adjustments should the need arise.

CULTIVATION

When properly utilized, timely cultivations of row crops may aid overall weed control efforts as well as crop growth. However, cultivation BEFORE or DURING BUCTRIL® applications may place target weeds under stress, resulting in erratic weed control. Whenever BUCTRIL® is being utilized in an overall weed control program, plan to postpone any anticipated cultivations until 5-7 days after application to ensure best performance.

GENERAL WEED LIST

Postemergence application of BUCTRIL® Herbicide will control the following weeds when sprayed in the seedling stage. Maximum weed stage of growth is listed under RECOMMENDED USES for each crop.

MOST SUSCEPTIBLE BROADLEAF WEED SPECIES

Annual Sowthistle	(<i>Sonchus oleraceus</i>)
Black Nightshade	(<i>Solanum nigrum</i>)
Blue Mustard	(<i>Chorispora tenella</i>)
Bristly starbur	(<i>Acanthospermum hispidum</i>)
Coast Fiddleneck	(<i>Amsinckia intermedia</i>)
Common Cocklebur	(<i>Xanthium strumarium</i>)
Common Lambsquarters	(<i>Chenopodium album</i>)
Common Tarweed	(<i>Hemizonia congesta</i>)
Cutleaf Nightshade	(<i>Solanum triflorum</i>)
Eastern Black Nightshade	(<i>Solanum ptycanthum</i>)
Field Pennycress	(<i>Thlaspi arvense</i>)
Green Smartweed	(<i>Polygonum scabrum</i>)
Hairy Nightshade	(<i>Solanum sarachoides</i>)
Jimsonweed	(<i>Datura stramonium</i>)
Ladysthumb	(<i>Polygonum persicaria</i>)
Pennsylvania Smartweed	(<i>Polygonum pennsylvanicum</i>)
Pepperweed spp.	(annual) (<i>Lepidium spp.</i>)
Shepherdspurse	(<i>Capsella bursa-pastoris</i>)
Silverleaf Nightshade	(<i>Solanum elaeagnifolium</i>)
Tartary Buckwheat	(<i>Fagopyrum tataricum</i>)
¹ Sunflower	(<i>Helianthus annuus</i>)
Wild Buckwheat	(<i>Polygonum convolvulus</i>)

¹For control of sunflower, delay application until first emerging sunflower seedlings are 4 inches in height.

BEST AVAILABLE COPY

SUSCEPTIBLE BROADLEAF WEED SPECIES

Buffalobur	(<i>Solanum rostratum</i>)
Common Groundsel	(<i>Senecio vulgaris</i>)
Common ragweed	(<i>Ambrosia artemisiifolia</i>)
Corn Chamomile	(<i>Anthemis arvensis</i>)
Corn Gromwell	(<i>Lithospermum arvense</i>)
Cow Cockle	(<i>Saponaria vaccaria</i>)
Giant Ragweed	(<i>Ambrosia trifida</i>)
Hemp Sesbania	(<i>Sesbania exaltata</i>)
Ivyleaf morningglory	(<i>Pomoea hederacea</i>)
Knawel	(<i>Scleranthus annus</i>)
² Kochia	(<i>Kochia scoparia</i>)
London Rocket	(<i>Sisymbrium irio</i>)
Mayweed	(<i>Anthemis cotula</i>)
Field morningglory	(<i>Pomoea hederacea</i>)

Prostrate Knotweed	(<i>Polygonum aviculare</i>)
Puncture Vine	(<i>Tribulus terrestris</i>)
² Redroot Pigweed	(<i>Amaranthus retroflexus</i>)
Russian Thistle	(<i>Salsola kali</i>)
² Spiny Pigweed	(<i>Amaranthus spinosus</i>)
Tall Morningglory	(<i>Pomoea purpurea</i>)
² Tall Waterhemp	(<i>Amaranthus tuberculatus</i>)
Tumble mustard	(<i>Sisymbrium altissimum</i>)
Velvetleaf	(<i>Abutilon theophrasti</i>)
Venice Mallow	(<i>Hibiscus trionum</i>)
Wild Mustard	(<i>Sinapis arvensis</i>)
Wild Radish	(<i>Raphanus raphanistrum</i>)

² For effective control, these weeds should not exceed the 4 leaf stage or 2 inches in height, whichever comes first.

WEED SUPPRESSION

BUCTRIL® suppresses the growth of Canada thistle (*Cirsium arvense*) by burning down top growth. Regrowth may occur.

CALIFORNIA REGISTRATIONS

Only the following recommendations referenced in this label are registered for use in California: seedling alfalfa, small grains (wheat, barley, oats, rye and triticale), flax, corn (post emergence application only), sorghum (post emergence application only), onions, garlic; chemigation in seedling alfalfa, small grains, onions and garlic; 2,4-D and MCPA tank mixtures in small grains; 2,4-D and atrazine tank mixtures in corn and sorghum; 2,4-DB tank mixtures in seedling alfalfa; grass for seed and sod production, non-residential turfgrass; and non-cropland and industrial sites. All applications must be made with a minimum spray volume of 10 GPA by ground or 5 GPA by air equipment.

SPECIFIC CROP RECOMMENDATIONS

CEREAL GRAIN CROPS

- Corn (Field and Pop) and Sorghum (Grain and Forage)
- Small Grains (Wheat, Barley, Oats, Rye and Triticale)

FORAGE, FIBER AND SPECIALITY CROPS


- Alfalfa (Seedling)
- Flax
- Garlic
- Mint (Established Peppermint and Spearmint)
- Onions

GRASS CROPS

- Conservation Reserve Program Areas (CRP)
- Grass Grown for Non-Residential Turf, Seed or Sod Production
- Non-Residential Turfgrass

NON-CROPLAND

- Non-cropland and Industrial Sites




CEREAL GRAIN CROPS

CORN (FIELD AND POP) AND SORGHUM (GRAIN AND FORAGE)

BUCTRIL® RECOMMENDATIONS

PRODUCT	RATE	APPLICATION TIMING AND SPECIFIC COMMENTS	
		CROP	WEEDS
BUCTRIL®	Preemergence 1-1 1/2 pints/A	Apply to corn or sorghum before planting until just prior to crop emergence.	See CORN AND SORGHUM APPLICATION RATE TABLE - BUCTRIL® for list of weeds and corresponding stages of growth that are controlled by BUCTRIL® at recommended rates of application. For control of additional weeds not listed in the rate table see the GENERAL WEED LIST.
	1 pint/A	Apply to corn after emergence but prior to tassel emergence. Apply to sorghum after emergence but prior to the preboot stage (growth stage 4).	
	1 1/2 pints/A	Apply to corn between the 4 leaf stage and prior to tassel emergence. Apply to sorghum between the 4 leaf stage and prior to preboot stage (growth stage 4).	
BUCTRIL®	2 Pints/A	Apply to field corn only between the 4-leaf stage and prior to tassel emergence. WARNING: DO NOT APPLY THE 2 PINT/A RATE OF BUCTRIL® ALONE OR IN TANK-MIXTURES TO SORGHUM.	Apply to MOST SUSCEPTIBLE broadleaf weeds up to the 8 leaf stage or 4 inches in height or 2 inches in diameter, whichever comes first. Apply to SUSCEPTIBLE broadleaf weeds up to the 4 leaf stage, 2 inches in height or 1 inch in diameter, whichever comes first.
	Chemigation 2 pints/A only	Apply to corn after emergence but prior to tassel emergence. Apply to sorghum after emergence but prior to preboot stage (growth stage 4). Apply through automated sprinkler irrigation systems with a mechanical transfer loading system only. See MIXING, LOADING AND HANDLING INSTRUCTIONS section for complete details.	Apply to MOST SUSCEPTIBLE broadleaf weeds up to the 8 leaf stage or 4 inches in height or 2 inches in diameter, whichever comes first. Apply to SUSCEPTIBLE broadleaf weeds up to the 4 leaf stage, 2 inches in height or 1 inch in diameter, whichever comes first.

BEST AVAILABLE COPY



CORN AND SORGHUM APPLICATION RATE TABLE - BUCTRIL®

WEED SPECIES ¹		1 Pint/A		1 1/2 to 2 Pints/A ⁴	
When determining leaf stage, count all leaves except cotyledonary leaves		Max. Leaf Stage	Max. Weed Height (Inches)	Max. Leaf Stage	Max. Weed Height (Inches)
Black Nightshade	(<i>Solanum nigrum</i>)	6	6	6	6
Buffalobur	(<i>Solanum rostratum</i>)	4	2	6	4
Common Cocklebur	(<i>Xanthium strumarium</i>)	6	8	8	10
Common Lambsquarters	(<i>Chenopodium album</i>)	-	6	-	8
Common Ragweed	(<i>Ambrosia artemisiifolia</i>)	6	4	8	6
Eastern Black Nightshade	(<i>Solanum ptycanthum</i>)	6	6	6	6
Giant Ragweed	(<i>Ambrosia trifida</i>)	6	4	6	6
Hemp Sesbania	(<i>Sesbania exaltata</i>)	-	-	4	4
Ivyleaf Morningglory	(<i>Ipomoea hederacea</i>)	3	3	4	4
Jimsonweed	(<i>Datura stramonium</i>)	4	4	6	6
Kochia	(<i>Kochia scoparia</i>)	-	-	-	2
Ladysthumb	(<i>Polygonum persicaria</i>)	4	4	6	6
Pennsylvania Smartweed	(<i>Polygonum pennsylvanicum</i>)	4	4	6	6
Redroot Pigweed ³	(<i>Amaranthus retroflexus</i>)	-	-	4	2
Spiny Pigweed ³	(<i>Amaranthus spinosus</i>)	-	-	4	2
Sunflower	(<i>Helianthus annuus</i>)	4	6	6	8
Tall Morningglory	(<i>Ipomoea purpurea</i>)	3	3	4	4
Fall Waterhemp ³	(<i>Amaranthus tuberculatus</i>)	-	-	4	2
Velvetleaf	(<i>Abutilon theophrasti</i>)	4	3	6	5
Venice Mallow	(<i>Hibiscus trionum</i>)	-	-	4	2
Wild Buckwheat	(<i>Polygonum convolvulus</i>)	4	6	6	8
Wild Mustard	(<i>Sinapis arvensis</i>)	-	-	4	4
WEEDS SUPPRESSED²					
Canada Thistle	(<i>Cirsium arvense</i>)	Not Recommended		8 inch to bud stage	


¹ When determining leaf stage, count all leaves except cotyledonary leaves.
² BUCTRIL® suppresses the growth by burning down of top growth. Regrowth may occur.
³ Control of pigweeds in the high plains areas of Texas and Oklahoma may not be satisfactory with BUCTRIL® Herbicide. Repeat applications may be necessary to achieve satisfactory control.
⁴ Do not apply BUCTRIL at the 2 pint/A rate to sorghum

BUCTRIL® TANK MIXTURE RECOMMENDATIONS

PRODUCT	RATE	APPLICATION TIMING AND SPECIFIC COMMENTS	
		CROP	WEEDS
BUCTRIL® + atrazine	Preemergence 3/4-1 1/2 pints/A + 1/2-1 1/5 lb ai/A	Apply to corn or sorghum before planting until just prior to crop emergence.	See CORN AND SORGHUM APPLICATION RATE TABLE - BUCTRIL® + ATRAZINE TANK MIXTURES for list of weeds and corresponding stages of growth that are controlled by BUCTRIL® + Atrazine tank mixtures at recommended rates of application. For control of additional weeds not listed in the rate table see the GENERAL WEED LIST.
	3/4-1 pin/A + 1/2-1 1/5 lb ai/A	Apply to corn after emergence but before corn is 12 inches tall. Apply to sorghum after the 3 leaf stage but prior to the preboot stage (growth stage 4) or 12 inches in height, whichever comes first.	
	1 1/2 pints/A + 1/2-1 1/5 lb ai/A	Apply to corn between the 4 leaf stage and before corn is 12 inches tall. Apply to sorghum after the 4 leaf stage but prior to the preboot stage (growth stage 4) or 12 inches in height, whichever comes first.	

ATRAZINE TANK MIX RESTRICTIONS

Atrazine is a Restricted Use Herbicide due to ground water concerns, users must read and follow all precautionary statements and instructions on the atrazine label in order to minimize the potential for atrazine to reach ground water.



CORN AND SORGHUM APPLICATION RATE TABLE - BUCTRIL® + ATRAZINE TANK MIXTURES

WEED SPECIES ¹		BUCTRIL® AND ATRAZINE RATE (TANK MIX)											
		3/4 Pint/A		3/4 Pint/A		1 Pint/A		1 Pint/A		1 1/2 Pint/A		1 1/2 Pint/A	
		1/2 lb ai/A		1 1/5 lb ai/A		1/2 lb ai/A		1 1/5 lb ai/A		1/2 lb ai/A		1 1/5 lb ai/A	
When determining leaf stage, count all leaves except cotyledonary leaves		MAX LEAF STAGE	MAX WEED HEIGHT	MAX LEAF STAGE	MAX WEED HEIGHT	MAX LEAF STAGE	MAX WEED HEIGHT	MAX LEAF STAGE	MAX WEED HEIGHT	MAX LEAF STAGE	MAX WEED HEIGHT	MAX LEAF STAGE	MAX WEED HEIGHT
Black Nightshade	(<i>Solanum nigrum</i>)	4	4	4	4	6	6	6	6	6	6	6	6
Buffalo bur	(<i>Solanum rostratum</i>)	4	4	4	4	6	4	6	4	6	4	6	4
Burcucumber	(<i>Sicyos angulatus</i>)	4	4	4	4	4	4	6	6	6	6	6	6
Common Cocklebur	(<i>Xanthium strumarium</i>)	6	8	8	10	8	10	10	12	10	12	10	12
Common Lambquarters	(<i>Chenopodium album</i>)	-	6	-	10	-	10	-	12	-	12	-	12
Common Ragweed	(<i>Ambrosia artemisiifolia</i>)	6	4	8	6	8	6	8	6	8	6	8	6
Eastern Black Nightshade	(<i>Solanum pycnanthum</i>)	4	4	4	4	6	6	6	6	6	6	6	6
Entireleaf Morningglory	(<i>Ipomoea hederacea</i>)	-	-	4	3	4	3	4	3	4	3	4	3
Giant Ragweed	(<i>Ambrosia trifida</i>)	4	6	6	8	6	8	6	8	8	10	6	10
Hemp Sesberia	(<i>Sesberia exaltata</i>)	4	4	4	4	4	4	4	4	4	4	4	4
Heartleaf Morningglory	(<i>Ipomoea hederacea</i>)	3	3	4	4	4	4	4	4	4	4	4	4
Jimsonweed	(<i>Datura stramonium</i>)	4	4	4	4	6	6	6	6	6	6	6	6
Kochia	(<i>Kochia scoparia</i>)	-	2	-	2	-	2	-	2	-	4	-	4
Ladythumb	(<i>Polygonum persicaria</i>)	4	4	4	4	6	6	8	8	8	8	8	8
Lanceleaf Morningglory	(<i>Ipomoea wrightii</i>)	-	-	4	3	4	3	4	3	4	3	4	3
Leaf Morningglory	(<i>Ipomoea lacunosa</i>)	3	3	4	4	4	4	4	4	4	4	4	4
Pennsylvania Smartweed	(<i>Polygonum pennsylvanicum</i>)	4	4	4	4	6	6	8	8	8	8	8	8
Prickly Sida	(<i>Sida spinosa</i>)	-	-	6	2	4	1	6	2	4	1	6	2
Puncturevine	(<i>Tribulus terrestris</i>)	-	-	-	-	-	-	6	4	6	4	6	4
Purple Morningglory	(<i>Ipomoea muricata</i>)	-	-	2	3	2	3	2	3	2	3	2	3
Redroot Pigweed ³	(<i>Amaranthus retroflexus</i>)	4	2	8	6	6	4	8	6	6	4	8	6
Smallflower Morningglory	(<i>Jacquemontia tamnifolia</i>)	-	-	4	3	4	3	4	3	4	3	4	3
Smooth Pigweed ³	(<i>Amaranthus hybridus</i>)	4	2	6	4	4	2	6	4	6	4	6	4
Spiny Pigweed ³	(<i>Amaranthus spinosus</i>)	4	2	8	6	6	4	8	6	6	4	8	6
Sunflower	(<i>Helianthus annuus</i>)	6	8	8	10	8	10	10	12	10	12	10	12
Tall Morningglory	(<i>Ipomoea purpurea</i>)	3	3	4	4	4	4	4	4	4	4	4	4
Tall Waterhemp ³	(<i>Amaranthus tuberculatus</i>)	4	2	8	6	6	4	8	6	6	4	8	6
Toothed Spurge	(<i>Euphorbia dentata</i>)	2	2	2	2	4	4	4	4	4	4	4	4
Velvetleaf	(<i>Abutilon theophrasti</i>)	4	3	4	3	6	5	6	5	6	5	6	5
Venice Mallow	(<i>Hibiscus trionum</i>)	4	2	4	2	4	2	4	2	4	2	4	2
Wild Buckwheat	(<i>Polygonum convolvulus</i>)	6	8	8	10	8	10	10	12	10	12	10	12
Wild Mustard	(<i>Sinapis arvensis</i>)	4	4	4	4	4	4	4	4	4	4	4	4

WEEDS SUPPRESSED ²		3/4 Pint/A		1 Pint/A		1 1/2 Pint/A	
		Not Recommended	Recommended	Not Recommended	Recommended	Not Recommended	Recommended
Canada thistle	(<i>Cirsium arvense</i>)	Not Recommended	Recommended	Not Recommended	Recommended	Not Recommended	Recommended

- When determining leaf stage, count all leaves except cotyledonary leaves.
- Selected rates of BUCTRIL® + atrazine tank mixtures suppress the growth by burning down of top growth. Regrowth may occur.
- If pigweeds (*Amaranthus sp.*) present in the field to be treated have been identified as triazine resistant biotypes, use BUCTRIL® at 1 1/2 pints/A in a tank mixture with atrazine at 1/2 or 1 1/5 lb ai/A. Applications should be made when pigweeds do not exceed the 4-leaf stage and 2 inches in height. Control of pigweeds in the high plains areas of Texas and Oklahoma may not be satisfactory with BUCTRIL® + atrazine tank mixtures. Repeat applications may be necessary to achieve satisfactory control.

ATRAZINE CONVERSION TABLE^{1/}

ATRAZINE FORMULATION	ATRAZINE RATE POUNDS OF ACTIVE INGREDIENT PER ACRE	ATRAZINE FORMULATION RATE PER ACRE
Atrazine 4L	1/2	1 Pint
Atrazine 80WP	1 1/5	2 2/5 Pints
	1/2	5/8 Pound
	1 1/5	1 1/2 Pounds
Aatrex® Nine-O ¹²	1/2	3/5 Pound
	1 1/5	1 1/3 Pounds

^{1/}Follow all precautions and limitations on the labels of products used in tank mixture with BUCTRIL®.

BEST AVAILABLE COPY

SPECIAL USE DIRECTIONS FOR OTHER WEED PROBLEMS IN CORN AND SORGHUM

Large Common Cocklebur, Common Lambsquarters and Sunflower

For control of common cocklebur and common lambsquarters up to 14 inches in height and sunflower up to 18 inches in height, use a postemergence application of BUCTRIL® at 1 pint/A. Make a second application of BUCTRIL® at the same rate 7 to 10 days later.

Large Velvetleaf

For control of velvetleaf up to 14 inches in height, use postemergence application of BUCTRIL® at 1 1/2 - 2 pints/A or BUCTRIL® + atrazine tank mixture at 1 pint/A + 1 1/5 lb ai/A. Make a second application of BUCTRIL® at 1 pint/A 7 to 10 days later, but do not exceed a total of 9 pints/A of BUCTRIL® per season on field or popcorn.

Canada Thistle Management


For effective management of Canada thistle, the following BUCTRIL® treatments should be applied to thistle from 8" to the bud stage for in-season burndown of top growth:

- BUCTRIL® at 1 1/2 - 2 pints/A
- BUCTRIL® at 1 - 1 1/2 pints/A + atrazine at 1/2 - 1 1/5 lbs ai/A
- BUCTRIL® at 1 - 1 1/2 pints/A + Banvel/Clarity at 1/4 - 1/2 pint/A
- BUCTRIL® at 1 - 1 1/2 pints/A + atrazine at 1/2 - 1 1/5 lbs ai/A + Banvel/Clarity at 1/8 - 1/4 pint/A
- BUCTRIL® at 1 - 1 1/2 pints/A + 2,4-D at 1/8 - 1/4 lb ai/A
- BUCTRIL® at 1 - 1 1/2 pints/A + atrazine at 1/2 - 1 1/5 lbs ai/A + 2,4-D at 1/8 - 1/4 lb ai/A

If possible follow with cultivation 14-21 days after treatment. In the fall apply 2,4-D (such as Weedone® 638), Banvel¹⁰/Clarity or Roundup® at recommended rates to Canada thistle 4-8 inches tall prior to killing frost. Follow with a similar control program in next years rotational crop.

ADDITIONAL BUCTRIL® TANK MIXTURE RECOMMENDATIONS

PRODUCT	RATE	APPLICATION TIMING AND SPECIFIC COMMENTS	
		CROP	WEEDS
BUCTRIL® + Banvel ¹⁰ /Clarity	1 pint/A + 1/8-1/2 pint/A	Apply to field corn after emergence but before corn is 36 inches tall or 15 days before tassel emergence, whichever comes first.	All weeds controlled by BUCTRIL® at recommended rates of application plus improved control of pigweed. For Canada thistle burndown and field bindweed suppression up to the mid-bloom stage, use 1/4 - 1/2 pint/A of Banvel/Clarity with BUCTRIL®.
		Apply to sorghum after the 3 leaf stage but prior to the preboot stage (growth stage 4) or 15 inches in height. Do not apply in the boot stage. Use drop nozzles if crop is taller than 8 inches.	
	1 1/2 pints/A + 1/8-1/2 pint/A	Apply to field corn between the 4 leaf stage and before corn is 36 inches tall or 15 days before tassel emergence, whichever comes first.	
		Apply to sorghum after the 4 leaf stage but prior to the preboot stage (growth stage 4) or 15 inches in height. Do not apply in the boot stage. Use drop nozzles if crop is taller than 8 inches.	



APPLICATION TIMING AND SPECIFIC COMMENTS			
PRODUCT	RATE	CROP	WEEDS
BUCTRIL® + atrazine + Banvel®/Clarity	1 pint/A + 1/2-1 1/5 lb ai/A + 1/8-1/4 pint/A	Apply to field corn after emergence but before corn is 12 inches tall. Apply to sorghum after the 3 leaf stage but prior to the preboot stage (growth stage 4) or 12 inches in height, whichever comes first. Use drop nozzles if crop is taller than 8 inches.	All weeds controlled by BUCTRIL® + atrazine tank mixtures at recommended rates of application plus improved control of pigweed. For field bindweed suppression, use 1/4 pint/A of Banvel/Clarity with BUCTRIL®.
	1 1/2 pints/A + 1/2-1 1/5 lb ai/A + 1/8-1/4 pint/A	Apply to field corn between the 4 leaf stage and before corn is 12 inches tall. Apply to sorghum after the 4 leaf stage but prior to the preboot stage (growth stage 4) or 12 inches in height, whichever comes first. Do not apply in the boot stage. Use drop nozzles if crop is taller than 8 inches.	
BUCTRIL® + 2,4-D (such as WEEDONE® and WEEDAR® brand Herbicide)	1 pint/A + 1/16-1/4 lb ai/A	Apply to field corn after emergence but prior to tassel emergence. Use drop nozzles if crop is taller than 8 inches. Apply to sorghum after emergence but prior to the preboot stage (growth stage 4) or 15 inches in height. Use drop nozzles if crop is taller than 8 inches.	All weeds controlled by BUCTRIL® at recommended rates plus improved pigweed and Kochia control. For Canada thistle burndown and field bindweed suppression up to the mid-bloom stage, use 1/8 - 1/4 lb ai/A of 2,4-D with BUCTRIL®.
	1 1/2 pints/A + 1/16-1/4 lb ai/A	Apply to field corn between the 4 leaf stage and prior to tassel emergence. Use drop nozzles if crop is taller than 8 inches. Apply to sorghum after the 4 leaf stage but prior to the preboot stage (growth stage 4) or 15 inches in height. Use drop nozzles if crop is taller than 8 inches.	

BEST AVAILABLE COPY

CORN (FIELD AND POP) AND SORGHUM (GRAIN AND FORAGE)

13 of 30

ADDITIONAL BUCTRIL® TANK MIXTURE RECOMMENDATIONS (continued)

APPLICATION TIMING AND SPECIFIC COMMENTS

PRODUCT	RATE	CROP	WEEDS
BUCTRIL® + atrazine + 2,4-D (such as WEEDONE® and WEEDAR® brand Herbicide)	1 pint/A + 1/2-1 1/5 lb ai/A + 1/16 -1/4 lb ai/A	Apply to field corn after emergence but before the corn is 12 inches tall. Use drop nozzles if crop is taller than 8 inches. Apply to sorghum after the 3 leaf stage but prior to the preboot stage (growth stage 4) or 12 inches in height, whichever comes first. Use drop nozzles if crop is taller than 8 inches.	All weeds controlled by BUCTRIL® + atrazine tank mixtures at recommended rates of application plus improved devils claw control. For Canada thistle burndown and field bindweed suppression, use 1/8 - 1/4 lb ai/A of 2,4-D with BUCTRIL®.
	1 1/2 pints/A + 1/2-1 1/5 lb ai/A + 1/16-1/4 lb ai/A	Apply to field corn between the 4 leaf stage and before the corn is 12 inches tall. Use drop nozzles if crop is taller than 8 inches. Apply to sorghum after the 4 leaf stage but prior to the preboot stage (growth stage 4) or 12 inches in height, whichever comes first. Use drop nozzles if crop is taller than 8 inches.	
BUCTRIL® + Accent ⁵ + non-ionic surfactant	1 pint/A + 2/3 oz/A + 1 qt/100 gal of water (0.25% v/v)	Apply to field corn preemergence or postemergence up to 36 inches tall. Use drop nozzles only when corn is 24 - 36 inches tall. Do not apply this tankmix to sorghum.	All broadleaf weeds controlled by BUCTRIL® at 1-1 1/2 pints/A plus grasses and broadleaves controlled by Accent. For optimum weed control, treat when broadleaves and grasses are in the recommended growth stage or size. Follow the weed size guideline on the BUCTRIL® or Accent labels that are least restrictive.
	1 1/2 pint/A + 2/3 oz/A + 1 qt/100 gal of water (0.25% v/v)	Apply to field corn postemergence after the 4 leaf stage up to 36 inches in height. Use drop nozzles only when corn is 24 - 36 inches tall. Do not apply this tankmix to sorghum.	
JCTRIL® + atrazine + Accent ⁵ + non-ionic surfactant	1 pint/A + 1/2 - 1 1/5 lb ai/A + 2/3 oz/A + 1 qt/100 gal of water (0.25% v/v)	Apply to field corn preemergence through postemergence but before the corn is 12 inches tall. Do not apply this tankmix to sorghum.	All broadleaf weeds controlled by BUCTRIL® + atrazine plus grasses and broadleaves controlled by Accent. For optimum weed control, treat when broadleaves and grasses are in the recommended growth stage or size. Follow the weed size guideline on the BUCTRIL® or Accent labels that are least restrictive.
	1 1/2 pint/A + 1/2 - 1 1/5 lb ai/A + 2/3 oz/A + 1 qt/100 gal of water (0.25% v/v)	Apply to field corn after the 4 leaf stage of crop growth but before the corn is 12 inches tall. Do not apply this tankmix to sorghum.	


BEST AVAILABLE COPY

CORN (FIELD AND POP) AND SORGHUM (GRAIN AND FORAGE)

ADDITIONAL BUCTRIL® TANK MIXTURE RECOMMENDATIONS (continued)

111 4/30

PRODUCT	RATE	APPLICATION TIMING AND SPECIFIC COMMENTS	
		CROP	WEEDS
BUCTRIL® + Beacon + non-ionic surfactant	1 pint/A + 0.38-0.76 oz/A ¹ (1-2 packets/4 acres) + 1 qt/100 gal of water (0.25% v/v)	Apply to field corn from 4 to 20 inches in height. Do not apply this tankmix to sorghum.	All broadleaf weeds controlled by BUCTRIL® at 1 p/A plus grasses and broadleaves controlled by Beacon. For optimum weed control treat when broadleaves and grasses are in the recommended growth stage or size. Follow the weed size guidelines on the BUCTRIL® or Beacon labels that are least restrictive.
BUCTRIL® + Stinger ⁴	1-1 1/2 pints/A + 1/3-2/3 pint/A	Apply to field corn after emergence up to 24 inches in height.	All weeds controlled by BUCTRIL® at recommended rates of application plus improved Canada thistle burndown. For optimum performance apply to Canada thistle at least 4 inches in diameter or height but before bud stage.
	1 1/2 pints/A + 1/3 - 2/3 pint/A	Apply to field corn from 4 leaf stage up to 24 inches in height.	
BUCTRIL® + Atrazine + Stinger ⁴	1 pint/A + 1/2-1 1/5 lb ai/A + 1/3-2/3 pint/A	Apply to field corn after emergence but before corn is 12 inches tall.	All weeds controlled by BUCTRIL® + atrazine tank mixtures at recommended rates of application plus improved Canada thistle burndown. For optimum performance apply to Canada thistle at least 4 inches in diameter or height but before bud stage.
	1 1/2 pints/A + 1/2 - 1 1/5 lb ai/A + 1/3 - 2/3 pint/A	Apply to field corn from 4 leaf stage but before corn is 12 inches tall.	
BUCTRIL® + Pursuit + Nonionic surfactant + UAN Fertilizer solution	3/4-1 pint/A + 4 ounces/A + 1 qt/100 gallons + 1-2 quarts/A	Apply this tankmix only on field corn hybrids possessing resistance to Pursuit herbicide. Contact your seed supplier for further information. Apply this tank mix to corn between the 3 leaf to 8 leaf stage of growth. Do not use crop oil concentrates when applying BUCTRIL® + Pursuit tank mixtures.	This tank mix will control all broadleaf weeds listed as controlled by BUCTRIL® at 3/4-1 pint/A plus giant foxtail, redroot pigweed, and other grass and broadleaf weeds listed on the Pursuit label.



ADDITIONAL BUCTRIL® TANK MIXTURE RECOMMENDATIONS (continued)

APPLICATION TIMING AND SPECIFIC COMMENTS

PRODUCT	RATE	CROP	WEEDS
BUCTRIL® + Bladex 80W ⁵ or Bladex 90DF ⁵	1 pint/A + 1 1/2-2 1/2 lb/A ¹ or 1 3/10-2 1/5 lb/A ¹	Apply to field corn between the 3 leaf stage and before the fifth leaf is visible in the whorl. Tank mixture with Bladex or Extrazine may cause browning, yellowing or stunting of field corn. Do not apply BUCTRIL® in tank mixture with Bladex or Extrazine under cold, wet weather conditions or to weather, storm, disease or insect-stressed field corn. Do not add adjuvants such as surfactants or crop oils or fertilizer solutions as excessive crop injury may occur. Do not apply to popcorn or corn grown for seed.	All weeds controlled by BUCTRIL® at 1 1/2 pints/A plus suppression or control of foxtails and other annual grasses that do not exceed 1 1/2 inches in height.
BUCTRIL® + Extrazine II DF ⁵ or Extrazine 90DF ⁵	1 pint/A + 1 3/10-2 1/5 lb/A ¹	Apply to corn or sorghum before planting time up until just prior to crop emergence.	¹ Determine the Bladex or Extrazine use rate by consulting the tank mixture product use directions for soil texture, organic matter and previous herbicide application to that crop.
BUCTRIL® + Roundup ⁸	Preemergence 1-1 1/2 pints/A + 1/2-3 pints/A	Apply to corn or sorghum before planting time up until just prior to crop emergence.	All weeds controlled by BUCTRIL® at recommended rates of application plus control of certain grass and perennial weeds. Refer to Roundup label for rate to use depending on weeds present at time of application.

RESTRICTIONS AND PRECAUTIONS: Corn (Field and Pop) and Sorghum (Grain and Forage)

- BUCTRIL® does not control grasses. Therefore, it is recommended that a suitable grass control program be used to provide any required grass control.
- Addition of a spray additive or mixture with liquid fertilizers may cause excessive crop leafburn.
- Seed corn producers should consult the respective seed corn company regarding tolerance of certain seed production inbred lines to BUCTRIL®.
- Do not apply BUCTRIL® to postemergence to seed corn inbreds or popcorn prior to the 3 leaf stage of crop growth as excessive crop leaf burn may occur.
- Do not plant rotational crops until the following season.
- Do not cut crop for feed, fodder or graze within 30 days of application.
- The total cumulative rate should not exceed 3 pints/A per season.
- Postemergence application prior to the 3 leaf growth stage of corn or sorghum may result in increased crop leaf burn.
- Tank mixtures with Accent/nonionic surfactant or Beacon/nonionic surfactant may result in increased initial crop leaf burn. Use of crop oil concentrate, nitrogen fertilizer solution or other adjuvants in BUCTRIL® + Accent or BUCTRIL® + Beacon tank mixtures may result in a further increase in crop leaf burn.
- Special care should be taken when using BUCTRIL® and Banvel or 2,4-D tank mixtures to avoid off target drift to sensitive crops.
- Tank mixtures with 2,4-D or Banvel can cause stalk brittleness to field corn or sorghum. Winds or cultivation may cause breakage while crop is brittle.
- Follow all restrictions and precautions on the label of all products used in tank mixture with BUCTRIL®.

Do not apply BUCTRIL® at any rate to sorghum after the preboot stage of growth (growth stage 4) as severe crop injury, including loss of crop yield may result.

Do not apply the 2 pint/A rate of BUCTRIL® to sorghum.

Do not apply the + Pursuit tankmix except to field corn hybrids known to possess resistance to Pursuit, or severe crop injury may result.

BEST AVAILABLE COPY

SMALL GRAINS (WHEAT, BARLEY, OATS, RYE AND TRITICALE)


BUCTRIL® RECOMMENDATIONS

APPLICATION TIMING AND SPECIFIC COMMENTS			
PRODUCT	RATE	CROP	WEEDS
BUCTRIL®	1-1 1/2 pints/A	Spring seeded wheat, barley and oats. Use in all states except Idaho, Oregon, Washington, Colorado, Wyoming, and Montana. Apply from emergence to the boot stage.	Apply 1 pint/A to MOST SUSCEPTIBLE and 1 1/2 pints/A to SUSCEPTIBLE weeds that do not exceed the 4 leaf stage or 2 inches in height, whichever comes first. If weed forms rosette, apply before weeds exceed 1 inch in diameter. Use BUCTRIL® at 1 1/2 pints/A for control of kochia that is 2-4 inches in height and pigweed that does not exceed the 4 leaf stage or 2 inches in height, whichever comes first.
	1 1/2-2 pints/A	Fall seeded wheat, barley, rye and triticale throughout the United States. Apply from emergence to the boot stage. Spring seeded wheat, barley and oats throughout the United States. Apply from emergence to the boot stage.	Apply to MOST SUSCEPTIBLE and SUSCEPTIBLE weeds (see GENERAL WEED LIST) up to the 8 leaf stage or 2 inches in height, whichever comes first. If weed forms rosette apply before weeds exceed 2 inch in diameter. Apply to SUSCEPTIBLE broadleaf weeds up to the 4 leaf stage, 2 inches in height or 1 inch in diameter, whichever comes first.
	Chemigation 2 pints/A only	Apply to wheat, barley, oats, rye and triticale from emergence to the boot stage. Apply through automated sprinkler irrigation systems with a mechanical transfer loading system only. See MIXING, LOADING AND HANDLING INSTRUCTIONS section for complete details.	Apply to MOST SUSCEPTIBLE broadleaf weeds up to the 8 leaf stage or 4 inches in height or 2 inches in diameter, whichever comes first. Apply to SUSCEPTIBLE broadleaf weeds up to the 4 leaf stage, 2 inches in height or 1 inch in diameter, whichever comes first.
	Small Grains underseeded with Alfalfa 1-1 1/2 pints/A	Apply to small grains (wheat, barley, oats, rye or triticale) underseeded with alfalfa after small grains emergence up to the boot stage and when underseeded alfalfa has a minimum of 4 trifoliolate leaves. Do not apply BUCTRIL® if temperatures are expected to exceed 70° F at or 3 days following application or unacceptable alfalfa injury may occur.	Apply 1 pint/A to MOST SUSCEPTIBLE and 1 1/2 pints/A to SUSCEPTIBLE broadleaf weeds that do not exceed the 4 leaf stage, 2 inches in height or 1 inch in diameter, whichever comes first.

BEST AVAILABLE COPY

BUCTRIL® TANK MIXTURE RECOMMENDATIONS

PRODUCT	RATE	APPLICATION TIMING AND SPECIFIC COMMENTS	
		CROP	WEEDS
BUCTRIL® + 2,4-D (such as WEEDONE® and WEEDAR® brand Herbicide)	1-2 pints/A + 1/4-1/2 lb ai/A	Apply to wheat, barley, oats and rye from the fully tillered but before jointing stage.	This tankmix improves control of mustards and pigweed. Apply to weeds up to the 4 leaf stage, 2 inches in height or 1 inch in diameter, whichever comes first.
	3/4-1 pint/A + 1/4-1/2 lb ai/A	Apply to wheat and barley in Minnesota, North and South Dakota from the fully tillered but before jointing stage.	This tankmix improves control of wild buckwheat, redroot pigweed and wild mustard. Apply to weeds up to the 4 leaf stage, 2 inches in height or 1 inch in diameter, whichever comes first.
BUCTRIL® + MCPA (such as RHONOX® or RHOMENE®)	1-2 pints/A + 1/4-1/2 lb ai/A	Apply to wheat, barley, oats and rye from the 4 leaf stage but before jointing.	This tankmix improves control of mustards, pigweed and kochia. Apply to weeds up to the 4 leaf stage, 2 inches in height or 1 inch in diameter, whichever comes first.
BUCTRIL® + Banvel ¹⁰	1-1 1/2 pints/A + 1/8-1/4 pint/A	Fall seeded wheat apply prior to the jointing stage. Spring seeded wheat apply up to the 5 leaf stage.	This tankmix improves control of broadleaves such as prostrate knotweed. Apply to weeds up to the 4 leaf stage, 2 inches in height or 1 inch in diameter, whichever comes first.
BUCTRIL® + Glean ⁵ + nonionic surfactant	3/4-1 1/2 pints/A + 1/6-1/3 oz/A + 1 qt/100 gal of water	Apply to wheat and barley from the 2 leaf stage but before boot stage. Refer to Glean label for crop rotation and other restrictions.	This tankmix improves control of broadleaves such as henbit, tansy mustard and pigweed. Apply to weeds up to the 4 leaf stage, 4 inches in height or 2 inches in diameter, whichever comes first.
BUCTRIL® + Ally ⁵ + nonionic surfactant	3/4-1 1/2 pints/A + 1/10 oz/A + 1 qt/100 gal of water	Apply to wheat and barley from the 2 leaf stage but before the boot stage. Refer to Ally label for crop rotation and other restrictions.	This tankmix improves control of broadleaves such as tansy mustard and pigweed. Apply to weeds up to the 4 leaf stage, 4 inches in height or 2 inches in diameter, whichever comes first.
BUCTRIL® + Finesse ⁵ + nonionic surfactant	3/4-1 1/2 pints/A + 1/6-1/3 oz/A + 1 qt/100 gal of water	Apply to wheat and barley from the 2 leaf stage but before the boot stage. Refer to Finesse label for crop rotation and other restrictions.	This tankmix improves control of broadleaves such as tansy mustard, henbit, chickweed and pigweed. Apply to weeds up to the 4 leaf stage, 4 inches in height or 2 inches in diameter, whichever comes first.
BUCTRIL® + Amber ¹² + nonionic surfactant	3/4-1 1/2 pints/A + 0.28-0.36 oz/A + 0.25-0.5% v/v	Apply to wheat and barley after the 3 leaf stage but before the flagleaf is visible. Refer to the Amber label for crop rotation and other restrictions.	This tankmix improves control of broadleaves such as tansy mustard, henbit, and pigweed. Apply to weeds up to the 4 leaf stage, 4 inches in height or 2 inches in diameter, whichever comes first.



BUCTRIL® TANK MIXTURE RECOMMENDATIONS (continued)

PRODUCT	RATE	APPLICATION TIMING AND SPECIFIC COMMENTS	
		CROP	WEEDS
BUCTRIL® + Express ⁵ + nonionic surfactant	1-1 1/2 pints/A + 1/6-1/3 oz/A + 1 qt/100 gal of water	Winter wheat. Apply after crop is in the 2 leaf stage but before the flag leaf is visible. Refer to Express label for crop rotation and other restrictions.	This tankmix improves control of broadleaf weeds such as redroot pigweed, tansy mustard and suppression of Canada thistle. Apply to annual weeds up to the 4 leaf stage, 4 inches tall or across and up to
		Spring wheat and barley. Apply after crop is in the 2 leaf stage but before the flag leaf is visible. Refer to Express label for crop rotation and other restrictions.	Canada thistle 4 to 8 inches tall with 2 to 6 inches of new growth.
BUCTRIL® + Harmony Extra ⁵ + nonionic surfactant	3/4-1 1/2 pints/A + 3/10 oz/A + 1 qt/100 gal of water	Winter wheat. Apply after the 2 leaf stage but before the 3rd node is detectable. Refer to the Harmony Extra label for crop rotation and other restrictions.	This tankmix improves control of broadleaf weeds such as henbit, chickweed and redroot pigweed. Apply to weeds up to the 4 leaf stage, 4 inches in height or across, whichever comes first.
		Spring wheat and barley. Apply after the 2 leaf stage but before the 1st node is detectable. Refer to the Harmony Extra label for crop rotation and other restrictions.	
BUCTRIL® + Curtail ⁴ or Curtail M ⁴	1-1 1/2 pints/A + 2 pints/A	Apply to wheat and barley after the crop begins to tiller up to the 1st node detectable.	This tankmix improves control of kochia, wild buckwheat and Canada thistle. Apply to annual broadleaf weeds up to the 8 leaf stage up to 4 inches in height or 2 inches in diameter and Canada thistle in the rosette to prebud stage.
BUCTRIL® + metribuzin (Sencor ² or Lexone ⁵)	1-1 1/4 pints/A + 1/8-1/4 lb ai/A	Winter wheat in Idaho, Montana, Oregon and Washington. Apply in spring after growth has started and secondary roots with a minimum of 3 to 4 tillers have been established but before boot stage. Avoid application when crop has experienced winter kill, frost damage, disease or drought.	This tankmix improves control of broadleaves such as chickweed, filaree, henbit and dogfennel. Apply to weeds that do not exceed 2 inches tall or rosettes of 2 inches in diameter. The higher use rates of both products should be used only in emergency weed situations and if some minor crop injury is acceptable. A recognized authority should be consulted concerning the use of this mixture in your area.
BUCTRIL® + diuron	1 pin/A + 4/10 lb ai/A	Winter wheat and winter barley in Idaho, Oregon and Washington. Use only in areas where annual rainfall exceeds 16 inches. One fall application after emergence but before soil freezes or in spring as soon as soil thaws.	This tankmix improves control of broadleaves such as henbit and gromwell. Apply to weeds before they are 2 inches tall or 2 inches in diameter.
BUCTRIL® + Tiller ⁷	1 pin/A + 1 pint/A	Spring wheat. Apply when crop begins to tiller (3 - 4 leaf stage) up to the 6 leaf stage. Refer to the Tiller label for complete use directions and restrictions.	In addition to broadleaf weeds controlled by BUCTRIL®, this tankmix will control green foxtail from the 2-leaf to 2-tiller stage of growth.

BEST AVAILABLE COPY

SMALL GRAINS (WHEAT, BARLEY, OATS, RYE AND TRITICALE)

11 of 30

BUCTRIL® TANK MIXTURE RECOMMENDATIONS (continued)

PRODUCT	RATE	APPLICATION TIMING AND SPECIFIC COMMENTS	
		CROP	WEEDS
BUCTRIL® + Hoelon ⁷	1-2 pints/A + 2 2/3 pints/A	Spring Barley. After emergence but before jointing. Avoid using this tank mixture on barley exposed to cold (lower than 40 degrees F) and/or prolonged wet weather conditions as crop injury may result.	This tankmix will provide wild oat, green foxtail and annual ryegrass control in addition to broadleaves. Apply to grasses 1-3 leaf stage and broadleaves no larger than 4 leaf stage or rosettes of 1.5 inches in diameter.
		Winter wheat and spring wheat. After emergence but before jointing.	This tankmix will provide wild oat, green foxtail and annual ryegrass control in addition to broadleaves. Apply to grassed 1-4 leaf stage and broadleaves no larger than 4 leaf stage or rosettes of 1.5 inches in diameter.
BUCTRIL® + Avenge ¹	1-2 pints/A + 2 1/2-4 pints/A	Winter Wheat. Four leaf to tillering stage. Refer to Avenge label for varietal and other restrictions.	This tankmix will provide wild oat control in addition to broadleaves. Apply to wild oats in the 3-5 leaf stage and broadleaves that do not exceed the 4 leaf stage or rosettes of 1.5 inches in diameter. Avenge use rates per acre are 2.5 pints (1-10 oats per sq. ft.), 3 pints (11-25 oats per sq.ft.) or 4 pints (more than 25 oats per sq. ft.).
		Spring Wheat. Five to 6 leaf stage. Refer to Avenge label for varietal and other restrictions.	
		Barley. Two to 7 leaf stage.	

RESTRICTIONS AND PRECAUTIONS: Small Grains (Wheat, Barley, Oats, Rye and Triticale)

- Do not graze treated fields within 30 days following treatment.
- Do not apply when crops are under moisture stress.
- Do not apply when crop canopy covers the weeds as poor weed control will result.
- Do not apply when underseeded alfalfa is under moisture, temperature, insect or disease stress or has been stressed by other pesticide carryover or application.
Do not add a surfactant or crop oil when applying to underseeded alfalfa or increased injury will occur.
- Do not cut for feed or graze spring treated underseeded alfalfa within 30 days following treatment.
- Do not cut for feed or graze fall or winter treated underseeded alfalfa until spring, at least 60 days following treatment.
- Reduced weed control may occur when weeds are stressed from lack of moisture or cold temperatures.
- Refer to labels of products used in tank mixture of additional restrictions and precautions.

FORAGE, FIBER AND SPECIALITY CROPS

ALFALFA (SEEDLING)

BUCTRIL® RECOMMENDATIONS

PRODUCT	RATE	APPLICATION TIMING AND SPECIFIC COMMENTS	
		CROP	WEEDS
BUCTRIL®	1-1 1/2 pints/A	Apply in the fall or spring to seedling alfalfa when the majority of the field has a minimum of 4 trifoliolate leaves. When alfalfa stand is uneven and conditions favor leafburn, unacceptable crop injury may occur to alfalfa in the 2 trifoliolate or smaller stage of growth. In the states of Washington, Oregon, Idaho, Montana, Wyoming, Colorado, Utah, Nevada, Arizona, New Mexico, and the western halves of North Dakota, South Dakota, Nebraska and Kansas, BUCTRIL® application made when temperatures are expected to exceed 80°F at and 3 days following application can result in unacceptable crop injury. In the remaining states BUCTRIL® application made when temperatures are expected to exceed 70°F at and 3 days following application can result in unacceptable crop injury.	Apply 1 pint/A to MOST SUSCEPTIBLE broadleaf weeds and 1 1/2 pint/A for SUSCEPTIBLE broadleaf weeds (See general weed list) when weeds do not exceed 4 leaf stage, 2 inches in height or 1 inch in diameter, whichever comes first. BUCTRIL® will not adequately control over-wintered pennycress, henbit and mustards.
BUCTRIL®	Chemigation Only 2 pints/A	Apply to seedling alfalfa with a minimum of 2 trifoliolate leaves. Apply through automated sprinkler irrigation systems with a mechanical transfer loading system only. See MIXING LOADING AND HANDLING INSTRUCTIONS Section for complete details. BUCTRIL® applications made when temperatures are expected to exceed 85°F at and 3 days following application can result in unacceptable crop injury.	Apply to MOST SUSCEPTIBLE broadleaf weeds up to the 8 leaf stage, 4 inches in height or 2 inches in diameter, whichever comes first. Apply to SUSCEPTIBLE broadleaf weeds up to the 4 leaf stage, 2 inches in height or 1 inch in diameter, whichever comes first.

BUCTRIL® TANK MIXTURE RECOMMENDATIONS

PRODUCT	RATE	APPLICATION TIMING AND SPECIFIC COMMENTS	
		CROP	WEEDS
BUCTRIL® + BUTYRAC® 200® (2,4-DB)	1 pint/A + 1 quart/A	Apply in the fall or spring to seedling alfalfa when the majority of the field has a minimum of 4 trifoliolate leaves. When alfalfa stand is uneven and conditions favor leafburn, unacceptable crop injury may occur to alfalfa in the 2 trifoliolate or smaller stage of growth. If you are unsure of growth stage conditions, contact your local extension service. In the states of Washington, Oregon, Idaho, Montana, Wyoming, Colorado, Utah, Nevada, Arizona, New Mexico, and the western halves of North Dakota, South Dakota, Nebraska and Kansas, BUCTRIL® application made when temperatures are expected to exceed 80°F at and 3 days following application can result in unacceptable crop injury. In the remaining states BUCTRIL® application made when temperatures are expected to exceed 70°F at and 3 days following application can result in unacceptable crop injury.	This tankmix improves control of pigweed(sp), kochia, and tansy mustard. Apply when weeds do not exceed the 4 leaf stage, 2 inches in height or 1 inch in diameter, whichever comes first. BUCTRIL® + BUTYRAC 200 tank mixtures will not adequately control over-wintered pennycress, henbit and mustards.

RESTRICTIONS AND PRECAUTIONS: Alfalfa (Seedling)

- Crop leafburn can occur following BUCTRIL® application. Warm, humid conditions may enhance leaf burn. New crop growth will not be affected. Alfalfa yield should not be reduced although total biomass tonnage may decrease compared to a weedy field due to weed removal.
- Do not apply when alfalfa is under moisture, temperature, insect or disease stress or has been stressed by other pesticide carryover or application.
- Do not add a surfactant or crop oil unless specified in the use directions because increased alfalfa injury will occur.
Do not cut for feed or graze spring treated alfalfa within 30 days following treatment.
- Do not cut for feed or graze fall or winter treated alfalfa until spring, at least 60 days following treatment.
- The total cumulative rate of BUCTRIL® should not exceed 2 pints/A per season.
- The use of Eptam¹¹ preemergence may enhance crop leaf burn from postemergence application of BUCTRIL® and should be considered prior to using BUCTRIL®.
- Follow all restrictions and precautions on the tank mixture product label when a BUCTRIL® tank mixture is used.
- Tank mixture with 2,4-DB may result in unacceptable crop leaf burn especially under warm, humid weather conditions.

FLAX (*Linum usitatissimum* only)

BUCTRIL® RECOMMENDATIONS

PRODUCT	RATE	APPLICATION TIMING AND SPECIFIC COMMENTS	
		CROP	WEEDS
BUCTRIL®	1 pint/A	Apply to flax that is 2 to 8 inches in height. Do not apply BUCTRIL® to flax during or after the bud stage.	Apply to MOST SUSCEPTIBLE weeds that do not exceed the 4 leaf stage, 2 inches in height or 1 inch in diameter, whichever comes first.

BUCTRIL® TANK MIXTURE RECOMMENDATIONS

PRODUCT	RATE	APPLICATION TIMING AND SPECIFIC COMMENTS	
		CROP	WEEDS
BUCTRIL®	1 pint/A	Apply to flax that is 2 to 8 inches in height. Do not apply this tankmix to flax during or after the bud stage, or within 75 days of flax harvest.	This tankmix will control broadleaf weeds plus grassy weeds listed on the Poast label. Apply to MOST SUSCEPTIBLE broadleaf weeds (see list on the BUCTRIL® label) that do not exceed the 4 leaf stage, 2 inches in height or 1 inch in diameter, whichever comes first.
Poast	1-1 1/2 pints/A		
Crop oil Concentrate	2 Pints/A		
Jash®	2 pints/A		

RESTRICTIONS AND PRECAUTIONS: Flax (*Linum usitatissimum* only)

- Do not apply if temperatures are expected to exceed 85° F at or 3 days following application or crop injury may occur.
- Unacceptable crop injury may occur following BUCTRIL® application to flax grown on high organic, peat type soils.
- Application under high humidity conditions can injure flax.
- Unless otherwise instructed, do not apply BUCTRIL® to flax with crop oil concentrate, surfactants or nitrogen solutions.
- Do not use on ornamental flax.

BEST AVAILABLE COPY

GARLIC

BUCTRIL® RECOMMENDATIONS

PRODUCT	RATE	APPLICATION TIMING AND SPECIFIC COMMENTS	
		CROP	WEEDS
BUCTRIL®	1 1/2 - 2 pints/A	Apply to garlic after emergence but before 12 inches in height.	Apply to MOST SUSCEPTIBLE and SUSCEPTIBLE broadleaf weeds up to the 4 leaf stage, 2 inches in height or 1 inch in diameter, whichever comes first.
BUCTRIL® (Only for garlic grown in muck soils in Northeastern United States)*	1 1/2 - 2 pints/A	Apply to garlic after emergence but before 12 inches in height. *May be harvested 60 days after treatment.	

PRECAUTIONS AND RESTRICTIONS: Garlic

- Use a minimum of 20 gallons per acre for ground application.
- BUCTRIL® can be applied through automated sprinkler irrigation application.
- Do not harvest within 112 days following treatment (except garlic grown in muck soils in Northeastern United States).

MINT

ESTABLISHED PEPPERMINT AND SPEARMINT ONLY

BUCTRIL® RECOMMENDATIONS

PRODUCT	RATE	APPLICATION TIMING AND SPECIFIC COMMENTS	
		CROP	WEEDS
BUCTRIL®	1-1 1/2 pints/A	Apply to dormant or actively growing established peppermint or spearmint crops that exhibit good vigor.	Apply to MOST SUSCEPTIBLE and SUSCEPTIBLE weeds that do not exceed the 4 leaf stage, 2 inches in height or 1 inch in diameter, whichever comes first.

RESTRICTIONS AND PRECAUTIONS: Mint

- Application made to mint when temperatures are expected to exceed 70°F at or 5 days following application may result in unacceptable crop injury. This injury is more likely to occur following BUCTRIL® application in the spring.
- Do not apply to mint growing under adverse conditions including diseases, insects, nematodes, high salt content soil, drought, excessive moisture, winter damage or other environmental stress.

Application of BUCTRIL® to mint should not be made within two weeks of a Simbar⁵ application or unacceptable crop injury may result.

Do not use in spring on newly established mint. Fall applications to spring planted mint should be acceptable if the crop is well established.

- BUCTRIL® can cause temporary stunting and discoloration of the mint particularly from the spring application. However the injury symptoms are only temporary and have not caused yield reduction.
- Use of BUCTRIL® in combination with other products may increase temporary stunting and discoloration.
- Do not harvest within 70 days following treatment.
- Do not apply more than 6.0 pints total product per acre in a single growing season.

BEST AVAILABLE COPY

ONIONS

BUCTRIL® RECOMMENDATIONS

PRODUCT	RATE	APPLICATION TIMING AND SPECIFIC COMMENTS	
		CROP	WEEDS
BUCTRIL®	Preemergence 1-1 1/2 pints/A	Preemergence use restricted to onions east of the Mississippi River only. Apply at least 3 to 4 days prior to emergence. Rainfall or irrigation within 2 days following preemergence applications or 3 days prior to crop emergence may result in unacceptable crop injury.	Apply BUCTRIL® at 1 pint/A to control MOST SUSCEPTIBLE weeds and 1 1/2 pints/A for SUSCEPTIBLE weeds. Weeds should not exceed the 4 leaf stage, 2 inches in height or 1 inch in diameter, whichever comes first.
	Postemergence 1-1 1/2 pints/A	<p>Apply only to onions which have 2 to 5 true leaves.</p> <p>Use at least 50-70 gallons of water per acre and apply by ground equipment or chemigation only. Water volume is important - CONCENTRATED SPRAYS KILL ONIONS. Thorough and uniform coverage is necessary for good weed control.</p> <p>In onion-producing areas, certain environmental conditions reduce development of waxy coating on the onion leaves, thus increasing the possibility of injury. Dry soil, dry onion foliage, high light intensity, low humidity, and high temperatures tend to increase the waxy coating on onion leaves and thus reducing chances for injury. It is essential that the soil and onion foliage be dry at the time of application. Humidity should be low and dew should be off the plants.</p>	

RESTRICTIONS AND PRECAUTIONS: Onions

- The sensitivity of onions to BUCTRIL® varies with the variety and environmental conditions. Therefore, even if all the label directions are followed, BUCTRIL® application still may cause injury to onions under certain circumstances.
- Do not irrigate onions that have received a preemergence application of BUCTRIL® for 2 days following application or within 3 days of crop emergence.

~~Do not apply BUCTRIL® Herbicide preemergence to onions grown West of the Mississippi River.~~

- Do not use BUCTRIL® Herbicide on onions grown under low light intensity, in areas such as Oregon, west of the Cascades.
- Do not treat onions damaged by sand, insects, or diseases.
- Do not apply with aerial equipment.
- Do not add surfactant.

BEST AVAILABLE COPY

GRASS CROPS

CONSERVATION RESERVE PROGRAM AREAS (CRP)

BUCTRIL® RECOMMENDATIONS

PRODUCT	RATE	APPLICATION TIMING AND SPECIFIC COMMENTS	
		CROP	WEEDS
BUCTRIL®	1 - 2 pints/A	Apply to grasses after emergence. If alfalfa is planted apply after the 4 trifoliate leaf stage.	Apply to MOST SUSCEPTIBLE and SUSCEPTIBLE broadleaf weeds up to the 4 leaf stage, 2 inches in height or 1 inch in diameter, whichever comes first.

BUCTRIL® TANK MIXTURE RECOMMENDATIONS

PRODUCT	RATE	APPLICATION TIMING AND SPECIFIC COMMENTS	
		CROP	WEEDS
BUCTRIL® + Thomene® or Rhonox® (MCPA)	1 - 2 pints/A + 1/4 - 1/2 pint/A	Apply to CRP areas after grasses have reached the 3 leaf stage. Do not use this tank mixture in areas where alfalfa or other legumes have been planted.	This tankmix improves control of mustards, pigweed, and kochia. Apply up to the 4 leaf stage, 2 inches in height or 1 inch in diameter, whichever comes first.

RESTRICTIONS AND PRECAUTIONS: CRP AREAS

- Do not allow livestock to graze in treated areas or feed treated grass and forage to livestock.
- Do not add spray adjuvants or fluid fertilizers when applying BUCTRIL® to CRP areas planted with alfalfa or other legumes.
- Do not apply BUCTRIL® to CRP areas planted with alfalfa if temperatures are expected to exceed 80°F or severe crop injury may occur. If legumes other than alfalfa have been planted, severe crop injury may occur at any application temperature.
- Do not apply more than 1 1/2 pints/A of BUCTRIL® to CRP acres that are underseeded with alfalfa.

GRASSES GROWN FOR SEED OR SOD PRODUCTION

BUCTRIL® RECOMMENDATIONS Seedling and Established Grasses

PRODUCT	RATE	RATE	APPLICATION TIMING AND SPECIFIC COMMENTS	
	Per ACRE	Per 1000 SQ. FT.	CROP	WEEDS
BUCTRIL®	1 1/2 Pints	0.6 to 0.75 Fl. Oz.	Apply to established and newly seeded grasses grown for seed or sod production before the boot stage. Established grasses tolerant to BUCTRIL® include bentgrasses, Kentucky Bluegrass, Fescues, Ryegrass, Bermudagrass, St. Augustinegrass and Zoysiagrass. BUCTRIL® may also be used on seedling grasses such as Merion, Park, Delft, or common Kentucky Bluegrasses, Pennlawn, Chewings, Illahee or Alta Fescues, Orchard grass, Highland, Seaside or Astoria Bentgrasses, perennial Ryegrasses, Bahiagrass and Zoysis-grass.	Refer to the GENERAL WEED LIST for a listing of susceptible broadleaf weeds. Optimal control will be attained when weeds are treated in the seedling stage (less than 4 leaf stage, 2 inches in height, or 1 inch in diameter).

RESTRICTIONS AND PRECAUTIONS: Grasses grown for seed or sod production

- Do not allow livestock to graze in treated areas or feed treated grasses to livestock.
- Do not apply BUCTRIL® to grasses grown for seed or sod production with backpack or hand-held application equipment.

NON-RESIDENTIAL TURFGRASS

BUCTRIL® RECOMMENDATIONS Seedling and Established Non-Residential Turfgrass

PRODUCT	RATE		APPLICATION TIMING AND SPECIFIC COMMENTS	
	Per ACRE	Per 1000 SQ. FT.	CROP	WEEDS
BUCTRIL®	1 lb P Pinta	0.6 to 0.75 Fl Oz	Apply to established and newly seeded non-residential turfgrass when weeds are small and actively growing. Established turfgrasses that are tolerant to BUCTRIL® include Bentgrasses, Kentucky Bluegrass, Fescues, Ryegrass, Bermudagrass, St. Augustinegrass and Zoysiagrass. BUCTRIL® may also be used on seedling grasses such as Merion, Park, Delta, or common Kentucky Bluegrasses, Pennlawn, Chewings, Illahee or Alta Fescues, Orchard grass, Highland, Seaside or Astoria Bentgrasses, perennial Ryegrasses, Bahiagrass and Zoysiagrass.	Refer to the GENERAL WEED LIST for a listing of BUCTRIL® broadleaf weeds. Optimal control is obtained when weeds are treated in the pre-seeding stage (less than 4 leaf stage, 2 inches in height, or 1 inch in diameter).

RESTRICTIONS AND PRECAUTIONS: Non-residential turfgrasses

- Do not allow livestock to graze in treated areas or feed treated grasses to livestock.
- Do not apply BUCTRIL® to non-residential turf with backpack or hand-held application equipment.

BEST AVAILABLE COPY

BUCTRIL® TANKMIXTURE RECOMENDATIONS
Established Non-Residential Turfgrass

PRODUCT	RATE		APPLICATION TIMING AND SPECIFIC COMMENTS	
	Per ACRE	Per 1000 SQ.FT.	CROP	WEEDS
BUCTRIL® + WEEDONE® DPC Ester	2 Pints + 3 to 4 Pints	0.75 FL. OZ. + 1 to 25 to 1.5 FL. Oz.	Apply to established non-residential turfgrass only. This treatment may cause injury to bentgrasses, St. Augustinegrass, centipede grass, and carpetgrass.	All weed species previously listed in the GENERAL WEED LIST for BUCTRIL® plus the following species: Dandelion (<i>Taraxacum officinale</i>) Plantain (<i>Plantago</i> spp.) Ground Ivy (<i>Glechoma hederacea</i>) Red Clover (<i>Trifolium pratense</i>) White Clover (<i>Trifolium repens</i>) Hop Clover (<i>Trifolium spumulosum</i>) Common Chickweed (<i>Stellaria media</i>) Prostrate Spurge (<i>Euphorbia supina</i>) Oxalis (<i>Oxalis stricta</i>) Knotweed (<i>Polygonum aviculare</i>) Optimal control will be attained when weeds are treated in the seedling stage (less than 4 leaf stage, 2 inches in height, or 1 inch in diameter).
BUCTRIL® + MCPP	2 Pints + 1.0 lb ai	0.75 FL. OZ. + 0.025 lb ai	Apply to established non-residential turfgrass only. This treatment is not recommended for use on St. Augustinegrass or centipede grass.	All weed species previously listed in the GENERAL WEED LIST for BUCTRIL® plus the following species: Red Clover (<i>Trifolium pratense</i>) White Clover (<i>Trifolium repens</i>) Common Chickweed (<i>Stellaria media</i>) Mouseear Chickweed (<i>Cerastium vulgatum</i>) Ground Ivy (<i>Glechoma hederacea</i>) Stitchwort (<i>Stellaria graminea</i>) Knotweed (<i>Polygonum aviculare</i>) Prostrate Spurge (<i>Euphorbia supina</i>) Optimal control will be attained when weeds are treated in the seedling stage (less than 4 leaf stage, 2 inches in height, or 1 inch in diameter).
BUCTRIL® + Dicamba	2 Pints + 0.125 to 0.25 lb ai	0.75 FL. Oz. + 0.006 to 0.012 lb ai	Apply to established non-residential turfgrass only. This treatment may cause injury to bentgrasses, St. Augustinegrass, centipede grass, and carpetgrass.	All weed species previously listed in the GENERAL WEED LIST for BUCTRIL® plus the following species: Red Clover (<i>Trifolium pratense</i>) White Clover (<i>Trifolium repens</i>) Common Chickweed (<i>Stellaria media</i>) Mouseear Chickweed (<i>Cerastium vulgatum</i>) Pepperweed (<i>Lepidium</i> spp.) Knotweed (<i>Polygonum aviculare</i>) Optimal control will be attained when weeds are treated in the seedling stage (less than 4 leaf stage, 2 inches in height, or 1 inch in diameter).

BEST AVAILABLE COPY

PRODUCT	RATE		APPLICATION TIMING AND SPECIFIC COMMENTS	
	Per ACRE	Per 1000 SQ. FT.	CROP	WEEDS
BUGTRIL® + MCP + Dicamba	2 Pints + 0.5 to 1.0 lb ai + 0.125 to 0.25 lb ai	0.75 FL OZ. + 0.0125 to 0.025 lb ai + 0.003 to 0.006 lb ai	Apply to established non-residential turfgrass only. This treatment is not recommended for use on St. Augustinegrass or centipede grass.	All weed species previously listed in the GENERAL WEED LIST for BUGTRIL® and BUGTRIL®/Dicamba tankmixtures plus the following species: Dandelion (<i>Taraxacum officinale</i>) Plantain (<i>Plantago</i> spp.) Optimal control will be attained when weeds are treated in the seedling stage (less than 4 leaf stage, 2 inches in height, or 1 inch in diameter).
BUGTRIL® + MCP + 2,4-D	2 Pints + 0.5 to 1.0 lb ai + 0.5 to 1.0 lb ai	0.75 FL OZ. + 0.0125 to 0.025 lb ai + 0.0125 to 0.025 lb ai	Apply to established non-residential turfgrass only. This treatment is not recommended for use on St. Augustinegrass or centipede grass.	All weed species previously listed in the GENERAL WEED LIST for BUGTRIL® and BUGTRIL®/2,4-D tankmixtures plus the following species: Dandelion (<i>Taraxacum officinale</i>) Plantain (<i>Plantago</i> spp.) Red Sorrel (<i>Rumex acetosella</i>) Knotweed (<i>Polygonum aviculare</i>) Optimal control will be attained when weeds are treated in the seedling stage (less than 4 leaf stage, 2 inches in height, or 1 inch in diameter). Optimal control of red sorrel will require the high use rate of 2,4-D or MCP.

RESTRICTIONS AND PRECAUTIONS: Non-residential turfgrasses

BUGTRIL®/WEEDONE® DPG tankmixes are not allowed in California.

- Do not allow livestock to graze in treated areas or feed treated grasses to livestock.
- Do not apply BUGTRIL® to non-residential turf with backpack or hand-held application equipment.

NON-CROPLAND NON-CROPLAND AND INDUSTRIAL SITES

BUCTRIL® RECOMMENDATIONS

PRODUCT	RATE	RATE	APPLICATION TIMING AND SPECIFIC COMMENTS	
	Per ACRE	Per 1000 SQ.FT.	CROP	WEEDS
BUCTRIL®	1 to 2 Pints	0.10 to 0.43 Fl. Oz.	Apply to non-cropland and industrial sites when weeds have emerged and are actively growing.	Refer to the GENERAL WEED LIST for a listing of weeds controlled by BUCTRIL®. Use adequate spray volume to ensure thorough coverage. Optimal control will be attained when weeds are treated in the seedling stage (less than 4 leaf stage, 2 inches in height, or 1 inch in diameter).

RESTRICTIONS AND PRECAUTIONS: Non-Cropland and Industrial Sites

- Do not allow livestock to graze in treated areas or feed treated plant material to livestock.
- Addition of surfactant or crop oil concentrate may improve burndown of broadleaf weeds under cool, dry conditions.
- Do not apply BUCTRIL® to non-cropland and industrial sites with backpack or hand-held application equipment.

BEST AVAILABLE COPY

30 of 30

LIMITED WARRANTY AND DISCLAIMER

The manufacturer warrants (a) that this product conforms to the chemical description on the label; (b) that this product is reasonably fit for the purpose set forth in the directions for use when it is used in accordance with such directions; and (c) that the directions, warnings and other statements on this label are based upon responsible experts' evaluation of reasonable tests of effectiveness, of toxicity to laboratory animals and to plants, and of residues on food crops and upon reports of field experience. Tests have not been made on all varieties or in all states or under all conditions. THE MANUFACTURER NEITHER MAKES NOR INTENDS, NOR DOES IT AUTHORIZE ANY AGENT OR REPRESENTATIVE TO MAKE, ANY OTHER WARRANTIES EXPRESS OR IMPLIED AND IT EXPRESSLY EXCLUDES AND DISCLAIMS ALL IMPLIED WARRANTIES OF MERCHANTABILITY OR FITNESS FOR A PARTICULAR PURPOSE.

THIS WARRANTY DOES NOT EXTEND TO, AND THE BUYER SHALL BE SOLELY RESPONSIBLE FOR, ANY AND ALL LOSS OR DAMAGE WHICH RESULTS FROM THE USE OF THIS PRODUCT IN ANY MANNER WHICH IS INCONSISTENT WITH THE LABEL DIRECTIONS, WARNINGS OR CAUTIONS.

BUYER'S EXCLUSIVE REMEDY AND MANUFACTURER'S OR SELLER'S EXCLUSIVE LIABILITY FOR ANY AND ALL CLAIMS LOSSES DAMAGE OR INJURIES RESULTING FROM THE USE OR HANDLING OF THIS PRODUCT, WHETHER OR NOT BASED IN CONTRACT, NEGLIGENCE, STRICT LIABILITY IN TORT OR OTHERWISE, SHALL BE LIMITED AT THE MANUFACTURER'S OPTION TO REPLACEMENT OF OR THE REPAYMENT OF THE PURCHASE PRICE FOR THE QUANTITY OF PRODUCT WITH RESPECT TO WHICH DAMAGES ARE CLAIMED. IN NO EVENT SHALL MANUFACTURER OR SELLER BE LIABLE FOR SPECIAL, INDIRECT OR CONSEQUENTIAL DAMAGES RESULTING FROM THE USE OR HANDLING OF THIS PRODUCT.

NOTICE TO BUYER

Purchase of this material does not confer any rights under patents governing this product or the use thereof in countries outside of the United States.

- 1 Registered trademark of American Cyanamid Company
- 2 Registered trademark of Bayer AG, Germany
- 3 Registered trademark of Delavan Corporation
- 4 Registered trademark of DowElanco Chemical Company
- 5 Registered trademark of E.I. DuPont DeNemours and Co.
- 6 Registered trademark of FMC Corporation
- 7 Registered trademark of Hoechst-Roussel Company
- 8 Registered trademark of Monsanto Co.
- 9 Registered trademark of Rhone-Poulenc
- 10 Registered trademark of Sandoz Crop Protection Corporation
- 11 Registered trademark of ICI Americas Inc.
- 12 Registered trademark of Ciba-Geigy Corp.

Rhône-Poulenc Ag Company
P.O. Box 12014, 2 T.W. Alexander Drive
Research Triangle Park, North Carolina 27709

BUCTRIL is a registered trademark of Rhône-Poulenc.
BUCTRIL® Herbicide (PENDING) SUBMITTED 10/15/93.

BEST AVAILABLE COPY