



PM 04 264-334 United States

5-21-98

Environmental Protection Agency
Washington, DC 20460

Registration
 Amendment
 Other

OPP Identifier Number
009802

Application for Pesticide - Section I

1. Company/Product Number 264-334	2. EPA Product Manager George Tompkins T. Key	3. Proposed Classification <input checked="" type="checkbox"/> None <input type="checkbox"/> Restricted
4. Company/Product (Name) SEVIN(R) brand RP2 Carbaryl Insecticide 04	PM# 04	
5. Name and Address of Applicant (Include ZIP Code) Rhone-Poulenc Ag Company P. O. Box 12014, 2 T. W. Alexander Dr Research Triangle Park, NC 27709 <input type="checkbox"/> Check if this is a new address	6. Expedited Review. In accordance with FIFRA Section 3(c)(3) (b)(i), my product is similar or identical in composition and labeling EPA Reg. No. _____ Product Name _____	

Section - II

<input type="checkbox"/> Amendment - Explain below.	<input type="checkbox"/> Final printed labels in response to Agency letter dated _____
<input type="checkbox"/> Resubmission in response to Agency letter dated _____	<input type="checkbox"/> "Me Too" Application.
<input checked="" type="checkbox"/> Notification - Explain below.	<input type="checkbox"/> Other - Explain below.

NOTIFICATION

MAY 21 1998

Explanation: Use additional page(s) if necessary. (For section I and Section II)

Adding five bullet points to the hose end applicator use directions.

Section - III

1. Material This Product Will Be Packaged In:				2. Type of Container	
Child-Resistant Packaging <input type="checkbox"/> Yes* <input type="checkbox"/> No	Unit Packaging <input type="checkbox"/> Yes <input type="checkbox"/> No	Water Soluble Packaging <input type="checkbox"/> Yes <input type="checkbox"/> No		<input type="checkbox"/> Metal	<input type="checkbox"/> Plastic
* Certification must be submitted		If "Yes" Unit Packaging wgt. No. per container	If "Yes" Package wgt. No. per container	<input type="checkbox"/> Glass	<input type="checkbox"/> Paper
				<input type="checkbox"/> Other (Specify) _____	
3. Location of Net Contents Information <input type="checkbox"/> Label <input type="checkbox"/> Container		4. Size(s) Retail Container		5. Location of Label Directions <input type="checkbox"/> On Label <input type="checkbox"/> On Labeling accompanying product	
6. Manner in Which Label is Affixed to Product <input type="checkbox"/> Lithograph <input type="checkbox"/> Paper glued <input type="checkbox"/> Stenciled			<input type="checkbox"/> Other _____		

Section - IV

1. Contact Point (Complete items directly below for identification of individual to be contacted, if necessary, to process this application.)		
Name Danielle A. Larochelle	Title Registration Manager	Telephone No. (Include Area Code) 919/549-2718
Certification I certify that the statements I have made on this form and all attachments thereto are true, accurate and complete. I acknowledge that any knowingly false or misleading statement may be punishable by fine or imprisonment or both under applicable law.		6. Date Application Received (Stamped)
2. Signature <i>Danielle A. Larochelle</i>	3. Title Registration Manager	
4. Typed Name Danielle A. Larochelle	5. Date 5/7/98	

2435

NOTIFICATION

MAY 21 1998

SEVIN[®] brand RP2 Carbaryl Insecticide

Home and Garden Insecticide

ACTIVE INGREDIENTS: Carbaryl (1-naphthyl N-methylcarbamate)..... 22.5% by wt.
 INERT INGREDIENTS: 77.5% by wt.
 (Contains 2 Pounds Carbaryl Per Gallon)

E.P.A. Reg. No. 264-334

E.P.A. Est. No. 264-MO-02

KEEP OUT OF REACH OF CHILDREN CAUTION

For MEDICAL And TRANSPORTATION Emergencies ONLY Call 24 Hours A Day 1-800-334-7577.
 For PRODUCT USE information Call 1-800-334-9745.

STATEMENT OF PRACTICAL TREATMENT

Carbaryl is an N-Methyl Carbamate Insecticide.

IF SWALLOWED: Never give anything by mouth to an unconscious or convulsing person. If conscious and not convulsing, drink 1 to 2 glasses of water and induce vomiting by touching the back of the throat with finger. Get medical attention.

IF IN EYES: Flush eyes with plenty of water. Get medical attention if irritation persists.

IF ON SKIN: Wash thoroughly with soap and water.

IF INHALED: Move from contaminated atmosphere and call a physician.

GENERAL

Contact a physician immediately in all cases of suspected poisoning. Transport to a physician or hospital immediately and SHOW A COPY OF THIS LABEL TO THE PHYSICIAN. If poisoning is suspected in animals, contact a veterinarian.

ANTIDOTE STATEMENT:

ATROPINE SULFATE IS HIGHLY EFFECTIVE AS AN ANTIDOTE. See NOTE TO PHYSICIAN.

NOTE TO PHYSICIAN

Carbaryl is an N-methyl carbamate insecticide, which is a cholinesterase inhibitor. Atropine is antidotal. Narcotics and other sedatives should not be used. Further, drugs like 2-PAM (pyridine-2-aldoxime methiodide) are NOT recommended.

Consultation on diagnosis, therapy and analysis can be obtained at all hours by calling the emergency number.

PRECAUTIONARY STATEMENTS

HAZARDS TO HUMANS (& DOMESTIC ANIMALS)

CAUTION

HARMFUL IF SWALLOWED, ABSORBED THROUGH THE SKIN, INHALED, OR IF IN EYES. Avoid breathing vapors or spray mist. Avoid contact with eyes, skin or clothing. Keep out of reach of children and domestic animals.

User Safety Requirements

- o Wear long-sleeved shirt, long pants, shoes plus socks and household latex or rubber gloves when mixing and applying this product.
- o Wear a hat and eye protection when making overhead applications.
- o Remove clothing immediately if pesticide soaks clothing. Change clothing as soon as possible after use.
- o Wash the outside of gloves before removing. As with any pesticide product, wash hands thoroughly immediately after handling and before eating, smoking or using the toilet.
- o Avoid contamination of food and feed.
- o Do not allow children or pets to contact treated area until sprays have dried.

ENVIRONMENTAL HAZARDS

This product is extremely toxic to aquatic and estuarine invertebrates. For terrestrial uses, do not apply directly to water, or to areas where surface water is present or to intertidal areas below the mean high water mark. Do not apply when weather conditions favor drift from area treated. Do not contaminate water by cleaning equipment or disposal of wastes. Do not contaminate water when disposing of equipment washwaters.

BEE CAUTION: MAY KILL HONEYBEES IN SUBSTANTIAL NUMBERS. This product is highly toxic to bees exposed to direct treatment or residues on blooming crops and weeds. Do not apply this product or allow it to drift to blooming crops or weeds if bees are visiting the treatment area. Contact your Cooperative Agricultural Extension Service or your local Rhône-Poulenc Ag Company representative for further information.

DIRECTIONS FOR USE

It is a violation of Federal Law to use this product in a manner inconsistent with its labeling.
Read entire label before using this product.

Strictly observe label directions and cautions. Do not apply this product in a way that will contact workers or other persons, either directly or through drift. The area being treated must be vacated by unprotected persons. Keep unprotected persons out of treated areas until sprays have dried.

Shake all containers prior to use. Do not reuse empty containers or measuring devices for other purposes. Apply when insects or damage appear. Repeat as necessary to maintain control, unless spray interval is specified.

STORAGE AND DISPOSAL

STORAGE

Store unused SEVIN® brand RP2 Carbaryl Insecticide in original container only, in cool, dry area out of reach of children and animals, preferably in a locked storage area. Do not store in areas where temperatures frequently exceed 100°F.

After use, replace cap on insecticide container. Rinse hose end unit outdoors in clear water. Store insecticide and sprayer assembly in a cool place.

STORAGE FOR A SINGLE DOSE PACKAGE:

Store packages of SEVIN® brand RP2 Carbaryl Insecticide in cool, dry area out of reach of children and animals, preferably in a locked storage area. Do not store in areas where temperatures frequently exceed 100°F.

PESTICIDE DISPOSAL

Partially filled containers may be disposed of by securely wrapping original container in several layers of newspaper and discarding in trash. Do not contaminate water, food, or feed by storage or disposal. Discard unused pesticide spray mixture in a safe place away from water supplies.

CONTAINER DISPOSAL:

Do not reuse empty container. Do not reuse hose end sprayer assembly for other purposes. Rinse thoroughly before discarding in trash. Securely wrap both in several layers of newspaper and discard in trash.

CONTAINER DISPOSAL FOR A PLASTIC DRUM:

Triple rinse (or equivalent). Then offer container for recycling or reconditioning or puncture and dispose of container in a sanitary landfill, by incineration, or, if allowed by State and local authorities, by burning. If container is burned, stay out of smoke.

CONTAINER DISPOSAL FOR A SINGLE DOSE PACKAGE:

Discard in trash.

GENERAL CAUTIONS AND RESTRICTIONS

PLANT RESPONSE PRECAUTIONS

Application to wet foliage or during periods of high humidity may cause injury to tender foliage.

Do not use on Boston Ivy, Virginia creeper and maidenhair fern as injury may result. Carbaryl may also injure Virginia and sand pines. The use of adjuvants may increase the potential for crop injury to sensitive crops.

PREHARVEST AND GRAZING RESTRICTIONS AND LIMITATIONS

Tolerances established under the Federal Food, Drug and Cosmetic Act permit the sale of labeled crops bearing probable carbaryl residues when this product is used in accordance with the label directions. If used as directed, treated forage may be grazed or used as feed for dairy and meat animals without causing illegal residues in meat or milk. Do not apply at greater rates or at more frequent intervals than stated on the label. To do so may result in illegal residues in crops, meat, and milk.

Do not use reclaimed irrigation water from crops treated with carbaryl on crops for which carbaryl tolerances are not established.

Do not plant rotational food and feed crops not listed on this or other carbaryl labels in carbaryl treated soil.

APPLICATION STATEMENTS

Calibrate and adjust application equipment to insure proper rate and accurate placement. To clean spray system after use, drain and flush with a water and detergent mixture. Rinse thoroughly with clean water. Refer to the Storage and Disposal section for disposal instructions.

NOTE: Staining may occur on certain surfaces such as stucco, brick, cinder block, wood, fabrics, and carpet. Spray deposits on painted or stained surfaces or finishes (i.e., cars, houses, trailers, boats, etc.) should be immediately removed by washing to prevent discoloration. Avoid applications to surfaces where visible spray residues are objectionable. Staining of fabrics and carpet may be permanent.

RESISTANT SPECIES NOTICE

All references to armyworm on the crops listed below refer to the species, *Pseudaletia unipuncta*, often called the "true armyworm". Except where indicated otherwise, this product is not registered for the control of other armyworm species. Regional differences have been noted in the susceptibility of certain strains of fall armyworm, diamondback moth, Colorado potato beetle and Southern green stink bug to carbaryl. If local experience indicates inadequate control, use an alternative pesticide.

MIXING INSTRUCTIONS

TO ASSURE A UNIFORM SUSPENSION, AGITATE, STIR OR RECIRCULATE ALL CONTAINERS OF THIS PRODUCT PRIOR TO USE. Remove oil, rust, scale, pesticide residues and other foreign matter from mix tanks and entire spray system. Flush with clean water. Fill spray or mix tank with 1/2 to 3/4 the desired amount of water. Slowly add the required amount of SEVIN® brand RP2 Carbaryl Insecticide, and then the remaining volume of water. Prepare only as much spray mixture as can be applied on the day of mixing. DO NOT STORE SPRAY MIXTURE FOR PROLONGED PERIODS OR DEGRADATION OF CARBARYL MAY OCCUR. Local water conditions may also accelerate the degradation of spray mixtures containing carbaryl. See COMPATIBILITY STATEMENT below.

COMPATIBILITY INFORMATION

SEVIN® brand RP2 Carbaryl Insecticide, when diluted with at least an equal volume of water, is compatible with a wide range of pesticides. It is not compatible with diesel fuel, kerosene, fuel oil or aromatic solvents. If compatibility with another product and the resulting crop response is unknown, the mixture should be tested on a small scale. Curdling, precipitation, greasing, layer formation or increased viscosity are symptoms of incompatibility. Incompatibility will reduce insect control and may cause application and handling difficulties or plant injury. Observe all cautions and limitations on labeling of all products used in mixtures.

Carbaryl is unstable under highly alkaline conditions and mixtures with strong bases, such as Bordeaux, lime-sulfur and casein-lime spreaders, will result in chemical degradation of the insecticide. Do not use this product in water with pH values above 8.0 unless a buffer is added. If necessary, water should be buffered to neutral (pH = 7.0) before adding this product to the spray tank. Overhead irrigation with alkaline or muddy water after application will also accelerate chemical degradation and may result in reduced insect control.

APPLICATION PROCEDURES AND PRECAUTIONS

On all crops use sufficient gallonage to obtain thorough and uniform coverage. Observe crop label instructions for specific directions regarding spray volume where they occur. Calibrate spray equipment to deliver the required volume. If you should have questions about calibration, you should contact State Extension Service specialists, equipment manufacturers or other experts.

NOTE: When treatment with SEVIN® brand RP2 has been completed, further irrigation over the treated area should be avoided for 24 to 48 hours to prevent washing the chemical off the crop.

SPECIFIC USE DIRECTIONS

CROP/SITE GROUPINGS:

- Asparagus
- Brassica Leafy Vegetable Crops
- Cereal Grain Crops (Sweet Corn)
- Cucurbit Vegetables
- Fruiting Vegetables
- Leafy Vegetables
- Legume Vegetables
- Peanuts
- Root and Tuber Crops (Root and Tuber Crops except Sugar Beets and Sweet Potatoes; Sweet Potatoes)
- Small Fruits and Berries
- Tree Fruit Crops (Citrus Fruits; Olives; Pome Fruits; Stone Fruits)
- Tree Nut Crops (Pistachios; Tree Nuts)
- Trees and Ornamentals
- Turfgrass
- Control of Specific Pests Across Multiple Sites
 - Grasshoppers
 - Ticks which Vector Lyme Disease
 - Imported Fire Ants
 - Adult Mosquito Control
- Nuisance Pest Control Around Building Perimeters
- Directions for Use with a Hose-End Applicator
 - Vegetables except Asparagus and Sweet Corn
 - Asparagus
 - Sweet Corn
 - Small Fruits and Berries
 - Tree Fruit Crops
 - Turfgrass
 - Trees and Ornamentals
 - Control of Specific Pests across Multiple Sites
 - Ticks which Vector Lyme Disease
 - Imported Fire Ants
 - Adult Mosquito Control
 - Nuisance Pest Control Around Building Perimeters

INSECT CONTROL

Begin application when insect populations reach recognized economic threshold levels. Consult the Cooperative Extension Service, Consultants, or other qualified authorities to determine appropriate threshold levels for treatment and specific use information in your area. Where a dosage range is indicated, use the lower rate on light to moderate infestations, young plants and early instars and use the higher rate on heavy infestations, mature plants, advanced instars and adults. Thorough and uniform spray coverage is essential for effective control.

LEAFY VEGETABLES

CROP	PEST	FLUID OUNCES OF SEVIN® RP2 PER 1000 SQ.FT.	SPECIFIC DIRECTIONS
Leafy vegetables:	Flea beetles Harlequin bug Leafhoppers	3/4 to 1 1/2	Repeat applications as necessary up to a total of 5 times but not more often than once every 7 days.
Celery, Dandelion, Endive, Lettuce (head and leaf), Parsley, Spinach, Swiss Chard	Armyworm Aster leafhopper Corn earworm Fall armyworm Imported cabbageworm	1 1/2 to 3	
	Lygus bugs Spittlebugs Stink bugs Tarnished plant bug		

RESTRICTIONS AND PRECAUTIONS: LEAFY VEGETABLES

- o Do not apply within 14 days of harvest.
- o Do not apply more than a total of 9 fluid ounces per 1000 SQ.FT. per crop.

LEGUME VEGETABLES

CROP	PEST	FLUID OUNCES OF SEVIN® RP2 PER 1000 SQ.FT.	SPECIFIC DIRECTIONS	
Legume Vegetables: Fresh and Dried Beans (Phaseolus species including snap, navy and kidney), Fresh and Dried Peas (Pisum species), Lentils, Cowpeas, Southern Peas DO NOT USE ON LENTILS IN CALIFORNIA.	Bean leaf beetle Blister beetle Cucumber beetles Grape colaspis	Green cloverworm Japanese beetle Mexican bean beetle Velvetbean caterpillar	Repeat applications as necessary up to a total of 4 times but not more often than once every 7 days. For cutworm control, this product is most effective against species which feed on the upper portions of the plant.	
	Corn earworm			3/4 to 2 1/4
	Alfalfa caterpillar Colorado potato beetle Flea beetles Leafhoppers	Three cornered alfalfa hopper Thrips Western bean cutworm	1 1/2	Use lower rates for light to moderate populations and smaller instars and to provide maximum survival of beneficial insects and spiders. Use the higher rates for heavy populations and larger instars.
	Armyworm Cutworms European corn borer Fall armyworm	Stink bugs Tarnished plant bug Webworms	1 1/2 to 2 1/4	
	Alfalfa looper (suppression) Cowpea curculio (suppression) Painted lady (Thistle caterpillar) Pea leaf weevil	Pea weevil Saltmarsh caterpillar Woollybean caterpillar Yellowstriped armyworm	2 1/4	
	California only: Corn earworm (suppression) Limabean podborer (suppression)	Lygus bugs (suppression) Stink bugs (suppression)	2 1/4	

RESTRICTIONS AND PRECAUTIONS: LEGUME VEGETABLES

- o Do not apply within 14 days of grazing or harvest for forage or within 3 days of harvest of fresh beans or peas or within 21 days of harvest of dried beans or peas, seed, or hay.
- o Do not apply more than a total of 9 fluid ounces per 1000 SQ.FT. per crop.
- o Observe plant response precautions.

PEANUTS

CROP	PEST	FLUID OUNCES OF SEVIN® RP2 PER 1000 SQ.FT.	SPECIFIC DIRECTIONS
Peanuts	Blister beetles Mexican bean beetle	3/4 to 1 1/2	Repeat applications as necessary up to a total of 5 times but not more often than once every 7 days.
	Alfalfa caterpillar Bean leaf beetle Cucumber beetle Green cloverworm Japanese beetle Leafhoppers	Rednecked peanutworm Three cornered alfalfa hopper Thrips Velvetbean caterpillar	1 1/2 For optimum control of thrips, use directed or banded sprays with hollow cone spray nozzles. Ensure adequate coverage for the underside of leaves.
	Armyworm Corn earworm Fall armyworm	Stink bugs Webworms	1 1/2 to 2 1/4 For cutworm control, this product is most effective against species which feed on the upper portions of the plant.
	Whitefringed beetle adults	Cutworms	3

RESTRICTIONS AND PRECAUTIONS: PEANUTS

- o Do not apply within 14 days of harvest.
- o Do not apply more than a total of 12 fluid ounces per 1000 SQ.FT. per crop.
- o Observe plant response precautions.

ROOT AND TUBER CROPS

ROOT AND TUBER CROPS EXCEPT SUGAR BEETS AND SWEET POTATOES

CROP	PEST	FLUID OUNCES OF SEVIN® RP2 PER 1000 SQ.FT.	SPECIFIC DIRECTIONS
Root and Tuber Crops: Garden Beets, Carrots, Horseradish, Parsnips, Radishes, Rutabagas, Salsify, Potatoes	Flea beetles Leafhoppers	3/4 to 1 1/2	Repeat applications as necessary up to a total of 6 times but not more often than once every 7 days.
	Armyworm Aster leafhopper Colorado potato beetle Corn earworm Cutworms European corn borer Fall armyworm	Lace bugs Lygus bugs Spittlebugs Stink bugs Tarnished plant bug	1 1/2 to 3 For cutworm control, this product is most effective against species which feed on the upper portions of the plant.

RESTRICTIONS AND PRECAUTIONS: ROOT AND TUBER CROPS EXCEPT SUGAR BEETS AND SWEET POTATOES

- o Do not apply within 7 days of harvest.
- o Do not apply more than a total of 9 fluid ounces per 1000 SQ.FT. per crop.

SWEET POTATOES

CROP	PEST		FLUID OUNCES OF SEVIN® RP2 PER 1000 SQ.FT.	SPECIFIC DIRECTIONS
Sweet Potatoes	Corn earworm Cucumber beetles Flea beetles Sweet potato hornworm	Sweet potato weevil Tortoise beetles Whitefringed beetle	1 1/2 to 3	Preplant dip for control of sweet potato weevil: Just prior to planting, dip sweet potato cuttings in a suspension containing 4 gallons of this product in 100 gallons of water (5.2 fluid ounces of this product per gallon of water)
	Yellowstriped armyworm		3	For foliar sprays, repeat applications as necessary up to a total of 8 times but not more often than once every 7 days.

RESTRICTIONS AND PRECAUTIONS: SWEET POTATOES

- o Do not apply within 7 days of harvest.
- o Do not apply more than a total of 12 fluid ounces per 1000 SQ.FT. per crop with in-season sprays.
- o Do not apply more than a total of 3 3/5 fluid ounces per 1000 SQ.FT. as a preplant dip treatment.

SMALL FRUITS AND BERRIES

CROP	PEST		FLUID OUNCES OF SEVIN® RP2 PER 1000 SQ.FT.	SPECIFIC DIRECTIONS
Small Fruits and Berries: Caneberries, Blueberries, Cranberries, Grapes, Strawberries	European fruit lecanium European raspberry aphid Flea beetles Grape leaffolder Grape leafroller Japanese beetle Leafhoppers Leafrollers Meadow spittlebug Omnivorous leaftier	Rose chafer Snowy tree cricket Strawberry bud weevil Strawberry clipper Strawberry fruitworm Strawberry leafroller Strawberry weevil Western grapeleaf skeletonizer Western yellowstriped armyworm	1 1/2 to 3	OBSERVE BEE CAUTION. Repeat applications as necessary up to a total of 5 times but not more often than once every 7 days. For cutworm control, this product is most effective against species which feed on the upper portions of the plant. In grapes for grape leaffolder control, apply before first brood larvae emerge from rolls.
	Blueberry maggot Cherry fruitworm Cranberry fireworm Cranberry fruitworms Cranberry twig girdler	Elm spanworm Gypsy moth Spaganothus worm Tamished plant bug	2 1/4 to 3	In grapes, do not concentrate spray on the bunch or visible residues may result.
	Eight-spotted forester Cutworms Grape berry moth June beetles Omnivorous leafroller	Orange tortrix Raspberry fruitworm Raspberry sawfly Redbanded leafroller Saltmarsh caterpillar	3	

RESTRICTIONS AND PRECAUTIONS: SMALL FRUITS AND BERRIES


- o Do not apply within 7 days of harvest.
- o Do not apply more than a total of 15 fluid ounces per 1000 SQ.FT. per crop.
- o CAUTION: Use in cranberries may kill shrimp and crabs. Do not use in areas where these are important resources.
- o Carbaryl may injure Early Dawn and Sunrise varieties of strawberries.

POME FRUITS

CROP	PEST	FLUID OUNCES OF SEVIN® RP2 PER 1000 SQ.FT.	SPECIFIC DIRECTIONS
Pome Fruits: apples, pears, loquats, crabapples, - oriental pears, and quince)	White apple leafhopper	3/4 to 2 1/4	<p>OBSERVE BEE CAUTION</p> <p>On apples, avoid use during the period from full bloom until 30 days after full bloom unless fruit thinning is desired. Use for pest control during this period also may result in fruit removal.</p>
	Apple aphid Codling moth	1 1/2 to 4 1/2	
	Apple aphid Pearleaf blister mite Apple maggot Pear psylla Apple mealybug Pear rust mite Apple rust mite Periodical cicada Bagworms Plum curculio California pearslug (pear sawfly) Redbanded leafroller European apple sawfly Rosy apply aphid Eyespotted bud moth Scale insects (Forbes scale, Lecanium scale, San Jose scale) Fruittree leafroller Tarnished plant bug Gypsy moth Tentiform leafminers Japanese beetle Woolly apple aphid Lesser applemoth Yellowheaded fireworm Lygus bugs Orange tortrix	2 1/4 to 4 1/2	<p>Repeat applications as necessary up to a total of 8 times per crop (including thinning sprays on apples) but not more often than once every 14 days.</p> <p>For psylla control, apply when eggs hatch or young nymphs are present.</p> <p>For scale control, apply when crawlers are present.</p>
Apples Only, for Fruit Thinning		1 1/2 to 4 1/2	<p>OBSERVE BEE CAUTION.</p> <p>For easily thinned varieties: apply 1/5 to 1/3 fl.oz. per 1000 SQ.FT..</p> <p>For difficult to thin varieties: apply 1/3 to 2/3 fl.oz. per 1000 SQ.FT..</p> <p>Apply between 10 and 25 days after full bloom. Factors such as tree age, variety, nutrition, previous crop, pruning, bloom and degree of set favor excessive fruit thinning with this product. Exercise caution to avoid possible yield reduction. Rates may vary depending on variety and local orchard conditions.</p> <p>Consult with your County Extension Service or other experts for advice on the proper use of this product.</p>

RESTRICTIONS AND PRECAUTIONS: POME FRUITS

- o Do not apply within 3 days of harvest.
- o Do not apply more than a total of 22 1/2 fluid ounces per 1000 SQ.FT. per crop.
- o Do not make more than a total of 8 applications per crop.



TREE NUT CROPS


On all tree nut crops, apply in sufficient volume for adequate coverage. This will vary depending on the pest and its severity, the tree condition, size, and density, and other factors.

PISTACHIOS

CROP	PEST	FLUID OUNCES OF SEVIN® RP2 PER 1000 SQ.FT.	SPECIFIC DIRECTIONS
Pistachios	Brown soft scale Lecanium scale Navel orangeworm	4 1/2 to 7 1/2	Repeat applications as necessary up to a total of 4 times per crop (including any applications at the dormant or delayed dormant timing) but not more often than once every 7 days. For scale control, apply when crawlers are present.
	Scale insects	6 to 7 1/2	For dormant or delayed dormant timing, apply in combination with a recommended dormant oil. Refer to the dormant oil product label for additional use directions and restrictions.

RESTRICTIONS AND PRECAUTIONS: PISTACHIOS

- o Do not apply within 14 days of harvest.
- o Do not apply more than a total of 22 1/2 fluid ounces per 1000 SQ.FT. per crop, including any application at the dormant or delayed dormant timing.



TREE NUTS

CROP	PEST	FLUID OUNCES OF SEVIN® RP2 PER 1000 SQ.FT.	SPECIFIC DIRECTIONS
<p>Tree Nuts: Almonds, Chestnuts, Filberts, Pecans, Walnuts</p>	<p>Black margined aphid Calico scale Codling moth European fruit lecanium Fall webworm Filbert aphid Filbert leafroller Filbertworm Frosted scale Fruittree leafroller Hickory shuckworm Lesser webworm Navel orangeworm Peach twig borer Pecan leaf phylloxera Pecan stem phylloxera Pecan nut casebearer Pecan spittlebug Pecan weevil San Jose scale Twig girdler Walnut caterpillar</p>	<p>3 to 7 1/2</p>	<p>OBSERVE BEE CAUTION</p> <p>Repeat applications as necessary up to a total of 4 times per crop (including any applications at the dormant or delayed dormant timing) but not more often than once every 7 days.</p> <p>Use lower rates for pests attacking leaves. Use higher rates for pests attacking fruit and for higher infestations.</p> <p>For scale control, apply when crawlers are present.</p> <p>For peach twig borer, best results with foliar applications have been found by making applications in "popcorn" or petal fall stages when the May brood begins to hatch.</p> <p>For navel orangeworm in almonds and walnuts, best results have been found by timing early and midseason applications to correspond with moth flight peaks.</p> <p>For filbert leafroller, best results have been found by making applications when eggs are hatching, repeating application on first appearance of moths and again 3 to 4 weeks later.</p> <p>For codling moth in walnuts, best results have been found by making applications when average cross-sectional diameters of developing nuts are 0.5 to 0.75 inches and again during middle or late June as needed.</p>
	<p>Chestnut weevil European earwig</p>	<p>6 to 7 1/2</p>	<p>For chestnut weevil, best results have been found with 4 applications at weekly intervals beginning in late July. The last application should be made prior to shuck split.</p> <p>For European earwig, thorough coverage of trunks, branches, and nuts is needed for best results.</p>
<p>Almonds only</p>	<p>Peach twig borer Scale insects</p>	<p>6 to 7 1/2</p>	<p>For dormant or delayed dormant timing, apply in combination with a recommended dormant oil. Refer to the dormant oil product label for additional use directions and restrictions.</p>

RESTRICTIONS AND PRECAUTIONS: TREE NUTS

- o Do not apply within 14 days of harvest.
- o Do not apply more than a total of 22 1/2 fluid ounces per 1000 SQ.FT. per crop, including any application at the dormant or delayed dormant timing.

CONTROL OF SPECIFIC PESTS ACROSS MULTIPLE SITES

GRASSHOPPERS

CROP/SITE	PEST	FLUID OUNCES OF SEVIN® RP2 PER 1000 SQ.FT.	SPECIFIC DIRECTIONS
All crops/sites on this label	Grasshoppers	3/4 to 2 1/4*	Apply 3/4 to 1 1/8 fluid ounces per 1000 SQ.FT. of this product for nymphs on small plants or sparse vegetation. Apply 1 1/2 to 2 1/4 fluid ounces per 1000 SQ.FT. for mature grasshoppers or applications to dense foliage or if extended residual control is desired. Be certain spray volumes are appropriate to assure adequate coverage.

RESTRICTIONS AND PRECAUTIONS: GRASSHOPPER CONTROL

- o ***NOTE:** Refer to individual site listings elsewhere on this label for use limitations and restrictions. Do not use rates higher than listed for the site or exceed other use restrictions.


CONTROL OF TICKS WHICH VECTOR LYME DISEASE

For control of juvenile and adult ticks which vector Lyme Disease, apply the recommended amount is sufficient volume for thorough coverage.

CROP/SITE	PEST	FLUID OUNCES OF SEVIN® RP2 PER 1000 SQ.FT.	SPECIFIC DIRECTIONS
All crops/sites on this label	<i>Ixodes</i> spp. (Deer tick, Bear tick, Black legged tick) <i>Amblyomma</i> spp. (Lone star tick)	1 1/2 to 3*	Use the high rate for heavy tick infestations.* Use higher spray volumes for dense ground cover or heavy leaf litter. Target applications for nymphal control in late spring or early summer. Control of adult tick can be obtained with late summer and fall applications. Do not use spot treatments. Treat entire area and perimeter areas where exposure to ticks may occur. Ticks may be reintroduced from surrounding areas on host animals. Retreat as necessary to maintain adequate control levels*.

RESTRICTIONS AND PRECAUTIONS: CONTROL OF TICKS WHICH VECTOR LYME DISEASE

- o ***NOTE:** Refer to individual site listings elsewhere on this label for use limitations and restrictions. Do not use rates higher than listed for the site or exceed other use restrictions.
- o **DO NOT ALLOW PUBLIC USE OF TREATED AREAS DURING APPLICATION OR UNTIL SPRAYS HAVE DRIED.**




IMPORTED FIRE ANTS

CROP/SITE	PEST	FLUID OUNCES OF SEVIN® RP2 PER VOLUME OF WATER	SPECIFIC DIRECTIONS
All crops/sites on this label	Imported fire ants	3/4 fluid ounce per gallon	DRENCH APPLICATION: Apply a total of 2 gallons of the diluted solution over the surface of each mound or at least 1 quart per 6 inches of mound diameter using a bucket, can or other appropriate equipment. Thoroughly wet mound and surrounding areas to a 4 ft diameter (12 sq.ft.). Do not disturb mound prior to treatment. Pour solution from a height of about three feet to give sufficient force to break mound apex and flow into ant tunnels. For best results apply in cool weather (65-80°F) or in early morning or late evening hours. Repeat application if mound activity resumes after 7 days. Treat new mounds as they appear. Pressurized sprays may disturb the ants and cause migration, reducing product effectiveness.
All crops/sites on this label	Imported fire ants	1 1/2 quarts per 100 gallons	FOLIAR APPLICATION: (outdoor use only) Avoid contact with foliage and treat only the growing media when using on bedding plants. Do not make more than one application, either as a root dip or drench treatments (applied to the point of saturation).

RESTRICTIONS AND PRECAUTIONS: IMPORTED FIRE ANT CONTROL

- o DO NOT ALLOW PUBLIC USE OF TREATED AREAS DURING APPLICATIONS OR UNTIL DRENCH HAS DRIED.
- o DO NOT USE IN GREENHOUSES.
- o ***NOTE:** DO NOT USE ON ANY FOOD CROP NOT LISTED ON THIS LABEL. Refer to the specific crop section for additional restrictions and precautions.
- o To prepare small amounts, use 1 1/2 fluid ounce (approximately 3 tablespoons) of SEVIN® BRAND RP2 per each gallon of mix where 1 1/2 quarts per 100 gallons are indicated.



ADULT MOSQUITO CONTROL

Apply in sufficient gallonage for thorough coverage.

CROP/SITE	PEST	FLUID OUNCES OF SEVIN® RP2 PER 1000 SQ.FT.	SPECIFIC DIRECTIONS
All crops/sites on this label	Mosquitoes (adults)	3/8 to 1 1/2*	OBSERVE BEE CAUTION. Treat shrubbery and areas where adult mosquitoes congregate. Treat when adult mosquitoes are active in early mornings or late evenings. Repeat applications as necessary*.

RESTRICTIONS AND PRECAUTIONS: ADULT MOSQUITO CONTROL

- o DO NOT ALLOW PUBLIC USE OF TREATED AREAS DURING APPLICATION OR UNTIL SPRAYS HAVE DRIED.
- o CAUTION: May kill shrimp and crabs. Do not use in areas where these are important resources.
- o *NOTE: Refer to individual site listings elsewhere on this label for use limitations and restrictions. Do not use rates higher than listed for the site or exceed other use restrictions.
- o To prepare small volumes of spray mixture, use 1/2 fl. oz. (approximately 4 teaspoons) of this product in an adequate amount of water and apply to 500 sq.ft. where rates of 1 1/2 fluid ounces per 1000 SQ.FT. are indicated.

NUISANCE PEST CONTROL

For use as a perimeter treatment to prevent infestations of buildings, apply the specified dosage in a band 6 to 10 feet wide around the outside perimeter of the structure.

PEST	RATE OF SEVIN® RP2	SPECIFIC DIRECTIONS
Ants Bees Brown dog tick Centipedes Cockroaches Crickets Darkling beetle (lesser mealworm or litter beetle) Earwigs Firebrats Fleas Millipedes Scorpions Silverfish Spiders Wasps	1% solution or 5 fluid ounces per gallon	Observe plant response precautions. Apply as a coarse wet spray in a band 6 to 10 feet wide around the outside perimeter of buildings. Confine applications to areas immediately adjacent to the building. Direct application to the structure should be minimal and restricted to cracks, crevices, and areas where insects tend to congregate. For use in and around flower beds and ornamental plantings, apply as a coarse wet spray in and around plant beds. May be applied to outdoor sleeping quarters of pets. Do not treat animals. Do not allow animals to use treated area until sprays have dried.

RESTRICTIONS AND PRECAUTIONS: NUISANCE PEST CONTROL

- o DO NOT ALLOW PUBLIC USE OF TREATED AREAS DURING APPLICATIONS OR UNTIL SPRAYS HAVE DRIED.
- o NOTE: Staining may occur on certain surfaces such as stucco, brick, cinder block, wood, fabrics, and carpet. Spray deposits on painted or stained surfaces of finishes (i.e., cars, house trailers, boats, etc.) should be removed immediately by washing to prevent discoloration. Avoid application to surfaces where visible spray residues are objectionable. Staining of fabrics and carpet may be permanent.

DIRECTIONS FOR USE WITH HOSE END APPLICATOR

Kills Japanese Beetles
 Kills over 100 insects on Vegetables, Fruits, Ornamentals and Lawns
 Covers up to 1,000 square feet
 Ready To Spray
 Broccoli

VEGETABLES EXCEPT ASPARAGUS AND SWEET CORN

CROP	PEST	FLUID OUNCES OF SEVIN® RP2 PER 1000 SQ.FT.	SPECIFIC DIRECTIONS
Broccoli	Alfalfa caterpillar	1 1/2	<p>For optimum control of squash bugs time sprays for early morning or late afternoon.</p> <p>When disease transmission is suspected, monitor plants following application and retreat if reinfestation occurs.</p> <p>For cutworm control, this product is most effective against species which feed on the upper portions of the plant.</p> <p>For optimum control of thrips, ensure adequate coverage for the underside of leaves.</p>
Brussel Sprouts	Armyworm		
Cauliflower	Aster leafhopper		
Cabbage	Bean leaf beetle		
Celery	Blister beetle		
Chinese Cabbage	Colorado Potato beetle		
Collards	Cucumber beetles		
Cowpeas	Cutworms		
Cucumbers	Diamondback moth		
Dandelion	European corn borer		
Eggplant	Fall armyworm		
Endive	Flea beetles		
Fresh and Dried Beans (Phaseolus species including snap, navy and kidney)	Grape colapsis		
Fresh and Dried Peas (Pisum species)	Green cloverworm		
Kale	Harlequin bug		
Kohlrabi	Imported cabbageworm		
Lettuce (head and leaf)	Japanese beetle		
Lentils	Lace bugs		
Melons	Leafhoppers		
Mustard Greens	Melonworm		
Parsley	Mexican bean beetle		
Peanuts	Pickleworm		
Peppers	Rednecked peanutworm		
Pumpkins	Spittlebugs		
Tomatoes	Squash bugs		
Root and Tuber Crops: Garden Beets, Carrots, Horseradish, Parsnips, Radishes, Rutabagas, Salsify, Potatoes	Sweet potato hornworm		
Soybeans	Sweet potato weevil		
Southern Peas	Tarnished plant bugs		
Spinach	Three cornered alfalfa hopper		
Squash	Thrips		
Sweet Potatoes			
Swiss Chard			

RESTRICTIONS AND PRECAUTIONS: VEGETABLES

- For Broccoli, Brussel Sprouts, Cauliflower, Cabbage, Cucumbers, Eggplant, Kohlrabi, Melons, Peppers, Pumpkins, Tomatoes and Squash do not apply within 3 days of harvest.
- For Root and Tuber Crops and Sweet Potatoes do not apply within 7 days of harvest.
- For Celery, Chinese Cabbage, Collards, Cowpeas, Dandelion, Endive, Fresh and Dried Beans, Fresh and Dried Peas, Kale, Lettuce (head and leaf), Lentils, Mustard Greens, Parsley, Peanuts, Soybeans, Southern Peas, Spinach and Swiss Chard do not apply within 14 days of harvest.
- For all vegetables do not make more than a total of 4 applications per year.
- For all vegetables do not apply more than a total of 9 fluid ounces per 1000 sq.ft. per year.

DIRECTIONS FOR USE WITH HOSE END APPLICATOR, CONTINUED

SWEET CORN

CROP	PEST	FLUID OUNCES OF SEVIN® RP2 PER 1000 SQ.FT.	SPECIFIC DIRECTIONS
Sweet Corn	Armyworm Chinch bugs Corn earworm Corn rootworm adults Fall armyworm Flea beetles	3	OBSERVE BEE CAUTION Repeat applications as necessary up to a total of 8 times but not more often than once every 3 days. Optimum timing and good coverage are essential for effective control
	European corn borer	3	For insects attacking silks and ears, insecticide sprays should be applied starting when first silks appear and continuing until silks begin to dry. During silking, the minimum retreatment interval (3 days) may not provide adequate levels of protection under conditions of rapid growth or severe pest pressure. The use of an alternative product should be considered in conjunction with this product. For optimum chinch bug control, apply at least 20 gallons of total spray mixture per acre and direct spray toward stalk to provide thorough coverage. For optimum European corn borer control, do not apply less than 15 gallons of total spray mixture. For western bean cutworm, treat when infestation average 15% and at 90 to 100% tassel emergence. Treatment after 100% silk emergence will reduce effectiveness. For optimum cutworm control, apply in a 12-inch band, over the row, using sufficient volume of water to obtain thorough coverage. For broadcast application, use at least 20 gallons of total spray mixture per acre. For cutworm control, this product is most effective against species which feed on the upper portions of the plant.
	Western bean cutworm Cutworms	3	

RESTRICTIONS AND PRECAUTIONS: SWEET CORN

- Do not apply within 2 days of harvest of ears or within 14 days of harvest or grazing of forage.
- Do not apply more than a total of 24 fluid ounces per 1000 SQ.FT. per crop.

DIRECTIONS FOR USE WITH HOSE END APPLICATOR, CONTINUED

SMALL FRUITS AND BERRIES

CROP	PEST	FLUID OUNCES OF SEVIN® RP2 PER 1000 SQ.FT.	SPECIFIC DIRECTIONS																																										
Small Fruits and Berries: Caneberries, Blueberries, Cranberries, Grapes, Strawberries	<table border="0"> <tr> <td>Blueberry maggot</td> <td>Omnivorous</td> </tr> <tr> <td>Cherry fruitworm</td> <td>leafroller</td> </tr> <tr> <td>Cranberry fireworm</td> <td>Orange tortrix</td> </tr> <tr> <td>Cranberry fruitworms</td> <td>Raspberry fruitworm</td> </tr> <tr> <td>Cranberry twig girdler</td> <td>Raspberry sawfly</td> </tr> <tr> <td>Cutworms</td> <td>Redbanded leafroller</td> </tr> <tr> <td>Eight-spotted forester</td> <td>Rose chafer</td> </tr> <tr> <td>Elm spanworm</td> <td>Saltmarsh caterpillar</td> </tr> <tr> <td>European fruit lecanium</td> <td>Snowy tree cricket</td> </tr> <tr> <td>European raspberry aphid</td> <td>Spaganothus worm</td> </tr> <tr> <td>Flea beetles</td> <td>Strawberry bud weevil</td> </tr> <tr> <td>Grape berry moth</td> <td>Strawberry clipper</td> </tr> <tr> <td>Grape leaffolder</td> <td>Strawberry fruitworm</td> </tr> <tr> <td>Grape leafroller</td> <td>Strawberry leafroller</td> </tr> <tr> <td>Gypsy moth</td> <td>Strawberry weevil</td> </tr> <tr> <td>Japanese beetle</td> <td>Tarnished plant bug</td> </tr> <tr> <td>June beetles</td> <td>Western grapeleaf skeletonizer</td> </tr> <tr> <td>Leafhoppers</td> <td>Western yellowstriped armyworm</td> </tr> <tr> <td>Leafrollers</td> <td></td> </tr> <tr> <td>Meadow spittlebug</td> <td></td> </tr> <tr> <td>Omnivorous leaf-tier</td> <td></td> </tr> </table>	Blueberry maggot	Omnivorous	Cherry fruitworm	leafroller	Cranberry fireworm	Orange tortrix	Cranberry fruitworms	Raspberry fruitworm	Cranberry twig girdler	Raspberry sawfly	Cutworms	Redbanded leafroller	Eight-spotted forester	Rose chafer	Elm spanworm	Saltmarsh caterpillar	European fruit lecanium	Snowy tree cricket	European raspberry aphid	Spaganothus worm	Flea beetles	Strawberry bud weevil	Grape berry moth	Strawberry clipper	Grape leaffolder	Strawberry fruitworm	Grape leafroller	Strawberry leafroller	Gypsy moth	Strawberry weevil	Japanese beetle	Tarnished plant bug	June beetles	Western grapeleaf skeletonizer	Leafhoppers	Western yellowstriped armyworm	Leafrollers		Meadow spittlebug		Omnivorous leaf-tier		3	<p>OBSERVE BEE CAUTION.</p> <p>Repeat applications as necessary up to a total of 5 times but not more often than once every 7 days.</p> <p>For cutworm control, this product is most effective against species which feed on the upper portions of the plant.</p> <p>In grapes for grape leafroller control, apply before first brood larvae emerge from rolls.</p> <p>In grapes, do not concentrate spray on the bunch or visible residues may result.</p>
Blueberry maggot	Omnivorous																																												
Cherry fruitworm	leafroller																																												
Cranberry fireworm	Orange tortrix																																												
Cranberry fruitworms	Raspberry fruitworm																																												
Cranberry twig girdler	Raspberry sawfly																																												
Cutworms	Redbanded leafroller																																												
Eight-spotted forester	Rose chafer																																												
Elm spanworm	Saltmarsh caterpillar																																												
European fruit lecanium	Snowy tree cricket																																												
European raspberry aphid	Spaganothus worm																																												
Flea beetles	Strawberry bud weevil																																												
Grape berry moth	Strawberry clipper																																												
Grape leaffolder	Strawberry fruitworm																																												
Grape leafroller	Strawberry leafroller																																												
Gypsy moth	Strawberry weevil																																												
Japanese beetle	Tarnished plant bug																																												
June beetles	Western grapeleaf skeletonizer																																												
Leafhoppers	Western yellowstriped armyworm																																												
Leafrollers																																													
Meadow spittlebug																																													
Omnivorous leaf-tier																																													

RESTRICTIONS AND PRECAUTIONS: SMALL FRUITS AND BERRIES

- Do not apply within 7 days of harvest.
- Do not apply more than a total of 15 fluid ounces per 1000 SQ.FT. per crop.
- CAUTION: Use in cranberries may kill shrimp and crabs. Do not use in areas where these are important resources.
- Carbaryl may injure Early Dawn and Sunrise varieties of strawberries.

DIRECTIONS FOR USE WITH HOSE END APPLICATOR, CONTINUED

TREE FRUIT CROPS


On all tree fruit crops, apply in sufficient volume for adequate coverage. This will vary depending on the pest and its severity, the tree condition, size, and density, and other factors.

CITRUS FRUITS

CROP	PEST	FLUID OUNCES OF SEVIN® RP2 PER 1000 SQ.FT.	SPECIFIC DIRECTIONS
Citrus Fruits	Apopka weevil (adult) Avocado leafroller California orangedog Citrus cutworm Citrus root weevils (adults) Citrus rust mite Eriophyid mites Fruittree leafroller Fuller Rose Beetle Little leaf notcher (adult) Orange Tortrix Plant bugs Scale insects (Black scale, brown soft scale, California red scale (except in California), citrus snow scale, yellow scale) Western tussock moth	7 1/2	OBSERVE BEE CAUTION. Repeat applications as necessary up to a total of 8 times but not more often than once every 14 days. Use lower rates for pests attacking leaves. Use higher rates for pests attacking fruit and for higher infestations. For scale control, apply when crawlers are present. For best control of Eriophyid mites including citrus rust mite, apply when pest populations are low.
	California only: California red scale	7 1/2	Do not make more than 1 application per crop at rates above 7 1/2 fluid ounces. Apply when crawlers are present.

RESTRICTIONS AND PRECAUTIONS: CITRUS FRUITS

- Do not apply within 5 days of harvest.
- Do not apply more than a total of 30 fluid ounces per 1000 SQ.FT. per crop.



DIRECTIONS FOR USE WITH HOSE END APPLICATOR, CONTINUED

STONE FRUIT AND POME FRUIT

CROP	PEST	FLUID OUNCES OF SEVIN® RP2 PER 1000 SQ.FT.	SPECIFIC DIRECTIONS
<p>Stone Fruits: Apricots, Cherries, Nectarines, Peaches, Plums, and Prunes</p> <p>Pome Fruits: Apples, Pears, Loquats, Crabapples, Oriental Pears, and Quince</p>	<p>Apple aphid Apple maggot Apple mealybug Apple pandemis Apple rust mite Bagworms Black cherry aphid California pearslug (pear sawfly) Cherry fruitworm Cherry maggot (Cherry fruit fly) Codling moth Cucumber beetles Eastern tent caterpillar Eyespotted bud moth European apple sawfly European earwig Fruitree leafroller Green fruitworm Gypsy moth Japanese beetle June beetle Lesser appleworm Lesser peachtree borer Lygus bugs Mealy plum aphid</p>	<p>Orange tortrix Oriental fruit moth Peach twig borer Pearleaf blister mite Pear psylla Pear rust mite Periodical cicada Plum curculio Prune leafhopper Redbanded leafroller Rose chafer Rosey apple aphid Scale insects (Brown soft scale, Forbes scale, Lecanium scale, Olive scale, Oystershell scale, San Jose scale) Tarnished plant bug Tentiform leafminers Tussock moth Variegated leafroller White apple leafhopper Woolly apple aphid Yellowheaded fireworm</p>	<p>4 1/2</p> <p>OBSERVE BEE CAUTION.</p> <p>Repeat applications as necessary up to a total of 3 times per crop but not more often than once every 7 days. An additional application at the dormant or delayed dormant timing may be made.</p> <p>For optimum scale control, apply when crawlers are present.</p> <p>For lesser peachtree borer, best results have been found by thoroughly spraying limbs and tree trunks at weekly intervals during moth flight.</p> <p>For psylla control, apply when eggs hatch or young nymphs are present.</p>

RESTRICTIONS AND PRECAUTIONS: STONE FRUIT AND POME FRUIT

- Do not apply within 3 days of harvest.
- Do not apply more than a total of 21 fluid ounces per 1000 SQ.FT. per crop.
- Do not apply more than a total of 13 1/2 fluid ounces per 1000 SQ.FT. during the production season.

DIRECTIONS FOR USE WITH HOSE END APPLICATOR, CONTINUED

TREE NUT CROPS

On all tree nut crops, apply in sufficient volume for adequate coverage. This will vary depending on the pest and its severity, the tree condition, size, and density, and other factors.

TREE NUTS

CROP	PEST	FLUID OUNCES OF SEVIN® RP2 PER 1000 SQ.FT.	SPECIFIC DIRECTIONS
<p>Tree Nuts: Almonds, Chestnuts, Filberts, Pecans, Walnuts Pistachios</p>	<p>Black margined aphid Brown soft scale Calico scale Chestnut weevil Codling moth European earwig European fruit lecanium Fall webworm Filbert aphid Filbert leafroller Filbertworm Frosted scale Fruitree leafroller Hickory shuckworm Lecanium Lesser webworm Navel orangeworm Peach twig borer Pecan leaf phylloxera Pecan stem phylloxera Pecan nut casebearer Pecan spittlebut Pecan weevil San Jose scale Twig girdler Walnut caterpillar</p>	<p>7 1/2</p>	<p>OBSERVE BEE CAUTION</p> <p>Repeat applications as necessary up to a total of 4 times per crop (including any applications at the dormant or delayed dormant timing) but not more often than once every 7 days.</p> <p>Use lower rates for pests attacking leaves. Use higher rates for pests attacking fruit and for higher infestations.</p> <p>For scale control, apply when crawlers are present.</p> <p>For chestnut weevil, best results have been found with 4 applications at weekly intervals beginning in late July. The last application should be made prior to shuck split.</p> <p>For peach twig borer, best results with foliar applications have been found by making applications in "popcorn" or petal fall stages when the May brood begins to hatch.</p> <p>For navel orangeworm in almonds and walnuts, best results have been found by timing early and midseason applications to correspond with moth flight peaks.</p> <p>For filbert leafroller, best results have been found by making applications when eggs are hatching, repeating application on first appearance of moths and again 3 to 4 weeks later.</p> <p>For codling moth in walnuts, best results have been found by making applications when average cross-sectional diameters of developing nuts are 0.5 to 0.75 inches and again during middle or late June as needed.</p> <p>For European earwig, thorough coverage of trunks, branches, and nuts is needed for best results.</p>

RESTRICTIONS AND PRECAUTIONS: TREE NUTS

- O Do not apply within 14 days of harvest.
- O Do not apply more than a total of 22 1/2 fluid ounces per 1000 SQ.FT. per crop, including any application at the dormant or delayed dormant timing.

DIRECTIONS FOR USE WITH A HOSE END APPLICATOR, CONTINUED

TREES AND ORNAMENTALS

CROP	PEST	FLUID OUNCES OF SEVIN® RP2 PER 1000 SQ.FT.	SPECIFIC DIRECTIONS
<p>Trees, Ornamentals (Roses, Flowers, Other Herbaceous Plants), Woody Plants and Shrubs</p>	<p>Ants Apple aphid Armyworm Ash whitefly Azalea leafminer Bagworms Balsam twig aphid Birch leafminer Blister beetle Boxelder bug Boxwood leafminer Brown tail moth Cankerworms Catalpa sphinx Chiggers Cooley spruce gall adelgid Cutworms Cypress tip moth Douglas-fir tussock moth Eastern spruce gall adelgid Elm leaf aphid Elm leaf beetle Elm spanworm Eriophyid mites European pine shoot moth Fall armyworm Flea beetle Fuchsia gall mite Fuller rose beetle Gall midges Gall wasps Greenstriped mapieworm Grasshoppers Gypsy Moth Hackberry nipplegall maker Holly bud moth Holly leafminer Jackpine budworm Japanese beetle Jeffrey pine needleminer June beetles Lace bugs Leafhoppers Leafrollers Locust borer</p>	<p>Maple leafcutter Mealy bugs Mimosa webworm Nantucket pine tip moth Oak leafminers Oak moth Oak skeletonizer Oakworm complex Oleander caterpillar Olive ash borer Orange-striped oakworm Periodical cicada Pine looper Pine sawfly Pine spittlebug Pitch pine tip moth Spruce budworm Plant bugs Poinsettia hornworm Psyllids Puss caterpillar Redhumped oakworm Rose aphid Rose chafer Rose slug Saddled prominent Sawflies (exposed) Scale insects (crawlers) Sowbugs Spiney elm caterpillar Springtails Spruce needleminer Subtropical pine tip moth Tent caterpillars Thorn bug Thrips (exposed) Ticks Walnut caterpillar Webworms Western hemlock looper Western spruce budworm Willow leaf beetles Woolly gall aphid Yellow poplar weevil</p>	<p>1 1/2</p> <p>Observe directions on applicator label.</p>

DIRECTIONS FOR USE WITH A HOSE END APPLICATOR, CONTINUED

CONTROL OF SPECIFIC PESTS ACROSS MULTIPLE SITES

CROP/SITE	PEST	FLUID OUNCES OF SEVIN® RP2 PER 1000 SQ.FT.	SPECIFIC DIRECTIONS
<p>Ticks Which Vector Lyme Disease</p> <p>All crops/sites on this label</p>	<p><i>Ixodes</i> spp. (Deer tick, Bear tick, Black legged tick)</p> <p><i>Amblyomma</i> spp. (Lone star tick)</p>	<p>1 1/2 to 3 fl.oz. per 1000 SQ.FT.</p>	<p>Use the high rate for heavy tick infestations.*</p> <p>Use higher spray volumes for dense ground cover or heavy leaf litter.</p> <p>Target applications for nymphal control in late spring or early summer. Control of adult tick can be obtained with late summer and fall applications.</p> <p>Do not use spot treatments. Treat entire area and perimeter areas where exposure to ticks may occur. Ticks may be reintroduced from surrounding areas on host animals. Retreat as necessary to maintain adequate control levels*.</p>
<p>Imported Fire Ants</p> <p>All crops/sites on this label</p>	<p>Imported fire ants</p>	<p>1 1/2 fl.oz. per mound.</p>	<p>MOUND DRENCH APPLICATION:</p> <p>Apply approximately 2 gallons of the hose-end spray solution over the surface of the mound. Thoroughly wet mound and surrounding areas to a 4 ft diameter (12 sq.ft.). Do not disturb mound prior to treatment. Direct flow at mound to disrupt and allow solution to flow into ant tunnels. For best results apply in cool weather (65-80°F) or in early morning or late evening hours. Repeat application if mound activity resumes after 7 days. Treat new mounds as they appear.</p>
<p>Adult Mosquito Control</p> <p>All crops/sites on this label</p>	<p>Mosquitoes (adults)</p>	<p>1 1/2 fl.oz. per 1000 SQ.FT.</p>	<p>OBSERVE BEE CAUTION.</p> <p>Treat shrubbery and areas where adult mosquitoes congregate. Treat when adult mosquitoes are active in early mornings or late evenings.</p> <p>Repeat applications as necessary*.</p>
<p>Nuisance Pest Control</p>	<p>Ants Bees Brown dog tick Centipedes Cockroaches Crickets Darkling beetle (lesser mealworm or litter beetle) Earwigs Firebrats Fleas Millipedes Scorpions Silverfish Spiders Wasps</p>	<p>12 fl.oz. per 1000 SQ.FT. as a perimeter treatment</p>	<p>PERIMETER TREATMENT DIRECTIONS:</p> <p>Observe plant response precautions.</p> <p>Apply as a coarse wet spray in a band 6 to 10 feet wide around the outside perimeter of buildings. Confine applications to areas immediately adjacent to the building. Direct application to the structure should be minimal and restricted to cracks, crevices, and areas where insects tend to congregate.</p> <p>For use in and around flower beds and ornamental plantings, apply as a coarse wet spray in and around plant beds.</p> <p>May be applied to outdoor sleeping quarters of pets. Do not treat animals. Do not allow animals to use treated area until sprays have dried.</p>

RESTRICTIONS AND PRECAUTIONS:

- DO NOT ALLOW PUBLIC USE OF TREATED AREAS DURING APPLICATIONS OR UNTIL SPRAYS HAVE DRIED.
- NOTE: Staining may occur on certain surfaces such as stucco, brick, cinder block, wood, fabrics, and carpet. Spray deposits on painted or stained surfaces of finishes (i.e., cars, house trailers, boats, etc.) should be removed immediately by washing to prevent discoloration. Avoid application to surfaces where visible spray residues are objectionable. Staining of fabrics and carpet may be permanent.
- CAUTION: May kill shrimp and crabs. Do not use in areas where these are important resources.

SPECIFIC USE DIRECTIONS FOR A SINGLE DOSE PACKAGE

Mix the entire contents of this packet (0.57 ounces) with one gallon of water. For safety and performance reasons, this mixed product should not be stored once opened.

VEGETABLES

For control of all the vegetable pests listed below, apply this product to effectively cover both the upper and lower surfaces of the plant to the point of runoff.

Repeat applications as necessary up to a total of 4 times for Legume vegetables, Brassica Leafy vegetables; 5 times for asparagus, peanuts and leafy vegetables; 6 times for cucurbit vegetables, root and tuber vegetables; 7 times for fruiting vegetables; and 8 times for sweet corn but not more often than once every 7 days.

NOTE: This product is not registered for use on celery and sweet potatoes in California.

Do not treat asparagus more than once every 3 days as excessive residues may result.

The number in parenthesis following each vegetable grouping refers to the minimum interval that must be observed between the date of the last application and the date of harvest.

VEGETABLES	PESTS	
Beans (including Black-eyed peas, Crowder or Southern peas, Dry beans, Green beans, Lima beans, Navy beans, and Snap beans), Carrots, Corn, Cucumber, Eggplant, Melons, Okra, Peanuts, Pepper, Potato, Tomato (0 days until harvest)	Alfalfa caterpillar	Lygus bug
Asparagus (1 day until harvest)	Apache cicada	Melonworm
Broccoli, Brussels sprouts, Cabbage, Cauliflower, Cowpeas, Garden beet roots, Head lettuce, Horseradish, Kohlrabi, Parsnips, Peas, Radishes, Rutabagas, Salsify roots, Turnip roots (3 days until harvest)	Armyworms	Mexican bean beetle
Chinese cabbage, Celery, Collards, Dandelions, Endive (Escarole), Garden beet tops, Hanover salads, Kale, Mustard greens, Leaf lettuce, Parsley, Salsify tops, Spinach, Swiss chard, Turnip tops (14 days until harvest)	Asparagus beetle	Pea leaf weevil
	Aster leafhopper	Pea weevil
	Bean leaf beetle	Rednecked peanutworm
	Blister beetles	Sap beetles
	Chinch bug	Southwestern corn borer
	Colorado potato beetle	Spittlebugs
	Corn earworm	Squash bugs
	Corn rootworm adult	Stink bugs
	Cowpea curculio	Sweet potato weevil
	Cucumber beetle	Tarnished plant bug
	Cutworms	Three cornered alfalfa hopper
	European corn borer	Thrips
	Fall Armyworm	Tomato hornworm
	Flea beetles	Tomato pinworm
	Grasshoppers	Tortoise beetle
	Green cloverworm	Velvetbean caterpillar
	Harlequin bug	Webworms
	Imported cabbageworm	Western bean cutworm
	Japanese beetle	Whitefringed beetle adults
	Lace bugs	Yellowstriped armyworm
	Leafhoppers	
	Lima bean pod borer	

FRUITS

This product may be used as a spot treatment for localized pest infestations on the tree fruits listed below. Do not use on large trees or where pest populations are generally inaccessible to spray deposits, as inadequate control will result. Direct spray toward upper and lower leaf surfaces and between fruit clusters, and on small limbs and trunks to the point of runoff where pests appear. Repeat applications as necessary up to a total of 8 times for tree fruits and 5 times for small fruits but not more often than once every 7 days.

NOTE: To avoid undesired apple thinning, delay use until at least 30 days after full bloom. Carbaryl insecticide may injure early dawn and sunrise strawberry varieties on the Delmarva Peninsula. The number in parenthesis following each fruit and nut grouping refers to the minimum interval that must be observed between the date of the last application and the date of harvest.

TREE FRUITS	SMALL FRUITS	PESTS	
Apples, Cherries, Peaches, Pears, Plums, Prunes (1 day until harvest) Apricots, Nectarines (3 days until harvest) Citrus (5 days until harvest)	Blueberries, Grapes (0 day until harvest) Strawberries (1 day until harvest) Blackberries, Raspberries, Dewberries (7 days until harvest)	Apple aphid	Lesser appleworm
		Apple maggot	Lesser peachtree borer
		Apple mealybug	Meadow spittlebug
		Apple pandemis	Mealy plum aphid
		Apple rust mite	Omnivorous leaflier (Strawberry fruitworm)
		Apple sucker	Omnivorous Leafroller
		Avocado leafroller	Orange tortrix
		Bagworms	Oriental fruit moth
		Black cherry aphid	Oystershell scale
		Black scale	Peach twig borer
		Blueberry maggot	Pear leaf blister mite
		Brown soft scale	Pear psyllia
		California red scale	Pear rust mite
		Cherry Fruitworm	Periodical cicada
		Cherry maggot	Plum curculio
Citricola scale	Prune leafhopper		
Citrus cutworm	Raspberry sawfly		
Citrus root weevil	Red-banded leafroller		
Citrus snow scale	Rose chafer		
Codling moth	Rosy apple aphid		
Cucumber beetles	Saltmarsh caterpillar		
Cutworms	San Jose scale		
Eastern tent caterpillar	Snowy tree cricket		
Eightspotted forester	Strawberry weevil		
European apple sawfly	Tamished plant bug		
European earwig	Tentiform leafminers		
European raspberry aphid	Tussock moth		
Eyespotted budmoth	Variiegated leafroller		
Forbes scale	Western grapeleaf skeletonizer		
Fruittree leafroller	Western tussock moth		
Grape berry moth	Western yellowstriped armyworm		
Grape leafhopper	West Indian sugarcane bore, (adults)		
Grape leafroller	White apple leafhopper		
Green fruitworm	Woolly apple aphid		
Japanese beetles	Yellow headed fireworm		
June beetles			
Leafhoppers			
Leafrollers			
Lecanium scale			

TREES, ORNAMENTALS, SHRUBS AND FLOWERS

This product may be used as a spot treatment for **localized pest** infestations on trees. Do not use on large trees or where pest populations are generally inaccessible to spray deposits, as **inadequate control** will result. Direct spray toward the upper and lower leaf surfaces and small trunks, stems and twigs to the **point of runoff** where pests appear. Repeat applications as necessary up to a total of 4 times for trees and 6 times for ornamentals, shrubs and flowers but not more often than once every 7 days.

TREES	PESTS		
Trees including: Shade trees, Shelter belts, Plantations, Parks and Recreational Areas Ornamentals including: Roses, Other Herbaceous plants, Woody plants, Shrubs	Ants	Hackberry nippegall maker	Poinsettia hornworm
	Apple aphid	Holly budmoth	Psyllids
	Armyworm	Holly leafminer	Puss caterpillar
	Azalea leafminer	Jackpine budworm	Redhumped oakworm
	Bagworms	Japanese beetles	Rose aphid
	Birch leafminer	Jeffrey pine needleminer	Rose chafer
	Blister beetle	June beetles	Roseslug
	Boxelder bug	Plant bugs	Saddled prominent
	Boxwood leafminer	Lace bugs	Sawflies (exposed)
	Browntail moth	Leafhoppers	Scale insects
	Cankerworms	Leafrollers	Sowbugs
	Catalpa sphinx	Locust borer	Spiny elm caterpillar
	Chiggers	Maple leafcutter	Springtails
	Cooley spruce gall aphid	Mealybugs	Spruce budworm
	Elm leaf aphid	Mimosa webworm	Spruce needleminer
	Elm leaf beetle	Nantucket pine tip moth	Subtropical pine tip moth
	Elm spanworm	Oak leafminers	Tent caterpillar
	Eriophyd mites	Oak leaf skeletonizer	Thorn bug
	European pine shoot moth	Oakworm complex	Thrips (exposed)
	Fall armyworm	Oleander caterpillar	Ticks
	Flea beetles	Olive ash borer	Walnut caterpillar
	Fuller rose beetles	Orange-striped oakworm	Webworms
	Gall midges	Orange tortrix	Western hemlock looper
	Gall wasps	Periodical cicada	Western spruce budworm
	Grasshoppers	Pine sawfly	Willow leaf beetles
	Green striped mapleworm	Pine spittlebug	Yellow poplar weevil
	Gypsy moth	Pitch pine tip moth	

PEST CONTROL AROUND BUILDINGS AND OTHER OUTDOOR AREAS

This product may be used as a spot treatment **around buildings** such as homes, apartments, warehouses, barns and municipal and recreational areas to control the pests listed below. **Thoroughly wet** the outside perimeter of dwellings and other areas where pests tend to congregate.

NOTE: Staining may occur on certain surfaces such as **stucco, brick, cinder block and wood**. Therefore, applications of this product to surfaces where a noticeable residue or **discoloration is objectionable** should be avoided. Do not apply to carpets or draperies as staining may occur. Care should also be exercised to **avoid spotting** of wallpaper and fabrics.

Do not use this product in commercial food areas of **food handling** establishments, restaurants or other places where food is prepared or processed. Do not use in serving areas while **food is exposed**.

PESTS	
Ants	Earwigs
Bees	Fireboats
Wasps	Silverfish
Brown dog tick	Fleas
Carpenter ants	Millipedes
Centipedes	Scorpions
Cockroaches	Spiders
Crickets	

