

SEVIMOL[®] brand Carbaryl Insecticide

FOR AGRICULTURAL OR COMMERCIAL USE ONLY

ACTIVE INGREDIENT:

Carbaryl (1-naphthyl N-methylcarbamate)40% by wt. ✓

INERT INGREDIENTS:60% by wt.

E.P.A. Reg. No. 264-321

E.P.A. Est. No. 264-MO-02

KEEP OUT OF REACH OF CHILDREN WARNING AVISO

PRECAUCION AL USARIO: Si usted no lee ingles, no use este producto hasta que le etiqueta haya sido explicado ampliamente.

TRANSLATION TO THE USER: If you cannot read English, do not use this product until the label has been fully explained to you.

For **MEDICAL** And **TRANSPORTATION** Emergencies **ONLY** Call 24 Hours A Day 1-800-334-7577
For **PRODUCT USE** Information Call 1-800-334-9745

STATEMENT OF PRACTICAL TREATMENT

IF SWALLOWED: Never give anything by mouth to an unconscious or convulsing person. If conscious and not convulsing, drink 1 to 2 glasses of water and induce vomiting by touching the back of the throat with finger. Get medical attention. ✓

IF IN EYES: Flush eyes with plenty of water. Get medical attention if irritation persists. ✓

IF ON SKIN: Wash thoroughly with soap and water.

IF INHALED: Move from contaminated atmosphere and call a physician. ✓

GENERAL

Contact a physician immediately in all cases of suspected poisoning. Transport to a physician or hospital immediately and **SHOW A COPY OF THIS LABEL TO THE PHYSICIAN.** If poisoning is suspected in animals, contact a veterinarian. ✓

NOTE TO PHYSICIAN

Carbaryl is a carbamate insecticide, which is a cholinesterase inhibitor. Overexposure to this substance may cause toxic signs and symptoms due to stimulation of the cholinergic nervous system. These effects of overexposure are spontaneously and rapidly reversible. Gastric lavage may be used if this product has been swallowed. Carbaryl poisoning may occur rapidly after ingestion and prompt removal of stomach contents is indicated. ✓

Specific treatment consists of parenteral atropine sulfate. Caution should be maintained to prevent overatropinization. Mild cases may be given 1 to 2 mg intramuscularly every 10 minutes until full atropinization has been achieved and repeated thereafter whenever symptoms reappear. Severe cases should be given 2 to 4 mg intravenously every 10 minutes until fully atropinized, then intramuscularly every 30 to 60 minutes to maintain the effect for at least 12 hours. Dosages for children should be appropriately reduced. Complete recovery from overexposure is to be expected within 24 hours. ✓

Narcotics and other sedatives should not be used. Further, drugs like 2-PAM (pyridine-2-aldoxime methiodide) are NOT recommended.

To aid in confirmation of a diagnosis, urine samples should be obtained within 24 hours of exposure and immediately frozen. Analyses will be arranged by Rhône-Poulenc Ag Company.

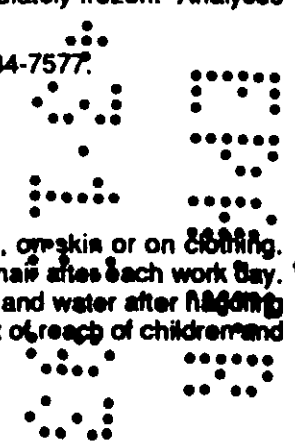
Consultation on therapy can be obtained at all hours by calling the Rhône-Poulenc emergency number 1-800-334-7577.

PRECAUTIONARY STATEMENTS

WARNING

HAZARDS TO HUMANS AND DOMESTIC ANIMALS

MAY BE FATAL IF SWALLOWED. Do not breathe spray mist. Do not take internally. Do not get in eyes, on skin or on clothing. Wear regular long-sleeved work clothing and head covering. Change to clean clothing daily. Bathe and wash hair after each work day. Do not eat, drink or use tobacco while working with this product or spray solutions. Wash thoroughly with soap and water after handling and before eating, drinking or using tobacco. Remove contaminated clothing and wash before reuse. Keep out of reach of children and domestic animals. ✓



BEST AVAILABLE COPY

OVEREXPOSURE MAY CAUSE: Salivation, watery eyes, pinpoint eye pupils, blurred vision, muscle tremors, difficult breathing, excessive sweating, abdominal cramps, nausea, vomiting, diarrhea, weakness, headache. **IN SEVERE CASES CONVULSION, UNCONSCIOUSNESS AND RESPIRATORY FAILURE MAY OCCUR. SIGNS AND SYMPTOMS OF OVEREXPOSURE OCCUR RAPIDLY FOLLOWING EXPOSURE TO THIS PRODUCT.**

ANTIDOTE STATEMENT

ATROPINE SULFATE IS HIGHLY EFFECTIVE AS AN ANTIDOTE. Narcotics and other sedatives should not be used. Further, drugs like 2-PAM (pyridine-2-aldoxime methiodide) are not recommended. See NOTE TO PHYSICIAN.

ENVIRONMENTAL HAZARDS

This product is extremely toxic to aquatic and estuarine invertebrates. Do not apply directly to water and wetlands ^{change} except under the forest canopy and use on rice. Discharge from rice fields may kill aquatic and estuarine invertebrates. Do not apply when weather conditions favor drift from area treated. Do not contaminate water when disposing of equipment washwaters.

BEE CAUTION: MAY KILL HONEYBEES IN SUBSTANTIAL NUMBERS.

This product is highly toxic to bees exposed to direct treatment on blooming crops or weeds. Do not apply this product or allow it to drift to blooming crops or weeds if bees are visiting the treatment area. Contact your Cooperative Agricultural Extension Service or your local Rhône-Poulenc Ag Company representative for further information.

DIRECTIONS FOR USE

It is a violation of Federal Law to use this product in a manner inconsistent with its labeling. Read entire label before using this product.

STRICTLY OBSERVE LABEL DIRECTIONS AND CAUTIONS, AND APPLICABLE FEDERAL AND STATE REGULATIONS. DO NOT USE ON ANY CROP NOT LISTED ON THIS LABEL OR SUPPLEMENTAL LABELING AS ANY RESIDUES REMAINING MAY BE ILLEGAL OR HARMFUL.

GENERAL WORKER PROTECTION STATEMENTS

Do not apply this product in such a manner as to directly or through drift expose workers or other persons. The area treated must be vacated by unprotected persons.

Do not enter treated areas without protective clothing until sprays have dried.

Because certain states may require more restrictive reentry intervals for various crops treated with this product, consult your State Department of Agriculture for further information.

Written or oral warnings must be given to workers who are expected to be in treated area or in an area about to be treated with this product. Advise workers to stay out of fields during applications and until sprays have dried. Regular long-sleeved work clothing should be worn when working in treated fields. See PRECAUTIONARY STATEMENTS, STATEMENT OF PRACTICAL TREATMENT and NOTE TO PHYSICIAN for information on accidental exposures. When oral warnings are given, warnings shall be given in a language customarily understood by workers. Oral warnings must be given if there is reason to believe that written warnings cannot be understood by workers. Written warnings must include the following information: Appropriate signal word (WARNING), area treated with SEVIMOL® brand Carbaryl Insecticide, date of application, appropriate clothing and reentry interval (i.e., until sprays have dried).

STORAGE AND DISPOSAL

STORAGE

Store unused SEVIMOL® brand Carbaryl Insecticide in original container only, in cool, dry area out of reach of children and animals. Do not store in areas where temperatures frequently exceed 100°F. Product may be used after freeze thaw conditions.

PESTICIDE DISPOSAL

Do not contaminate water, food, or feed by storage or disposal. Open dumping prohibited. Wastes resulting from the use of this product may be disposed of on site or at an approved waste disposal facility.

CONTAINER DISPOSAL

Triple rinse (or equivalent). Then offer for recycling or reconditioning, or puncture and dispose of in a sanitary landfill, or incineration, or, if allowed by state and local authorities, by burning. If container is burned, stay out of smoke.

GENERAL INFORMATION

SEVIMOL® brand Carbaryl Insecticide is a suspension of microfine SEVIN® brand Carbaryl Insecticide in an aqueous medium. It readily disperses in water to form a spray which may be applied by air or ground.

PREHARVEST AND GRAZING INFORMATION AND LIMITATIONS

Tolerances established under the Federal Food, Drug and Cosmetic Act permit the sale of crops bearing probable carbaryl residues when this product is used in accordance with label directions. If used as directed, treated forage may be grazed or used as feed for dairy and meat animals without causing illegal residues in meat or milk. See specific crop directions for grazing and preharvest interval restrictions and limitations. Do not apply at greater rates or at more frequent intervals than are stated on the label. To do so may result in illegal residues in crops, meat and milk.

Do not plant rotational food and feed crops not listed on this or other carbaryl labels in carbaryl treated soil.

Do not use reclaimed irrigation water from crops treated with carbaryl on upland crops for which carbaryl tolerances are not established.

PLANT RESPONSE PRECAUTIONS

To avoid possible injury to tender foliage, do not apply to wet foliage or during periods of high humidity.

Do not use on Boston Ivy, Virginia creeper and maidenhair fern as injury will result. Carbaryl may also injure Virginia and sand pines.

Carefully observe label instructions on apple thinning to avoid excessive thinning. Combinations with certain herbicides on rice and soybeans may be phytotoxic. Refer to specific directions for appropriate crop.

SPRAY PREPARATION

TO ASSURE A UNIFORM PRODUCT, AGITATE, STIR OR RECIRCULATE ALL CONTAINERS OF THIS PRODUCT PRIOR TO USE. Remove oil, rust, scale, pesticide residues and other foreign matter from mix tanks and entire spray system. Flush with clean water. Fill spray or mix tank with 1/2 to 3/4 the desired amount of water. Start mechanical or hydraulic agitation. Slowly add the required amount of SEVIMOL® brand Carbaryl Insecticide and then the remaining volume of water. Include rinse water from container. Prepare only as much spray mixture as can be applied on the day of mixing. MAINTAIN CONTINUOUS AGITATION DURING MIXING AND APPLICATION TO ASSURE A UNIFORM SUSPENSION. DO NOT STORE SPRAY MIXTURES FOR PROLONGED PERIODS OR DEGRADATION OF CARBARYL MAY OCCUR. Local water conditions may also accelerate the degradation of spray mixtures containing carbaryl. See COMPATIBILITY STATEMENT below.

COMPATIBILITY

SEVIMOL® brand Carbaryl Insecticide, when diluted with an equal volume of water, is compatible with a wide range of pesticides. It is not compatible with diesel fuel, kerosene, fuel oil or aromatic solvents. If compatibility with another product and the resulting crop response is unknown, it should be tested on a small scale. Curdling, precipitation, greasing, layer formation or increased viscosity are symptoms of incompatibility. Incompatibility will reduce insect control and may cause mechanical difficulties or plant injury. Observe all cautions and limitations on labeling of all products used in mixtures. WHEN PREPARING COMBINATIONS SPRAYS, FIRST ADD SEVIMOL® BRAND CARBARYL INSECTICIDE TO AT LEAST AN EQUAL VOLUME OF WATER, MIX THOROUGHLY, AND THEN ADD COMBINATION PRODUCTS TO THE MIXTURE. DO NOT APPLY TANK MIX COMBINATIONS UNLESS YOUR PREVIOUS EXPERIENCE INDICATES THE MIXTURE IS EFFECTIVE AND WILL NOT RESULT IN APPLICATION PROBLEMS, OR PLANT INJURY.

Carbaryl is unstable under highly alkaline conditions and mixtures with strong bases, such as Bordeaux, lime-sulfur and casein-lime spreaders, will result in chemical degradation of the insecticide. Do not use this product in water with pH values above 8.0 unless a buffer is added. If necessary, water should be buffered to neutral (pH=7.0) before adding this product to the spray tank. Overhead irrigation with alkaline or muddy water after application will also accelerate chemical degradation and may result in reduced insect control.

APPLICATION


Do not apply this product through any type of irrigation system.

May be applied undiluted to cotton. On all crops, use sufficient gallonage to obtain thorough and uniform coverage. Observe crop label instructions for specific directions regarding spray volume where they occur. Calibrate spray equipment to deliver the required volume.

The flow rate of this product diluted 1:1 with water is similar to water. Use 50 mesh slotted strainers in spray system and 25 mesh slotted strainers behind nozzles.

To clean spray system after use, drain and flush with water and detergent mixture. Rinse thoroughly with clean water. Refer to the Storage and Disposal directions for disposal instructions.


BEST AVAILABLE COPY



INSECT CONTROL

Begin application when insect populations reach recognized economic threshold levels. Consult the Cooperative Extension Service, professional consultants or other qualified authorities to determine appropriate threshold levels for treatment in your area. Where a dosage range is indicated, use lower rate on light to moderate infestations, young plants and early insect instars and the higher rate on heavy infestations, mature plants, advanced insect instars and adults. Thorough and uniform spray coverage is essential for effective control.


NOTE: All references to armyworm on the crops listed below refer to the species, *Pseudaletia unipuncta*, often called the "true armyworm." Except where indicated otherwise, this product is not registered for the control of other armyworm species. Regional differences have been noted in the susceptibility of certain strains of fall armyworm, Colorado potato beetle, spotted tentiform leafminer, and tobacco budworm (on cotton) to carbaryl. Control can only be claimed for stink bugs other than the Southern green stink bug for which only suppression is claimed. If local experience indicates inadequate control, use an alternative pesticide.




FORAGE, FIELD AND VEGETABLE CROPS

Use at least 1 gallon of finished spray per acre for aerial application and at least 3 gallons of finished spray per acre for concentrate ground application. To prepare small volumes of spray, use 1/2 fluid ounce of SEVIMOL® brand Carbaryl Insecticide per gallon of water where 1 quart per acre is specified and apply in sufficient volume to obtain thorough and uniform coverage. 1 Tablespoon=1/2 fluid ounce SEVIMOL® brand Carbaryl Insecticide.


CROP	INSECT	QUARTS OF SEVIMOL® BRAND/ACRE	PREHARVEST INTERVAL (DAYS)	SPECIFIC DIRECTIONS
All Forage, Field and Vegetable Crops	Grasshoppers	1/2 to 1 1/2 Unless Noted Otherwise	See specific Field or Vegetable Crop	Use the lower rate for nymphs on small plants or sparse vegetation. Use the higher rate for mature grasshoppers or applications to dense vegetation or when extended residual control is desired. Be certain spray volumes are appropriate to assure adequate coverage.
Alfalfa Clovers	Blister beetles Mexican bean beetle	1/2 to 1	3 (clovers)	Observe plant response precautions. On dense growth use 25 to 40 gallons per acre with ground equipment to ensure adequate coverage.
	Alfalfa caterpillar Bean leaf beetle Cucumber beetles Green cloverworm Japanese beetle Three cornered alfalfa hopper	1	7 (alfalfa)	For alfalfa weevil larvae, if pretreatment damage is extensive, cut alfalfa and treat the stubble. Apply only once per cutting.
	Amyworm Cloverhead weevil Corn earworm Egyptian alfalfa weevil larvae Essex skipper European alfalfa beetle	Fall army-worm Lygus bugs Stink bugs Webworms Yellow-striped army-worm	1 to 1 1/2	
	Alfalfa weevil larvae West of the Rocky Mountains East of the Rocky Mountains		1 to 1 1/2 1 1/2	
	Grasshoppers		1/2 to 1 1/2	Refer to the general GRASSHOPPER heading above.



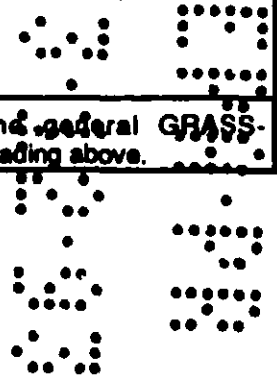
CROP	INSECT	QUARTS OF SEVIMOL® BRAND/ACRE	PREHARVEST INTERVAL (DAYS)	SPECIFIC DIRECTIONS	
Asparagus	Asparagus beetle	1 to 2	1	Treat ferns or brush growth. Do not treat more than once every 3 days.	
	Apache cicada Asparagus beetle	2 to 4	Post harvest application only		
Beans (including blackeyed peas, cowpeas, crowder or southern peas, dry beans, green beans, lima beans, navy beans and snap beans) Lentils DO NOT USE ON LENTILS IN CALIFORNIA	Blister beetles Mexican bean beetle	1/2 to 1		Observe plant response precautions.	
	Alfalfa caterpillar Bean leaf beetle Cucumber beetles Leafhoppers Flea beetles Green cloverworm Japanese beetle Western bean cutworms	Three cornered alfalfa hopper Thrips Velvetbean caterpillar	1		0 (except cowpeas) 3 (cowpeas)
	Armyworm Corn earworm Cutworms European corn borer	Fall armyworm Stink bugs Tarnished plant bug Webworms	1 to 1 1/2		
	Alfalfa looper		1 1/2		
	Cowpea curculio		2		
	Grasshoppers		1/2 to 1 1/2		
	Corn earworm Limabean pod borer	Lygus bugs Stink bugs	2		Refer to the general GRASSHOPPER heading above. CALIFORNIA ONLY
Cabbage Broccoli Brussels Sprouts Cauliflower Kohlrabi	Flea beetles	1/2 to 1	3		
	Armyworm Corn earworm Diamondback moth	Harlequin bug Fall armyworm Imported cabbageworm	1 to 2		




CROP	INSECT	QUARTS OF SEVIMOL® BRAND/ACRE	PREHARVEST INTERVAL (DAYS)	SPECIFIC DIRECTIONS
Chinese cabbage Collards Hanover salad Horseradish Kale Mustard greens Radishes Rutabagas Turnips	Flea beetles Harlequin bug Leafhoppers	1/2 to 1	3 (Horseradish, radishes, rutabagas and turnip roots)	Treat on a 5 to 7 day schedule.
	Aster leafhopper	1 to 1 1/2		
Carrots Celery Parsley, Parsnips (DO NOT USE ON CELERY IN CALIFORNIA)	Flea beetles Leafhoppers	1/2 to 1	0 (carrots)	
	Aster leafhopper Lygus bugs Spittlebugs	1 to 1 1/2	3 (parsnips)	
	Armyworm Corn earworm Fall armyworm Stink bugs Tarnished plant bug	1 to 2	14 (celery & parsley)	
Corn (field, sweet, and pop)	Armyworm Chinch bugs Corn earworm Corn rootworm adults Fall armyworm Flea beetles Japanese beetle Sap beetle Southwestern corn borer Leafhoppers	1 to 2	0	
	Western bean cutworm	2		
	Cutworms	2 to 3		For optimum control, apply in a 12 inch band, over the row, using sufficient volume of water to obtain thorough coverage. For broadcast application use at least 20 gallons (ground) or 5 gallons (air) of water per acre.
	Grasshoppers	1/2 to 1 1/2		Refer to the general GRASSHOPPER heading above.




CROP	INSECT	QUARTS OF SEVIMOL® BRAND/ACRE	PREHARVEST INTERVAL (DAYS)	SPECIFIC DIRECTIONS
Cotton	Cotton fleahopper Cotton leafworm Flea beetles	Striped blister beetle Thrips	1/2 to 1	7 Early season insect control.
	Boll weevil Bollworms Cotton leaf perforator Fall armyworm Leafrollers Leafhoppers	Tarnished plant bug Yellowstriped armyworm (cotton cutworm)	1 to 2	Treat on a 5 to 7 day schedule for as long as control is necessary. Mid and late season insect control. May be applied after bolls open.
	Lygus bugs		1 to 2	For light to moderate populations in Western irrigated cotton.
	Pink bollworm		1 1/2 to 2 1/2	Aphid populations will be suppressed by repeated applications of this insecticide.
	Cutworms Stink bugs	Saltmarsh caterpillar	2	
Cucumber Melons Pumpkins Squash	Pickleworm	Melonworm	1/2 to 1	Observe plant response precautions.
	Cucumber beetles Flea beetles	Leafhoppers Squash bugs	1	
Dandelion Endive (Escarole) Lettuce Salsify	Flea beetles Harlequin bug	Leafhoppers	1/2 to 1	Observe plant response precautions.
			3 (head lettuce & salsify roots)	
	Aster leafhopper Lygus bugs	Spittlebugs	1 to 1 1/2	14 (dandelion, endive [escarole], leaf lettuce & salsify tops) Treat on a 5 to 7 day schedule after heads begin to form.
Armyworm Corn earworm Fall armyworm	Imported cabbageworm Stink bugs Tarnished plant bugs	1 to 2		
Flax Proso Millet DO NOT USE IN CALIFORNIA	Armyworm		1 to 1 1/2	42 Do not graze treated areas or harvest for dairy feed prior to crop maturity.
			Grasshoppers	1/2 to 1 1/2



CROP	INSECT	QUARTS OF SEVIMOL® BRAND/ACRE	PREHARVEST INTERVAL (DAYS)	SPECIFIC DIRECTIONS	
Garden beet Spinach Swiss chard	Flea beetles Harlequin bug	Leafhoppers	1/2 to 1	3 (garden beet roots) 14 (garden beet tops, spinach, Swiss chard)	Treat on a 5 to 7 day schedule.
	Aster leafhopper		1 to 1 1/2		
	Amyworm Com earworm Fall armyworm	Stink bugs Tarnished plant bug	1 to 2		
Okra	Com earworm	Stink bugs	1 to 2	0	
Pasture	Amyworm Black grass bugs Chinch bugs Essex skipper Fall armyworm	Range caterpillars Range crane fly Striped grass looper Thrips	1 to 1 1/2	0 (aerial application) 14 (ground application)	To control thrips in grasses grown for seed, use high spray pressure improve penetration into boot. Apply a maximum of 2 applications per year. Allow 14 days between applications. Do not allow foraging or cut for hay within 14 days of last application by ground. Aerially treated pastures may be grazed or cut for hay on day of treatment. Carefully mark swaths to avoid over-application. Refer to general GRASSHOPPER heading above.
	Grasshoppers		1/2 to 1 1/2		
Peanuts	Blister beetles	Mexican bean beetle	1 1/2 to 1	0	Observe plant response precautions.
	Alfalfa caterpillar Bean leaf beetle Cucumber beetles Green cloverworm Japanese beetle Leafhoppers	Rednecked peanutworm Three cornered alfalfa hopper Thrips Velvetbean caterpillar	1		
	Amyworm Com earworm Fall armyworm	Stink bugs Webworms	1 to 1 1/2		
	Whitefringed beetle adults Cutworms		2		
Peas	Colorado potato beetle Leafhoppers		1	3	Washington State Only
	Armyworm		1 to 1 1/2		
	Alfalfa caterpillar Cutworms Pea leaf weevil	Pea weevil Yellowstriped armyworm	1 1/2		
	Alfalfa looper		2 1/2		




CROP	INSECT	QUARTS OF SEVIMOL® BRAND/ACRE	PREHARVEST INTERVAL (DAYS)	SPECIFIC DIRECTIONS	
Potato Tomato Eggplant Pepper	Colorado potato beetle Flea beetles Leafhoppers	1/2 to 1	0	Thorough coverage is essential to effectively suppress stink bugs. When disease transmission is suspected, monitor fields following application and re-treat if reinfestation occurs.	
	European corn borer Fall armyworm Lace bugs Stink bugs	Tarnished plant bug Tomato fruitworm Tomato hornworm Tomato pinworm			1 to 2
	Cutworms	2			
Rangeland	Black grass bugs Mormon cricket Range caterpillars Range crane fly	1/2 to 1	0	For Aerial Application Only. Apply a maximum of 2 applications per year. Allow at least 14 days between applications. Carefully mark swaths to avoid over-application.	
	Grasshoppers	1/2 to 1 1/2		Refer to the general GRASSHOPPER heading above.	
Rice	Armyworm Chinch bugs	1 to 1 1/2	14	Mississippi Delta & Texas CAUTION! May kill shrimp and crabs. Do not use in areas where these are important resources. Do not use on rice fields in which crayfish and/or catfish farming is included in the cultural practice. DO NOT APPLY PROPANIL HERBICIDES WITHIN 15 DAYS BEFORE OR AFTER APPLICATION OF THIS PRODUCT OR PLANT INJURY WILL RESULT.	
	Grasshoppers	1/2 to 1 1/2		Refer to the general GRASSHOPPER heading above.	
	Armyworm Leafhoppers	Tadpole shrimp		2	California Only. For optimum tadpole shrimp control apply to water when pest first appears.



CROP	INSECT	QUARTS OF SEVIMOL® BRAND/ACRE	PREHARVEST INTERVAL (DAYS)	SPECIFIC DIRECTIONS	
Sorghum (milo, grain, sweet, and hybrids)	Sorghum midge	3/4 to 1	21 (grain) 0 (forage)	Direct spray into forming heads for optimum insect control. Treat for sorghum midge when 25 to 30 percent of heads have emerged from boot and are in bloom. Repeat application 3 to 5 days later if adults are still active. A third application may be necessary in late planted sorghum or if midge are abundant. For chinch bug, use high gallonage ground application directed at the base of plants. Refer to the general GRASS-HOPPER heading above.	
	Armyworms Chinch bugs Corn earworm	Fall armyworm Stink bugs Webworms	1 to 2		
	Southwestern corn borer	1 1/2			
	Cutworms	2			
	Grasshoppers	1/2 to 1 1/2			
Soybeans	Bean leaf beetle Blister beetle Cucumber beetles Grape colaspis Green cloverworm Japanese beetle Mexican bean beetle Velvetbean caterpillar	1/2 to 1	0	DO NOT APPLY A COMBINATION OF THIS PRODUCT AND 2,4-DB HERBICIDES TO SOYBEANS AS CROP INJURY MAY RESULT. Use lower rates for light to moderate populations and smaller insect instars and to provide maximum survival of beneficial insects and spiders. Use the higher rates for heavy populations and larger insect instars. Refer to the general GRASS-HOPPER heading above.	
	Corn earworm	1/2 to 1 1/2			
	Alfalfa caterpillar Leafhoppers	Three-cornered alfalfa hopper Thrips			1
	Armyworm Cutworms	Fall armyworm Webworms			1 to 1 1/2
	Painted lady (Thistle caterpillar) Saltmarsh caterpillar	Woollybear caterpillar Yellowstriped armyworm			1 1/2 to 2
	Grasshoppers	1/2 to 1 1/2			
Sugarbeets	Armyworm Beet leaf beetle Fall armyworm	Flea beetles Leafhoppers Webworms	14	Refer to the general GRASS-HOPPER heading above.	
	Cutworms	1 1/2			
	Grasshoppers	1/2 to 1 1/2			

CROP	INSECT	QUARTS OF SEVIMOL® BRAND/ACRE	PREHARVEST INTERVAL (DAYS)	SPECIFIC DIRECTIONS
Sunflowers DO NOT USE IN CALIFORNIA	Cutworms	1 1/2	60	Refer to the general GRASS-HOPPER heading above. ✓
	Armyworm Fall armyworm	Sunflower moth 1 1/2 to 2		
	Stem weevil	Sunflower beetle 1 to 2		
	Grasshoppers	1/2 to 1 1/2		
Sweet Potato DO NOT USE IN CALIFORNIA	Corn earworm Cucumber beetle Flea beetles	Sweet potato hornworm Tortoise beetle 1 to 2	0	Apply as a foliar spray as needed. ✓
	Yellowstriped armyworm	2		Full coverage of plants is essential. Use lower rate on mature plants. ✓
	Sweet potato weevil	1 to 2		
Tobacco Plant Bed Treatment	Tobacco flea beetle	1	0	OBSERVE PLANT RESPONSE PRECAUTIONS. For flea beetle control, use 4 teaspoons (0.7 fl. oz.) in 6 gallons of water and apply to 100 square yards. ✓
	Green June beetle grubs	8		For green June beetle grubs control mix 11 tablespoons (5.5 fl. oz.) in 50 to 100 gallons of water and apply to 100 square yards. Applications should be made to areas that larvae have uprooted by sprinkling mixture as a drench treatment. ✓
Field Treatment	Budworms Fall armyworm Flea beetles Homworms	Japanese beetle June beetle Suckfly 1 to 2		Use lower rate on young plants (up to knee height). Use at least 10 gallons of prepared spray per acre. Begin treatments when worms are small. ✓
Wastelands Rights-of-Way Hedgerows Ditchbanks Roadsides	Black grass bugs Mormon cricket Range caterpillar Range crane fly	1/2 to 1	0 (aerial application) 14 (ground application)	Apply a maximum of 2 applications per year. Allow at least 14 days between applications. Do not allow foraging or cut for hay within 14 days of last application by ground. Aerially treated areas may be grazed or cut for hay on day of treatment. ✓ Carefully mark awaths to avoid over-application.
	Grasshoppers	1/2 to 1 1/2		Refer to the general GRASS-HOPPER heading above. ✓



CROP	INSECT	QUARTS OF SEVIMOL® BRAND/ACRE	PREHARVEST INTERVAL (DAYS)	SPECIFIC DIRECTIONS
Wheat (including triticale) DO NOT USE IN CALIFORNIA	Flea beetles	1/2 to 1	0 (forage)	Refer to the general GRASSHOPPER heading above. Application is effective against eggs, larvae, and adults of the cereal leaf beetle.
	Grasshoppers	1/2 to 1 1/2	21 (grain)	
	Cereal leaf beetle	1		
	Armyworm Fall armyworm	1 to 1 1/2		


TREE FRUIT AND NUT CROPS

For dilute sprays apply the specified dosage per each 100 gallons of water. For concentrate and aerial sprays, maintain the recommended rate per acre equivalent to that in a dilute spray. The optimum spray gallonage will depend on tree size, density and stage of growth. Typical spray gallonages per acre range from, but are not limited to, 200-300 gallons for dilute sprays, 30-100 gallons for concentrate sprays and 5-25 gallons for aerial sprays. Do not exceed maximum label rate per acre per application.


APPLE THINNING

CROP	QUARTS OF SEVIMOL® BRAND/100 GAL.	PREHARVEST INTERVAL (DAYS)	SPECIFIC DIRECTIONS
Apples	1/4 to 1/2	1	<p>Observe Bee Caution.</p> <p>Apply 1 full coverage dilute spray between 10 and 25 days after full bloom. Factors such as the tree age, variety, nutrition, previous crop, pruning, bloom and degree of set favor excessive fruit thinning with this product. Exercise caution to avoid possible yield reduction. Rates may vary depending on variety and local orchard conditions.</p> <p>Consult with your County Extension Service or other experts for advise on the proper use of this product.</p> <p>In Eastern apple growing areas, tank mix combinations of carbaryl and naphthaleneacetic acid (NAA) or naphthaleneacetamide (NAD) have successfully thinned several early-maturing, heavy-setting varieties, as well as hard-to-thin varieties such as Golden Delicious and Rhode Island Greening. The higher rate of carbaryl and reduced rates of NAA or NAD are recommended for the combination. Also, a petal fall application of NAA or NAD followed 7 to 10 days later by an application of carbaryl has improved thinning on these varieties.</p> <p>For easily thinned varieties including Cortland, Grimes, Jonathan, McIntosh, Orleans, Rome Beauty, Puritan, Red Delicious, Winesap, Yellow Newton.</p>
	1/2 to 1	1	<p>For difficult to thin varieties including Baldwin, Ben Davis, Duchess, Early McIntosh, Golden Delicious, Lady Apple, Northern Spy, Rhode Island Greening, State Red, Tidy, Wealthy, Yellow Transparent and York Imperial.</p>

CROP	INSECT	QUARTS OF SEVIMOL® BRAND/100 GALS.	PREHARVEST INTERVAL (DAYS)	SPECIFIC DIRECTIONS																														
Almond	Peach twig borer San Jose Scale Fruitree leafroller	1	28	<p>Observe Bee Caution. Apply in "popcorn" or petal fall stages and again when the May brood of the peach twig borer begins to hatch or thereafter as needed.</p>																														
	Navel orangeworm			<p>Time early and mid season applications to correspond to moth flight peaks. Make a late season application at initiation of hull split or up to 10% hull split. Do not apply more than 5 quarts per acre.</p>																														
Apples Pears	<table border="0"> <tr> <td>Apple aphid</td> <td>Lygus bugs</td> </tr> <tr> <td>Apple maggot</td> <td>Orange tortrix</td> </tr> <tr> <td>Apple rust mite</td> <td>Oystershell scale</td> </tr> <tr> <td>Apple sucker</td> <td>Pear leaf blister mite</td> </tr> <tr> <td>Bagworms</td> <td>Pear psylla</td> </tr> <tr> <td>California pearslug (pear sawfly)</td> <td>Pear rust mite</td> </tr> <tr> <td>Eastern tent caterpillar</td> <td>Periodical cicada</td> </tr> <tr> <td>European apple sawfly</td> <td>Plum curculio</td> </tr> <tr> <td>Eyespotted bud moth</td> <td>Redbanded leafroller</td> </tr> <tr> <td>Forbes scale</td> <td>Rosy apple aphid</td> </tr> <tr> <td>Fruit tree leafroller</td> <td>San Jose scale</td> </tr> <tr> <td>Green fruitworm</td> <td>Tarnished plant bug</td> </tr> <tr> <td>Gypsy moth</td> <td>Tentiform leafminers</td> </tr> <tr> <td></td> <td>Woolly apple aphid</td> </tr> <tr> <td></td> <td>Yellowheaded fireworm</td> </tr> </table>	Apple aphid	Lygus bugs	Apple maggot	Orange tortrix	Apple rust mite	Oystershell scale	Apple sucker	Pear leaf blister mite	Bagworms	Pear psylla	California pearslug (pear sawfly)	Pear rust mite	Eastern tent caterpillar	Periodical cicada	European apple sawfly	Plum curculio	Eyespotted bud moth	Redbanded leafroller	Forbes scale	Rosy apple aphid	Fruit tree leafroller	San Jose scale	Green fruitworm	Tarnished plant bug	Gypsy moth	Tentiform leafminers		Woolly apple aphid		Yellowheaded fireworm	3/4 to 1	1	<p>Observe Bee Caution. To avoid undesired apple thinning, delay use until at least 30 days after full bloom. For psylla control apply when eggs hatch or young nymphs are present. To control scale insects, apply when crawlers are present. Apply dilute sprays in 200 to 400 gallons per acre.</p>
	Apple aphid	Lygus bugs																																
Apple maggot	Orange tortrix																																	
Apple rust mite	Oystershell scale																																	
Apple sucker	Pear leaf blister mite																																	
Bagworms	Pear psylla																																	
California pearslug (pear sawfly)	Pear rust mite																																	
Eastern tent caterpillar	Periodical cicada																																	
European apple sawfly	Plum curculio																																	
Eyespotted bud moth	Redbanded leafroller																																	
Forbes scale	Rosy apple aphid																																	
Fruit tree leafroller	San Jose scale																																	
Green fruitworm	Tarnished plant bug																																	
Gypsy moth	Tentiform leafminers																																	
	Woolly apple aphid																																	
	Yellowheaded fireworm																																	
<table border="0"> <tr> <td>Apple mealybug</td> <td>White apple leafhopper</td> </tr> <tr> <td>Apple aphid</td> <td></td> </tr> <tr> <td>Codling moth</td> <td></td> </tr> </table>	Apple mealybug	White apple leafhopper	Apple aphid		Codling moth		1/2																											
Apple mealybug	White apple leafhopper																																	
Apple aphid																																		
Codling moth																																		



CROP	INSECT	QUARTS OF SEVIMOL® BRAND/100 GALS.	PREHARVEST INTERVAL (DAYS)	SPECIFIC DIRECTIONS
Citrus Fruits (such as grapefruit, lemons, limes, oranges, tangelos, tangerines, citrus, citron, kumquats and hybrids)	Avocado leafroller California orangedog Citrus cutworm Citrus root weevil Fruittree leafroller	Orange tortrix Western tussock moth West Indian sugarcane borer (adults)	1	Observe Bee Caution. Do not apply more than 20 quarts of this product per acre per application. To insure thorough coverage, do not apply less than 10 gallons of dilute spray mixture per mature trees. May be mixed with petroleum oils commonly used on citrus. Apply dilute sprays in 300 to 500 gallons per acre.
	Black scale Brown soft scale California red scale	Citriocla scale Citrus snow scale Yellow scale	3/4 to 1	



CROP	INSECT	QUARTS OF SEVIMOL® BRAND/100 GALS.	PREHARVEST INTERVAL (DAYS)	SPECIFIC DIRECTIONS																								
Filbert	Filbert aphid Filbert leafroller Filbertworm	1	0	Apply when leafroller eggs are hatching. Repeat on first appearance of adult filbert moths and again 3 to 4 weeks later. Apply dilute sprays in 300 to 400 gallons per acre.																								
Olives	Olive scale	3/4 to 1	0	For optimum scale control add 1 1/2 gallons of summer oil and apply mixture when crawlers are present. Do not exceed 2 applications per year. Do not apply more than 15 quarts of this product per acre per application. ✓																								
Peaches Apricots Nectarines	<table border="0"> <tr> <td>Apple pandemis</td> <td>Orange tortrix</td> </tr> <tr> <td>Codling moth</td> <td>Oriental fruit moth</td> </tr> <tr> <td>Cucumber beetles</td> <td>Peach twig borer</td> </tr> <tr> <td>European earwig</td> <td>Periodical cicada</td> </tr> <tr> <td>Fruitree leafroller</td> <td>Plum curculio</td> </tr> <tr> <td>Japanese beetle</td> <td>Redbanded June leafroller</td> </tr> <tr> <td>beetles</td> <td>San Jose scale</td> </tr> <tr> <td>Lecanium scales</td> <td>Tarnished plant bug</td> </tr> <tr> <td>Lesser peachtree borer</td> <td>Tussock moths</td> </tr> <tr> <td>Olive scale</td> <td>Variegated leafroller</td> </tr> </table>	Apple pandemis	Orange tortrix	Codling moth	Oriental fruit moth	Cucumber beetles	Peach twig borer	European earwig	Periodical cicada	Fruitree leafroller	Plum curculio	Japanese beetle	Redbanded June leafroller	beetles	San Jose scale	Lecanium scales	Tarnished plant bug	Lesser peachtree borer	Tussock moths	Olive scale	Variegated leafroller	1	<table border="0"> <tr> <td>1</td> </tr> <tr> <td>(peaches,</td> </tr> <tr> <td>3</td> </tr> <tr> <td>(apricots & nectarines)</td> </tr> </table>	1	(peaches,	3	(apricots & nectarines)	Do not apply more than 6 quarts of this product per acre per application to apricots. For optimum scale control apply when crawlers are present. Spray limbs and trunk thoroughly, weekly during moth flight. Apply dilute sprays in 200 to 400 gallons per acre.
Apple pandemis	Orange tortrix																											
Codling moth	Oriental fruit moth																											
Cucumber beetles	Peach twig borer																											
European earwig	Periodical cicada																											
Fruitree leafroller	Plum curculio																											
Japanese beetle	Redbanded June leafroller																											
beetles	San Jose scale																											
Lecanium scales	Tarnished plant bug																											
Lesser peachtree borer	Tussock moths																											
Olive scale	Variegated leafroller																											
1																												
(peaches,																												
3																												
(apricots & nectarines)																												
Pecans	<table border="0"> <tr> <td>Black margined aphid</td> <td>Pecan stem phylloxera</td> </tr> <tr> <td>Fall webworm</td> <td>Pecan nut casebearer</td> </tr> <tr> <td>Hickory shuckworm</td> <td>Pecan spittlebug</td> </tr> <tr> <td>Lesser webworm</td> <td>Pecan weevil</td> </tr> <tr> <td>Pecan leaf phylloxera</td> <td>Twig girdler</td> </tr> <tr> <td></td> <td>Walnut caterpillar</td> </tr> </table>	Black margined aphid	Pecan stem phylloxera	Fall webworm	Pecan nut casebearer	Hickory shuckworm	Pecan spittlebug	Lesser webworm	Pecan weevil	Pecan leaf phylloxera	Twig girdler		Walnut caterpillar	1 to 2 1/2	0	Do not apply more than 7.2 quarts of this product per acre per application. Apply dilute sprays in 200 to 400 gallons of water pe. acre.												
Black margined aphid	Pecan stem phylloxera																											
Fall webworm	Pecan nut casebearer																											
Hickory shuckworm	Pecan spittlebug																											
Lesser webworm	Pecan weevil																											
Pecan leaf phylloxera	Twig girdler																											
	Walnut caterpillar																											
Plums, Prunes, Cherries	Codling moth Eastern tent caterpillar	3/4	1	Do not apply more than 6 quarts of this product per acre per application. ✓																								
	<table border="0"> <tr> <td>Black cherry aphid</td> <td>Lesser peachtree borer</td> </tr> <tr> <td>Brown soft scale</td> <td>Mealy plum aphid</td> </tr> <tr> <td>Cherry fruitworm</td> <td>Oystershell scale</td> </tr> <tr> <td>Cherry maggot</td> <td>Peach twig borer</td> </tr> <tr> <td>European earwig</td> <td>Plum curculio</td> </tr> <tr> <td>Eyespotted bud moth</td> <td>Prune leafhopper</td> </tr> <tr> <td>Forbes scale</td> <td>Redbanded leafroller</td> </tr> <tr> <td>Fruitree leafroller</td> <td>Rose chrylar</td> </tr> <tr> <td>Green fruitworm</td> <td>San Jose scale</td> </tr> <tr> <td>Japanese beetle</td> <td>Variegated leafroller</td> </tr> <tr> <td>Lecanium scales</td> <td></td> </tr> </table>	Black cherry aphid	Lesser peachtree borer	Brown soft scale	Mealy plum aphid	Cherry fruitworm	Oystershell scale	Cherry maggot	Peach twig borer	European earwig	Plum curculio	Eyespotted bud moth	Prune leafhopper	Forbes scale	Redbanded leafroller	Fruitree leafroller	Rose chrylar	Green fruitworm	San Jose scale	Japanese beetle	Variegated leafroller	Lecanium scales		1		For optimum scale control apply when crawlers are present. For lesser peachtree borer control spray limbs and tree trunks thoroughly, weekly during moth flight. Apply dilute sprays in 200 to 400 gallons of water per acre.		
Black cherry aphid	Lesser peachtree borer																											
Brown soft scale	Mealy plum aphid																											
Cherry fruitworm	Oystershell scale																											
Cherry maggot	Peach twig borer																											
European earwig	Plum curculio																											
Eyespotted bud moth	Prune leafhopper																											
Forbes scale	Redbanded leafroller																											
Fruitree leafroller	Rose chrylar																											
Green fruitworm	San Jose scale																											
Japanese beetle	Variegated leafroller																											
Lecanium scales																												




CROP	INSECT	QUARTS OF SEVIMOL® BRAND/100 GALS.	PREHARVEST INTERVAL (DAYS)	SPECIFIC DIRECTIONS
Walnut	Calico scale European fruit lecanium	Filbertworm Fruitree leafroller Frosted scale	1/2	Apply 1000 gallons of dilute spray per acre for mature trees. For codling moth apply first spray when average cross sectional diameters of developing nuts are 1/2 to 3/4 inch. Repeat during middle or late June as needed. Apply dilute sprays in 200 to 500 gallons of water per acre. Spray tree trunks to point of run-off.
	Codling moth			
	European earwig		2	

SMALL FRUIT CROPS

Recommended dosages refer to quarts of SEVIMOL® brand Carbaryl Insecticide per acre. The optimum spray gallonage will depend on plant size, density and stage of growth. Typical spray gallonages per acre range from 100-300 gallons for dilute sprays, 30-100 gallons for concentrate sprays and 5-25 gallons for aerial sprays. Do not exceed maximum label rate per acre per application.

CROP	INSECT	QUARTS OF SEVIMOL® BRAND/ACRE	PREHARVEST INTERVAL (DAYS)	SPECIFIC DIRECTIONS
Blackberries Raspberries Dewberries (including boysenberries and loganberries)	European raspberry aphid Japanese beetle Leafhoppers	Leafrollers Rose chafer Snowy tree cricket	1 to 2	California Only.
	Omnivorous leafroller Raspberry sawfly		2	
Blueberries	Blueberry maggot Cherry fruitworm Cranberry fruitworm	European fruit lecanium Japanese beetle	1 1/2 to 2	Apply 3 weeks before harvest and repeat as necessary.
Cranberries	Cutworms Cranberry fireworms Cranberry fruitworm Japanese beetle Leafhoppers Rose chafer		1 1/2 to 3	Observe Bee Caution. CAUTION: May kill shrimp and crabs. Do not use in areas where these are important resources. Apply as needed through prebloom at 7 to 10 day intervals. Resume applications as needed beginning at late bloom.

CROP	INSECT	QUARTS OF SEVIMOL® BRAND/ACRE	PREHARVEST INTERVAL (DAYS)	SPECIFIC DIRECTIONS
Grapes	European fruit lecanium Grape leaf folder Grape leafhopper	Western grape leaf skeletonizer Western yellow striped armyworm	1 to 2	Apply before first brood leaf folder larvae emerge from rolls.
	Cutworms Eight-spotted forester Grape berry moth Japanese beetle	June beetles Orange tortrix Omnivorous leafroller Redbanded leafroller Saltmarsh caterpillar	2	
Strawberries	Flea beetles Meadow spittlebug Strawberry clipper Strawberry bud weevil Omnivorous leaf tier (strawberry fruitworm) Strawberry leafroller Strawberry weevil	1 to 2	1	Carbaryl may injure Early Dawn and Sunrise varieties.



TREES AND ORNAMENTALS


For dilute-spray ground applications to the sites listed below, apply the specified dosage per 100 gallons of water. For concentrate spray ground applications, apply the specified dosage per acre in sufficient spray volume to provide thorough coverage. To provide small volumes of spray, use specified dosage in parenthesis in sufficient spray volume to provide thorough coverage. Avoid application to lakes, streams and ponds.

1 Tablespoon = 1/2 fluid ounce SEVIMOL® brand Carbaryl insecticide.

CROP	INSECT			QUARTS OF SEVIMOL® BRAND/100 GAL.	SPECIFIC DIRECTIONS
Trees (including syrup producing sugar maple, shade trees, shelter belts, forests, plantations, parks and recreational areas). Ornamentals (including roses, flowers and other herbaceous plant), Woody Plants and Shrubs	Ants Apple aphid Armyworm Azalea leafminer Bagworms Birch leafminer Blister beetle Boxelder bug Boxwood leafminer Brown tail moth Cankerworms Catalpa sphinx Chiggers Cutworms Cypress tip moth Eastern spruce gall aphid Elm leaf aphid Elm leaf beetle Elm spanworm Eriophyid mites European pine shoot moth Fall armyworm Flea beetles Fuller rose beetle Gall midges Gall wasps Green striped mapleworm Grasshoppers Hackberry nippliegall maker	Holly bud moth Holly leafminer Jackpine budworm Japanese beetle Jeffrey pine needleminer June beetles Lace bugs Leafhoppers Leafrollers Locust borer Maple leafcutter Mealy bugs Mimosa webworm Nantucket pine tip moth Oak leafminers Oak leaf skeletonizer Oak moth Oakworm complex Oleander caterpillar Olive ash borer Orange striped oakworm Orange tortrix Periodical cicada Pine looper Pine sawfly Pine spittlebug Pitch pine tip moth Plant bugs	Poinsettia hornworm Psyllids Puss caterpillar Redhumped oakworm Rose chafer Rose aphid Rosenslug Saddled prominent Sawflies (exposed) Scale insects Sowbugs Spiny elm caterpillars Springtails Spruce budworm Spruce needleminer Subtropical pine tip moth Tent caterpillars Thorn bug Thrips (exposed) Ticks Walnut caterpillar Webworms Western hemlock looper Western spruce budworm Willow leaf beetles Yellow poplar weevil	1 (1/2 oz./gallon)	Observe plant response tions. Apply dilute sprays to thorough coverage of upper lower leaf surfaces. To scale insects, treat trunks and twigs in addition to foliage. For optimum control, treat when in instars. Addition of a stick improve residual control. Applications for control of leafcutter on sugar maple be made when larvae second insect instar after and as cases are being found. DO NOT ALLOW FURTHER USE OF TREATED PLANTS DURING APPLICATION OR UNTIL SPRAYS DRIED.
	Cooley spruce gall aphid Douglas-fir tussock moth	Spruce budworm Western spruce budworm Woolly gall aphid			
	Gypsy moth			3/4 to 1	



CROP	INSECT	QUARTS OF SEVIMOL® BRAND/100 GAL.	SPECIFIC DIRECTIONS
Trees and Ornamentals (cont.)	Ips engraver beetle Mountain pine beetle Roundheaded pine beetle Spruce beetle Western pine beetle	20 (6.5 oz/gallon)	Effective as a preventive treatment only. Repeat annually as required to prevent beetle attacks. Apply 1 gallon of spray per 50 square feet of bark in late May to early June, or prior to beetle attack. Treat tree trunks from ground level up, until trunk diameter is less than 5 inches.
	Elm bark beetle		Apply approximately 20-30 gallons of spray mixture for each 50 feet of elm tree for thorough coverage of all bark surfaces on trunks, limbs and twigs.



LAWNS AND RECREATIONAL AREAS

For control of turfgrass pests, apply the specified dosage in sufficient spray volume for thorough coverage and turf thatch penetration. Where a dosage range is indicated, use the higher rate on large pest populations, advanced instars and dense vegetation. Repeat treatment as necessary.

SITE	INSECT	AMOUNT OF SEVMOL® BRAND		SPECIFIC DIRECTIONS
		FL. OZ/ 1000 SQ. FT.	QUARTS ACRE	
Turf grasses	Ants Armyworm Centipedes Chiggers Cutworms Earwigs Essex skipper European chafer Fall armyworm Fiery skipper Grasshoppers Green June beetle grub June beetles Leafhoppers Lucerne moth Millipedes Mosquitoes (adults) Sowbugs Spittlebugs Springtails Ticks Yellowstriped armyworm	1.5 to 3	2 to 4	<p>DO NOT ALLOW PUBLIC USE OF TREATED AREAS DURING APPLICATIONS OR UNTIL SPRAYS HAVE DRIED.</p> <p>For Armyworm, Cutworm and Fall Armyworm Control: Do not irrigate treated areas following insecticide application.</p> <p>For Green June Beetle Grub Control: Make applications when grubs are feeding near the soil surface. Irrigation of turf grass soon after treatment will aid in penetration of insecticide into thatch.</p>
	Chinch bugs Mole crickets Sod webworms (lawn moths)	4.4 to 6	6 to 8	<p>For Chinch Bug Control: Treat entire grass area rather than just damaged areas. Irrigation of turf grass area before treatment will aid in penetration of insecticide into turf grass.</p> <p>For Mole Cricket Control: Treatment should be made in the afternoon or early evening following turf grass irrigation. Do not irrigate treated areas following insecticide application.</p> <p>For Sod Webworm Control: Do not irrigate treated areas following insecticide application.</p>
	Bluegrass billbug European crane fly Fleas White grubs (such as Japanese beetle, Chafer beetle, and <i>Phyllophaga</i> spp. larvae)	6	8	<p>For European Crane Fly Control: Treatments should be applied in early spring, April 1 to April 15, or as recommended by local Agricultural Extension Service agents. Irrigation of turfgrass soon after treatment will aid in penetration of insecticide into thatch.</p> <p>For White Grub Control: Applications should be made when grubs are feeding near the soil surface, usually during late March through May, or July to early September, or as recommended by local Agricultural Extension Service agents. Irrigation of turfgrass soon after treatment will aid in penetration of insecticide into thatch.</p>




IMPORTED FIRE ANT CONTROL

For use as a mound treatment to control imported fire ants, apply the specified dosage directly to the mound. To prepare small amounts, use 1 tablespoon (1/2 fluid ounce) of SEVIMOL® brand Carbaryl insecticide per gallon of water.

1 Tablespoon = 1/2 fluid ounce of SEVIMOL® brand Carbaryl insecticide

SITE	QUARTS OF SEVIMOL® BRAND/100 GALLONS OF WATER	SPECIFIC DIRECTIONS
Lawns, Cemeteries and Recreational Areas (including turf, golf courses, and parks), Pastures, Rangeland, Forested lands, and Wasteland	1 1/2 (1/2 oz./gallon)	<p>DO NOT ALLOW PUBLIC USE OF TREATED AREAS DURING APPLICATIONS OR UNTIL SPRAYS HAVE DRIED.</p> <p>Apply a total of 2 gallons of the diluted solution over the surface of each mound or at least 1 quart per 6 inches of mound diameter using a bucket, can or other appropriate equipment. Thoroughly wet mound and surrounding area to a 4 ft. diameter (12 sq. ft). Do not disturb mounds prior to treatment. Pour solution from a height of about three feet to give sufficient force to break mound apex and flow into ant tunnels. For best results apply in cool weather, 65-80° F, or in early morning or late evening hours. Repeat application if mound activity resumes after 10 days. Treat new mounds as they appear. Pressurized sprays may disturb the ants and cause migration, reducing product effectiveness.</p>
Nursery Stock, Vegetable Transplants, Foliage Plants and Bedding Plants	1 1/2	<p>DO NOT USE ON ANY FOOD CROP NOT LISTED ON LABEL.</p> <p>Do not make more than one application, either as a root-dip or a drench treatment (applied to the point of saturation).</p> <p>Avoid contact with foliage and treat only the growing media when using on bedding plants.</p>




ADULT MOSQUITO CONTROL

For dilute-spray ground applications to trees (including shade trees, shelter belts, forests, plantations, parks and recreational areas), ornamentals, woody plants and shrubs, apply the specified dosage per 100 gallons of water. For concentrate-spray ground applications, apply the specified dosage in sufficient spray volume to provide thorough coverage. To prepare small volumes of spray, use specified dosage in parentheses in sufficient spray volume to provide thorough coverage.

1 Tablespoon = 1/2 fluid ounce of SEVIMOL® brand Carbaryl insecticide

SITE	QUARTS OF SEVIMOL® BRAND/100 GALLONS OF WATER	SPECIFIC DIRECTIONS
Pastures, Rangelands, Parks, Recreational Areas, Logging Camps, Military Posts and Adjacent Forested lands or Wastelands	1/4 to 1 (1/4 to 1/2 oz./gallon)	<p>DO NOT ALLOW PUBLIC USE OF TREATED AREAS DURING APPLICATIONS OR UNTIL SPRAYS HAVE DRIED.</p> <p>CAUTION: May kill shrimp and crabs. Avoid direct application to lakes, streams, and ponds. Do not use in areas where these are important resources.</p> <p>Observe See Caution</p> <p>Treat shrubbery and areas where adult mosquitoes congregate. Treat when adult mosquitoes are active in early mornings or late evenings. Repeat at 7 to 10 day intervals.</p> <p>Use 1/4 to 1/2 quart per 100 gallons in mistblowers, 1/2 to 1 quart per acre in aerial sprays and 1 quart per acre in low pressure ground sprayers.</p>
	25 (17 oz./gallon)	<p>For residual control in subtropical regions apply 4 gallons of prepared spray per 2000 square feet of surface area. Repeat in 3 to 6 months or when necessary.</p>




CONTROL OF TICKS WHICH VECTOR LYME DISEASE

For control of juvenile and adult ticks which vector Lyme Disease, apply the recommended amount in sufficient volume for thorough coverage. To prepare small amounts, use 1 tablespoon (1/2 fluid ounce) of SEVIMOL® brand Carbaryl Insecticide per gallon of water.

1 Tablespoon=1/2 fluid ounce SEVIMOL® brand Carbaryl Insecticide

SITE	PEST	QUARTS OF SEVIMOL® PER ACRE	SPECIFIC DIRECTIONS
<p>Lawns and Recreational Turfgrass (Including: Lawns & Perimeters, Golf Courses, Sports Fields, Cemeteries, Parks, and Pastures)</p> <p>Shrubs, Ornamentals, Wooded Areas (Including: Military Posts, Logging camps, and Campsites)</p> <p>Wastelands</p>	<p><i>Ixodes spp.</i> Deer tick, Bear tick, and Black legged tick</p> <p><i>Amblyomma spp.</i> Lone Star tick</p>	<p style="text-align: center;">1 to 2</p>	<p>Use the high rate for heavy tick infestations.</p> <p>Use higher spray volumes for dense ground cover or heavy leaf litter and on lush turf with thatch buildup.</p> <p>Target applications for nymphal control in late spring or early summer. Control of adult ticks can be achieved with late summer and fall applications.</p> <p>Do not use spot treatments. Treat entire area and perimeter areas where exposure to ticks may occur.</p> <p>Ticks may be reintroduced from surrounding areas on host animals. Retreat as necessary to maintain adequate control levels.</p> <p>DO NOT ALLOW PUBLIC USE OF TREATED AREAS DURING APPLICATION OR UNTIL SPRAYS HAVE DRIED.</p>




PEST CONTROL AROUND BUILDINGS
(FOR EXTERNAL USE AROUND BUILDINGS ONLY)
LIMITED TO PEST CONTROL OPERATORS ONLY

For use as an external perimeter treatment to prevent infestations of buildings, apply the specified dosage in a band 6 to 10 feet wide around the outside perimeter of the structure.


1 Tablespoon = 1/2 fluid ounce of SEVIMOL® brand Carbaryl Insecticide

INSECT	QUARTS OF SEVIMOL® BRAND/100 GALLONS	SPECIFIC DIRECTIONS
Ants Bees Brown dog tick Centipedes Cockroaches Crickets Earwigs Firebrats Fleas Millipedes Scorpions Silverfish Spiders Wasps	20 (6.5 oz./gallon)	<p>DO NOT ALLOW PUBLIC USE OF TREATED AREAS DURING APPLICATIONS OR UNTIL SPRAYS HAVE DRIED.</p> <p>Apply as a coarse wet spray in a band 6 to 10 feet wide around the outside perimeter of buildings. Confine applications to areas immediately adjacent to the building. Direct application to the structure should be minimal and restricted to cracks, crevices, and areas where insects tend to congregate.</p> <p>May be applied to outdoor sleeping quarters of pets. Do not treat animals.</p> <p>Staining may occur on certain surfaces such as stucco, brick, cinder block, and wood. Avoid application to surfaces where visible spray residues are objectionable.</p>



POULTRY ROOSTS AND BUILDINGS ONLY

POULTRY QUARTERS	QUARTS OF SEVIMOL® BRAND/100 GALLONS	SPECIFIC DIRECTIONS
Bed bugs Chicken mite Fleas Lice Northern fowl mite	4	DO NOT TREAT POULTRY OR GAME BIRDS. Apply 1 to 2 gallons of spray mixture per 1000 square feet of wall, litter or roost surface. Force spray into cracks. Repeat as needed. Avoid spraying nests, eggs and feeding and watering troughs.
Fowl tick	16	Ventilate while spraying. Do not treat premises within 7 days of slaughter.
Darkling beetles (Lesser mealworms)	50	During cooler weather, treatment is most effective when applied immediately after birds are removed from the house, while house is warm and darkling beetles are most vulnerable. Apply 1 to 2 gallons of spray mixture per 1000 square feet of wall, litter, or roost surface. Force spray into cracks. Repeat as needed. Avoid spraying nests, eggs and feeding and watering troughs. Ventilate while spraying. Do not treat premises within 7 days of slaughter.



LIMITED WARRANTY AND DISCLAIMER

The manufacturer warrants (a) that this product conforms to the chemical description on the label; (b) that this product is reasonably fit for the purposes set forth in the directions for use when it is used in accordance with such directions; and (c) that the directions, warnings and other statements on this label are based upon responsible experts' evaluation of reasonable tests of effectiveness, of toxicity to laboratory animals and to plants, and of residues on food crops, and upon reports of field experience. Tests have not been made on all varieties or in all states or under all conditions. THE MANUFACTURER NEITHER MAKES NOR INTENDS, NOR DOES IT AUTHORIZE ANY AGENT OR REPRESENTATIVE TO MAKE, ANY OTHER WARRANTIES, EXPRESS OR IMPLIED, AND IT EXPRESSLY EXCLUDES AND DISCLAIMS ALL IMPLIED WARRANTIES OF MERCHANTABILITY OR FITNESS FOR A PARTICULAR PURPOSE.

THIS WARRANTY DOES NOT EXTEND TO, AND THE BUYER SHALL BE SOLELY RESPONSIBLE FOR, ANY AND ALL LOSS OR DAMAGE WHICH RESULTS FROM THE USE OF THIS PRODUCT IN ANY MANNER WHICH IS INCONSISTENT WITH THE LABEL DIRECTIONS, WARNINGS OR CAUTIONS.

BUYER'S EXCLUSIVE REMEDY AND MANUFACTURER'S OR SELLER'S EXCLUSIVE LIABILITY FOR ANY AND ALL CLAIMS, LOSSES, DAMAGES, OR INJURIES RESULTING FROM THE USE OR HANDLING OF THIS PRODUCT, WHETHER OR NOT BASED IN CONTRACT, NEGLIGENCE, STRICT LIABILITY IN TORT OR OTHERWISE, SHALL BE LIMITED, AT THE MANUFACTURER'S OPTION, TO REPLACEMENT OF, OR THE REPAYMENT OF THE PURCHASE PRICE FOR, THE QUANTITY OF PRODUCT WITH RESPECT TO WHICH DAMAGES ARE CLAIMED. IN NO EVENT SHALL MANUFACTURER OR SELLER BE LIABLE FOR SPECIAL, INDIRECT OR CONSEQUENTIAL DAMAGES RESULTING FROM THE USE OR HANDLING OF THIS PRODUCT.

NOTICE TO BUYER

Purchase of this material does not confer any rights under patents governing this product or the use thereof in countries outside of the United States.

Rhône-Poulenc Ag Company
P.O. Box 12014, 2 T.W. Alexander Drive
Research Triangle Park, North Carolina, 27709

SEVIMOL is a registered trademark of Rhône-Poulenc.
SEVIMOL® brand Carbaryl Insecticide (PENDING) Submitted 3/9/93.

