

264-267

3/6/2001

1718



U.S. ENVIRONMENTAL PROTECTION AGENCY  
Office of Pesticide Programs  
Registration Division (7505C)  
401 "M" St., S.W.  
Washington, D.C. 20460

EPA Reg. Number:  
264-267

Date of Issuance:  
MAR 6 2001

NOTICE OF PESTICIDE:  
Registration  
 Reregistration

Term of Issuance:  
Unconditional

Name of Pesticide Product: ETHREL  
brand ETHEPHON Plant  
Regulator

(under FIFRA, as amended)

Name and Address of Registrant (include ZIP Code):

Prasad Rao, Ph.D.  
Aventis Crop Science  
2 TW Alexander Drive  
Research Triangle Park, NC 27709

Note: Changes in labeling differing in substance from that accepted in connection with this registration must be submitted to and accepted by the Registration Division prior to use of the label in commerce. In any correspondence on this product always refer to the above EPA registration number.

On the basis of information furnished by the registrant, the above named pesticide is hereby registered/reregistered under the Federal Insecticide, Fungicide and Rodenticide Act.

Registration is in no way to be construed as an endorsement or recommendation of this product by the Agency. In order to protect health and the environment, the Administrator, on his motion, may at any time suspend or cancel the registration of a pesticide in accordance with the Act. The acceptance of any name in connection with the registration of a product under this Act is not to be construed as giving the registrant a right to exclusive use of the name or to its use if it has been covered by others.

Based on your response to the Reregistration Eligibility Document, EPA has reregistered the product listed above. Enclosed is a copy of your label stamped "Accepted". This action is taken under the authority of section 4(g)(2)(C) of the Federal Insecticide, Fungicide and Rodenticide Act, as amended. Reregistration under this section does not eliminate the need for continual reassessment of pesticides. EPA may require submission of data at any time to maintain registration of your product.

Cynthia Giles-Parker  
Product Manager (22)  
Fungicide Branch  
Registration Division (7505C)

Signature of Approving Official:

151

Date:

MAR 6 2001

2 7 18

# ETHREL<sup>®</sup> brand Ethephon Plant Regulator

For Commercial Or Agricultural Use Only. Not For Residential Use.

For use on Tobacco, Tomatoes, Cherries, Grapes, Apples, Walnuts, Peppers, Blackberries, Blueberries and Cantaloupes, for the removal of Dwarf Mistletoe in Ornamental Conifers and Leafy Mistletoe in Ornamental Deciduous Trees and for the elimination of undesirable fruit on Apple, Crabapple, Carob, and Olive trees.

ACTIVE INGREDIENT: Ethephon [(2-chloroethyl)phosphonic acid]\* ..... 21.7%  
INERT INGREDIENTS: ..... 78.3%

\*Contains 2 pounds ethephon per gallon.

EPA Reg. No. 264-267

EPA Est. No. 264-PA-01

## KEEP OUT OF REACH OF CHILDREN DANGER PELIGRO

Si usted no entiende la etiqueta, busque a alguien para que se la explique a usted en detalle.  
(If you do not understand the label, find someone to explain it to you in detail.)

For **MEDICAL** And **TRANSPORTATION** Emergencies **ONLY** Call 24 Hours A Day 1-800-334-7577

For **PRODUCT USE** Information Call 1-888-AVENTIS (1-888-283-6847)


The use of this product for a variety of plant growth regulation uses is covered by United States and foreign patents including U.S. Patent 4,240,819. No license is granted to use this product in countries other than the United States or for any use not contemplated by this label. Liability for patent infringement may result from use or sale of this product outside the United States.

### FIRST AID

<b>IF IN EYES:</b>	<ul style="list-style-type: none"> <li>• Hold eye open and rinse slowly and gently with water for 15-20 minutes.</li> <li>• Remove contact lenses, if present, after the first 5 minutes, then continue rinsing.</li> <li>• Call a poison control center or doctor for treatment advice.</li> </ul>
<b>IF SWALLOWED:</b>	<ul style="list-style-type: none"> <li>• Immediately call a poison control center or doctor for treatment advice.</li> <li>• Do not induce vomiting unless told to do so by a poison control center or doctor.</li> <li>• Have person sip a glass of water if able to swallow.</li> <li>• Do not give anything by mouth to an unconscious person.</li> </ul>
<b>IF ON SKIN OR CLOTHING:</b>	<ul style="list-style-type: none"> <li>• Take off contaminated clothing.</li> <li>• Rinse skin immediately with plenty of water for 15-20 minutes.</li> <li>• Call a poison control center or doctor for treatment advice.</li> </ul>
<b>IF INHALED:</b>	<ul style="list-style-type: none"> <li>• Move person to fresh air.</li> <li>• If person is not breathing, call 911 or an ambulance, then give artificial respiration, preferably mouth-to-mouth if possible.</li> <li>• Call a poison control center or doctor for further treatment advice.</li> </ul>
<b>For MEDICAL Emergencies Call 24 Hours A Day 1-800-334-7577</b>	
Have the product container or label with you when calling a poison control center or doctor or going for treatment.	

**NOTE TO PHYSICIAN:** Probable mucosal damage may contraindicate the use of gastric lavage. No specific antidote is available. All treatments should be based on observed signs and symptoms of distress in the patient. Overexposure to materials other than this product may have occurred.

Victims of severe overexposure by inhalation should be kept under medical observation for up to 72 hours for delayed onset of pulmonary edema. In a victim of overexposure by ingestion, careful gastric lavage is required due to the possibility of stomach or esophageal perforation. This material is an acid, but the use of alkaline substances to neutralize it is contraindicated.



**ACCEPTED**

MAR 6 2001

Under the Federal Insecticide, Fungicide, and Rodenticide Act, as amended, for the pesticides registered under EPA Reg. No. 264-267

### PRECAUTIONARY STATEMENTS

#### DANGER HAZARDS TO HUMANS AND DOMESTIC ANIMALS

Corrosive. Causes irreversible eye damage. Wear safety goggles when handling. Harmful if swallowed or absorbed through skin. Do not get in eyes or on clothing. Avoid contact with skin. Do not inhale vapors as this product will irritate mucous membranes.

#### PERSONAL PROTECTIVE EQUIPMENT (PPE)

Some materials that are chemical-resistant to this product are listed below. If you want more options, follow the instructions for Category A on an EPA chemical-resistance selection chart.

Applicators and other handlers must wear long-sleeved shirts and long pants, chemical-resistant gloves made of any waterproof material such as polyethylene or polyvinyl chloride, shoes plus socks and protective eyewear.

When handlers use closed systems, enclosed cabs, or aircraft in a manner that meets the requirements listed in the Worker Protection Standard for agricultural pesticides (WPS) [40 CFR 170.240 (d) (4-6)], the handler PPE requirements may be reduced or modified as specified in the WPS.

Discard clothing and other absorbent materials that have been drenched or heavily contaminated with this product's concentrate. Do not reuse them. Follow manufacturer's instructions for cleaning/maintaining PPE. If no such instructions for washables, use detergent and hot water. Keep and wash PPE separately from other laundry.

#### User Safety Recommendations

- Users should wash hands before eating, drinking, chewing gum, using tobacco or using the toilet.
- Users should remove clothing immediately if pesticide gets inside. Then wash body thoroughly and change into clean clothing. The contaminated clothing should be washed before reuse.
- Users should remove PPE immediately after handling this product. As soon as possible, wash thoroughly and change into clean clothing. Wash the outside of gloves before removing.

#### ENVIRONMENTAL HAZARDS

Do not apply directly to water, or to areas where surface water is present or to intertidal areas below the mean high water mark. Do not contaminate water when disposing of equipment washwaters.

#### DIRECTIONS FOR USE

It is a violation of Federal Law to use this product in a manner inconsistent with its labeling.

Do not apply this product in a way that will contact workers or other persons, either directly or through drift. Only protected handlers may be in the area during application. For any requirements specific to your State or Tribe, consult the agency responsible for pesticide regulations. Read entire label before using this product.


#### AGRICULTURAL USE REQUIREMENTS

Use this product only in accordance with its labeling and with the Worker Protection Standard, 40 CFR part 170. This standard contains requirements for the protection of agricultural workers on farms, forests, nurseries, and greenhouses, and handlers of agricultural pesticides. It contains requirements for training, decontamination, notification, and emergency assistance. It also contains specific instructions and exceptions pertaining to the statements on this label about personal protective equipment (PPE), notification to workers, and restricted-entry intervals. The requirements in this box only apply to uses of this product that are covered by the Worker Protection Standard.

Do not enter or allow worker entry into treated areas during the restricted-entry interval (REI) of 48 hours. The REI is 72 hours in areas where average rainfall is less than 25 inches per year.

PPE required for early entry to treated areas that is permitted under the Worker Protection Standard and that involves contact with anything that has been treated such as plants, soil or water is coveralls over long-sleeved shirt and long pants, chemical-resistant gloves made of any waterproof material such as polyethylene or polyvinyl chloride, chemical resistant footwear plus socks, and goggles or face shield. For overhead exposure, chemical-resistant headgear is also required.

Notify workers of the application by warning them orally and by posting warning signs at entrance to treated areas.



4 8 18

## STORAGE AND DISPOSAL

### STORAGE

Do not contaminate water, food, or feed by storage and disposal.

### PESTICIDE DISPOSAL

Pesticide wastes are acutely hazardous. Improper disposal of excess pesticide, spray mixture, or rinsate is a violation of Federal Law. If these wastes cannot be disposed of by use according to label instructions, contact your State Pesticide or Environmental Control Agency or the Hazardous Waste representative at the nearest EPA Regional Office for guidance.

Wastes resulting from the use of this product may be disposed of on site or at an approved waste disposal facility.

### CONTAINER DISPOSAL

Triple rinse (or equivalent). Then offer for recycling or reconditioning or puncture and dispose of in a sanitary landfill or by incineration, or if allowed by state and local authorities, by burning. If burned, stay out of smoke.

### ETHREL® BRAND ETHEPHON PLANT REGULATOR

Promotes earlier, uniform coloring of mature FLUE-CURED TOBACCO. Promotes earlier coloration and maturity of TOMATOES, GRAPES, APPLES, and PEPPERS. Loosens CHERRIES, WALNUTS, and APPLES for earlier, more efficient harvest. Promotes fruit abscission (slipping) in CANTALOUPEs. Increases dormant fruit bud hardiness and delayed spring bloom of SWEET CHERRIES in the Pacific Northwest. Accelerates BLACKBERRY ripening and loosening. Concentrates BLUEBERRY maturity and aids in barrenberry control. Removes dwarf mistletoe from ORNAMENTAL CONIFERS, and leafy mistletoe from ORNAMENTAL DECIDUOUS TREES. Eliminates undesirable fruit on APPLE, CRABAPPLE, CAROB, and OLIVE trees.

### GENERAL INFORMATION

For local recommendations on rates, spray volumes (gallons of water per acre), and spray equipment under varying temperature and rainfall conditions consult your Extension Pomologist, Horticultural Specialist, Aventis CropScience Representative or Farm Advisor for his experience with this product in your area.

### APPLICATION VOLUMES AND SPRAY COVERAGE

Thorough spray coverage is essential to achieve maximum product effectiveness. Spray coverage is affected by choice of equipment, nozzle selection and spray boom setup as well as spray pressure, plant size and canopy density. For both air and ground applications, it is important to choose an equipment setup that will assure thorough coverage of plant canopy (foliage and fruit). The actual spray volume required will vary with the size and density of the plant canopy and the equipment used. In California and Arizona use a volume of no less than 5 gallons per acre for aerial applications.

### GENERAL PRECAUTIONS AND RESTRICTIONS

Do not contaminate water used for irrigation or domestic purposes.

Avoid spray drift to nearby crops as this product will cause modifications in plant growth. Plant injury or reduced yields will result.

Do not plant another crop within 30 days after treatment.

**DO NOT MIX ETHREL® WITH AMMONIUM THIOSULFATE. SUCH TANK MIXTURES MAY RESULT IN FORMATION OF TOXIC FUMES.**

Mix only the amount of spray you expect to use each day. Do not allow mixed solution to stand overnight.

Do not use ETHREL® brand Ethephon Plant Regulator with additives other than recommended on this label.

Avoid spills of concentrated product on spray equipment or airplane parts.

**IMMEDIATELY RINSE ANY SPILLS WITH PLENTY OF WATER AS ETHREL® BRAND ETHEPHON PLANT REGULATOR IS CORROSIVE.**

**IMPORTANT:** Do not apply ETHREL® brand Ethephon Plant Regulator through any type of irrigation system.

Do not use this product for purposes other than those listed on the label.

Do not exceed the rate of ETHREL® brand Ethephon Plant Regulator per acre per year recommended on this label.

### SPRAY DRIFT

Avoid spray drift. Do not apply when weather conditions may cause drift. Do not allow this product to drift on to non-target areas. Drift may result in illegal residues or injury to adjacent crops and vegetation, in the form of leaf yellowing and defoliation. To avoid spray drift, DO NOT apply aerially when wind speed is greater than 10 mph or during periods of temperature inversions. Use of larger droplet size will also reduce spray drift.

### AVOIDING SPRAY DRIFT AT THE APPLICATION SITE IS THE RESPONSIBILITY OF THE APPLICATOR.

The interaction of many equipment and weather-related factors determine the potential for spray drift. The applicator is responsible for considering all these factors when making decisions.

The following drift management requirements must be followed to avoid off-target movement from aerial applications to agricultural field crops. These requirements do not apply to forestry applications, public health uses or to applications using dry formulations.

1. The distance of the outer most nozzles on the boom must not exceed 3/4 the length of the wingspan or rotor.
2. Nozzles must always point backward parallel with the air stream and never be pointed downwards more than 45 degrees.

Where states have more stringent regulations, they should be observed.

The applicator should be familiar with and take into account the information covered in the Aerial Drift Reduction Advisory below:

**AERIAL DRIFT REDUCTION ADVISORY**

**INFORMATION ON DROPLET SIZE**

The most effective way to reduce drift potential is to apply large droplets. The best drift management strategy is to apply the largest droplets that provide sufficient coverage and control. Applying larger droplets reduces drift potential, but will not prevent drift if applications are made improperly, or under unfavorable environmental conditions (See Wind, Temperature and Humidity, and Temperature Inversions).

**CONTROLLING DROPLET SIZE**

**Volume** - Use high flow rate nozzles to apply the highest practical spray volume. Nozzles with higher rated flows produce larger droplets.

**Pressure** - Do not exceed the nozzle manufacturer's recommended pressures. For many nozzle types lower pressure produces larger droplets. When higher flow rates are needed, use higher flow rate nozzles instead of increasing pressure.

**Number of nozzles** - Use the minimum number of nozzles that provide uniform coverage.

**Nozzle Orientation** - Orienting nozzles so that the spray is released parallel to the airstream produces larger droplets than other orientations and is the recommended practice. Significant deflection from horizontal will reduce droplet size and increase drift potential.

**Nozzle Type** - Use a nozzle type that is designed for the intended application. With most nozzle types, narrower spray angles produce larger droplets. Consider using low-drift nozzles. Solid stream nozzles oriented straight back produce the largest droplets and the lowest drift.

**BOOM LENGTH**

For some use patterns, reducing the effective boom length to less than 3/4 of the wingspan or rotor length may further reduce drift without reducing swath width.

**APPLICATION HEIGHT**

Applications should not be made at a height greater than 10 feet above the top of the target plants unless a greater height is required for aircraft safety. Making applications at the lowest height that is safe reduces exposure of droplets to evaporation and wind.

**SWATH ADJUSTMENT**

When applications are made with a crosswind, the swath will be displaced downwind. Therefore, on the up and downwind edges of the field, the applicator should compensate for this displacement by adjusting the path of the aircraft upwind. Swath adjustment distance should increase with increasing drift potential (higher wind, smaller drops, etc.)

**WIND**

Drift potential is lowest between wind speeds of 2 - 10 mph. However, many factors, including droplet size and equipment type determine drift potential at any given speed. Application should be avoided below 2 mph due to variable wind direction and high inversion potential. NOTE: Local terrain can influence wind patterns. Every applicator should be familiar with local wind patterns and how they affect spray drift.

**TEMPERATURE AND HUMIDITY**

When making applications in low relative humidity, set up equipment to produce larger droplets to compensate for evaporation. Droplet evaporation is most severe when conditions are both hot and dry.

**TEMPERATURE INVERSIONS**

Applications should not occur during a temperature inversion because drift potential is high. Temperature inversions restrict vertical air mixing, which causes small suspended droplets to remain in a concentrated cloud. This cloud can move in unpredictable directions due to the light variable winds common during inversions. Temperature inversions are characterized by increasing temperatures with altitude and are common on nights with limited cloud cover and light to no wind. They begin to form as the sun sets and often continue into the morning. Their presence can be indicated by ground fog; however, if fog is not present, inversions can also be identified by the movement of smoke from a ground source or an aircraft smoke generator. Smoke that layers and moves laterally in a concentrated cloud (under low wind conditions) indicates an inversion, while smoke that moves upward and rapidly dissipates indicates good vertical air mixing.



**SENSITIVE AREAS**

The pesticide should only be applied when the potential for drift to adjacent sensitive areas (e.g. residential areas, bodies of water, known habitat for threatened or endangered species, non-target crops) is minimal (e.g. when wind is blowing away from the sensitive areas).

**EQUIPMENT CLEANING**

Because of the acidic nature of this product, prolonged exposure to spray deposits will damage acrylic plastics, certain paints, and metals.

Rinse thoroughly all exposed acrylic-plastic materials and painted surfaces with a detergent and water within one hour after exposure to spray deposits.



## TOBACCO (Flue-Cured Only)

**TOBACCO (FLUE-CURED):** A foliar spray of ETHREL® brand Ethephon Plant Regulator promotes early, uniform "yellowing" of mature tobacco. ETHREL® reduces curing time, allowing more efficient use of curing barn space, and increased control over harvest schedules.

ETHREL® brand Ethephon Plant Regulator increases the capacity of the curing barn by shortening the curing time and allows adjustments in harvest schedules. ETHREL® can be used as a directed spray to the bottom or middle portion of the tobacco plant or as an over-the-top spray. ETHREL® is not intended or recommended for use on immature tobacco.

Crop Situation	ETHREL® Pints/Acre	Specific Directions
DIRECTED SPRAY APPLICATION	4	Use drop nozzles. Choose TG or OC spray tips designed to apply 50 - 60 gpa at 35-40 psi and at tractor speed of 2-3 mph. Use 2 nozzles per row; one on each side of the row dropped low enough to direct the spray to the leaves to be ripened and harvested. Thorough spray coverage is essential. With a directed spray, be sure to harvest all leaves with 20% or more yellowing.
OVER-THE-TOP APPLICATION	4 - 8	Treat only when leaves remaining on the stalk are mature. To ensure remaining leaves are mature, test spray several tobacco plants as described under the section "Application Timing". Use the lower rate in a normally mature crop when experience indicates that minimum ripening inducement is required. Use the higher rate when the crop is heavy and has a tendency to be more rank or when temperatures are lower than normal. Always test spray to determine if the tobacco is mature enough to respond to treatment with ETHREL®.  Apply over-the-top ETHREL® spray as a fine mist using three nozzles (one nozzle tips over the center of the plant, and one on each side) to assure all leaves are covered thoroughly, similar to the application pattern of systemic sucker control agents. Use a spray pressure of 40 to 60 psi.

### USE LIMITATIONS

- Do not apply ETHREL® brand Ethephon Plant Regulator to immature leaves as this can result in unsatisfactory coloring, weight loss and reduced leaf quality.
- Do not allow the crop to over ripen in the field after using ETHREL® brand Ethephon Plant Regulator, since this may cause some reduction in yield and quality.
- Do not treat before anticipated major storm which could prevent harvest and result in crop loss.
- Do not apply ETHREL® brand Ethephon Plant Regulator if rain is expected within 6 hours.
- Do not harvest tobacco treated with ETHREL® brand Ethephon Plant Regulator sooner than 2 days after application.
- Follow use rates listed above for labeled uses. Do not exceed 8 pints of this product (2 lb ethephon) per acre per year.

### APPLICATION TIMING

Successful results with ETHREL® brand Ethephon Plant Regulator call for treatment when leaves are mature, not overly rank green when sprayed. To easily determine the proper treatment timing and the number of leaves per stalk ready for harvest, test spray several plants in more than one location in each field and observe the response. Mature leaves will begin to yellow in 24 to 72 hours. Test leaves that fail to yellow in 72 hours are not mature and are not ready for ETHREL® treatment. Wait a few days to permit further natural maturing, then make another test spray or "maturity" check.

Determine acres to treat by first confirming the number of leaves per plant that will color, then use barn capacity to calculate the number of acres to treat.

A test spray can be prepared by mixing 4 teaspoons of ETHREL® brand Ethephon Plant Regulator in 1 quart of water. Apply about 1 ounce to each test plant covering all leaves with a fine mist. ETHREL® will not color immature leaves.

To avoid quality loss and or possible leaf drop, harvest any yellowed leaves prior to application. Use lower rates under most conditions. Limit use of higher rates to cool (below 65°F at the time of treatment) slow ripening conditions.

### WHEN TO HARVEST

All mature, sprayed leaves will begin to color within 24 to 72 hours after ETHREL® application. The yellowing process is weather dependent; cool weather will delay, while hot, sunny weather can speed up the process. Harvest treated tobacco when leaves have reached the desired color intensity.

Harvest can commence 48 hours after ETHREL® brand Ethephon Plant Regulator application. To determine harvest timing and avoid quality loss or leaf drop, closely monitor treated crop and weather conditions.



**CURING ETHREL® BRAND ETHEPHON PLANT REGULATOR TREATED TOBACCO**

Curing procedures are as much an art as a science and each cure must be judged on the basis of tobacco condition, interval between treatment and harvest, weather and type of curing facility before prescription temperature and ventilation schedules can be established. To obtain maximum quality, care must be taken to observe and control the curing process closely, especially during the late "coloring" and early "drying" stages of the leaf.


Ethephon treated tobacco will have started the coloring process when harvested, reducing the time required in the coloring phase of curing. Treated tobacco should be dried faster. If tobacco leaves are green or contain some green when harvested, it may be necessary to color them for a few hours. If the leaves are completely yellow, temperature and ventilation must be adjusted in a manner to dry the tobacco as fast as possible without scalding. Once the leaf is dried (3/4 dry), you should follow normal procedures for curing. Since ETHREL® treated leaves cure faster, treated and untreated leaves should not be cured together in the same barn.

**TOMATOES**

**TOMATOES (PROCESSED):** A foliar spray of ETHREL® brand Ethephon Plant Regulator accelerates and concentrates tomato ripening increasing recoverable fruit yield from a once-over harvest. Plant Regulator application starts the normal ripening process earlier and increases the rate of ripening of mature green fruit concentrating maturity. Concentrated maturity enables high recoverable yields of ripe tomatoes in once-over harvest. Early concentrated maturity extends the normal harvest season and helps growers schedule harvest and handling more effectively.

**TOMATOES (FRESH MARKET IN CALIFORNIA):** A foliar spray of ETHREL® brand Ethephon Plant Regulator accelerates tomato ripening increasing the early yields of marketable ripe fruit.

Crop Situation	ETHREL® Pints/Acre	Specific Directions	Remarks
<p><b>PROCESS TOMATOES</b> Early and Midseason Crops or Warm Conditions</p>	<p>1 1/4 - 3 1/4</p>	<p>Apply 1 1/4 to 3 1/4 pints per acre of ETHREL® brand Ethephon Plant Regulator in a minimum of 20 gallons per acre for ground application and a minimum of 10 gallons per acre for aerial application. Apply when 5% to 15% of the fruit in the field are red and pink (including breakers) and there is sufficient mature green fruit to produce the desired tonnage.</p> <p>Under high temperatures (above 85 F), rates as low as 1 1/4 pints/acre can be effective.</p> <p>Thorough coverage is essential. For ground or air application choose equipment and spray volumes that will assure uniform spray coverage of foliage and fruit. Overdosing from overlapping swaths or spray nozzle patterns can cause severe foliage injury. If bands are sprayed over the row, reduce the amount of ETHREL® used in proportion to the area actually treated.</p> <p>Observe treated fields closely and harvest fruit at proper maturity.</p>	<p>Apply ETHREL® when desired tonnage of fruit has reached marketable size and maturity. Check fields closely for stage and degree of uniform maturity prior to application. Sample several plants throughout the field to determine proper spray date. Sort, weigh and calculate the percent fruit which is red and pink, including breakers. Fruit size alone is not an adequate indicator. Observe specific directions to determine treatment stage for your situation. Walk treated fields frequently to evaluate crop condition. Maintain normal cultural practice between treatment and harvest. Timely harvest is essential for maximum return of high quality fruit. Consult processor representatives concerning delivery schedules and quotas prior to application of ETHREL®.</p> <p>Consult your local Aventis CropScience Representative, Extension Horticultural Specialist or Farm Advisor for suggestions on the proper use of ETHREL® when fields have variable plant vigor due to differences in soil conditions or cultural practices and for rates of fruit ripening as affected by temperature, within the rate and timing limitations shown on the label.</p>

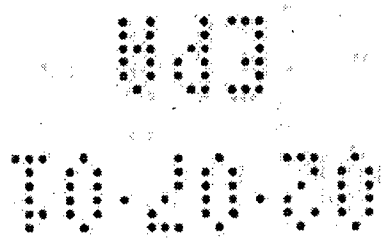


### TOMATOES (continued)

Crop Situation	ETHREL® Pints/Acre	Specific Directions	Remarks
<b>PROCESS TOMATOES</b> Late Season or Coastal Crops or Cool Conditions	3 1/4 - 6 1/2	Apply 3 1/4 to 6 1/2 pints per acre of ETHREL® brand Ethephon Plant Regulator in a minimum of 20 gallons per acre for ground application and a minimum of 10 gallons per acre for aerial application. Apply when 5% to 30% of fruit in the field are red and pink (including breakers) and there is sufficient mature green fruit to produce the desired tonnage. Maximum response is achieved when fruit to be treated is 5 to 15% pink and red. Use the higher rate of ETHREL® when nighttime temperatures are cool (below 65°F) or vegetative growth is dense. Thorough coverage is essential. For ground or air application choose equipment and spray volumes that will assure uniform spray coverage.	Harvest at proper maturity. Temperatures above 90°F may cause fruit to ripen sooner whereas temperatures below 65° F retard natural color development and may extend the time between treatment and harvest.
<b>FRESH MARKET TOMATOES</b> California	1 1/4 - 5	Apply ETHREL® when desired tonnage of fruit has reached marketable size and maturity, generally 3 to 6 days before desired harvest date. Expect only one harvest from treated areas.  Apply 1 1/4 to 5 pints per acre of ETHREL® brand Ethephon Plant Regulator in a minimum of 40 gallons per acre for ground application and a minimum of 10 gallons per acre for aerial application. Thorough coverage is essential. For ground or air application choose equipment and spray volumes that will assure uniform spray coverage.  Use the higher rate and longer preharvest interval on late season crops, when temperatures are cool (generally below 85°F) and foliage is dense. Under high temperatures, rates as low as 1 1/4 pints per acre have been effective while reducing foliage damage particularly on more sensitive varieties - see above.	Check treated fruit frequently and harvest at desired maturity. When programming harvest, spray a different block each day and harvest blocks daily in the same sequence.

**Use Limitations**

- Do not apply before there is sufficient mature green fruit to produce the desired tonnage. ETHREL® brand Ethephon Plant Regulator will not ripen immature green fruit.
- Some yellowing and general aging of foliage may be observed following treatment.
- Do not treat plants with poor root systems or growing under stress due to poor soil conditions, drought, disease or insect damage. Treatment of weak plants will result in rapid loss of foliage cover increasing sunburn and sun scald potential, especially under high temperature conditions.
- Do not treat when sustained temperatures above 105°F are anticipated.
- Do not treat sensitive varieties during period when temperatures exceed 100°F. Foliar damage is more severe on certain varieties such as VF 10, VF 315, VF 145, 21-4, and 13L. During periods of high temperatures use the lower rates on sensitive varieties.
- Do not tank mix with sun protection products, sun protection whiteners, spray adjuvants or other additives.
- Do not apply ETHREL® brand Ethephon Plant Regulator to more acreage than can be harvested in 2 to 3 days.
- Do not apply ETHREL® brand Ethephon Plant Regulator to varieties known to soften rapidly or shatter when ripe.
- Do not use on greenhouse tomatoes.
- Do not harvest tomatoes treated with Ethrel® brand Ethephon Plant Regulator sooner than 3 days after last application.
- Follow use rates listed above for labeled uses. Do not exceed 6.5 pints of this product (1.63 lb ethephon) per acre per year.






## CHERRIES Except California

**CHERRIES:** A foliar spray of ETHREL® brand Ethephon Plant Regulator loosens fruit and promotes early uniform ripening, and reduces the shaker force needed to mechanically harvest fruit. These effects are important for increasing efficiency, recoverable yields, maintaining fruit quality and reducing tree injury. **DO NOT USE ON CHERRIES IN CALIFORNIA.** A fall application of ETHREL® to sweet cherries in the Pacific Northwest area increases dormant bud hardiness and delays bloom the following spring.

Crop Situation	ETHREL® Pints/Acre	Specific Directions	Remarks
TART CHERRIES	Dilute Spray 1	Apply as a dilute spray with sufficient water for thorough, uniform coverage. The optimum spray volume will depend on tree size, planting density and equipment used.	Expect a longer treatment to harvest interval with lower rates.
	Concentrate Spray 2/3 to 1	Concentrate sprays, generally less than 100 gallons per acre, require uniform coverage for optimum response.	
SWEET CHERRIES (varieties such as Windsor, Napoleon-Royal Anne, Emperor Francis)	Dilute Spray 3 to 4	Apply as a dilute spray with sufficient water for thorough uniform coverage. Actual volume will depend on the type of delivery, sprayer used and size of trees. Use low rates on the light or yellow-colored varieties.	
	Concentrate Spray 2 - 3	Concentrate sprays, generally less than 100 gallons per acre, require uniform coverage for optimum response.	
INCREASED DORMANT FRUIT BUD HARDINESS AND DELAYED SPRING BLOOM (Sweet Cherries in the Pacific Northwest)	3	Treat in first two weeks of September.	A fall application of ETHREL® will increase fruit bud hardiness by decreasing the chance for winter injury and delaying bloom by 3 to 5 days which may help avoid frost injury. Treatment of early flowering varieties may delay bloom to better coincide with pollination from other varieties.

### Use Limitations

- Not for use on cherries in California.
- Apply ETHREL® brand Ethephon Plant Regulator in a minimum spray volume of 50 gallons per acre.
- Do not treat too early as this can cause early fruit drop with stems attached.
- Some gummosis of cherry trees is associated with treatment.
- High temperatures during and after application may cause severe gummosis.
- Do not treat trees that had severe gummosis the previous year as tree damage will result.
- Do not apply to trees that are of low vigor or have experienced severe stress (such as winter injury, drought, or disease), since gummosis will be excessive, particularly when high temperatures and/or drought follow treatment.
- If possible, irrigate orchards to prevent drought stress resulting in gummosis.
- Do not harvest cherries treated with ETHREL® sooner than 7 days after last application.
- At the time of application, all fruit including those inside the tree canopy, should be in stage 3 as indicated by rapid size increase and the presence of ground color (change from bright green to yellow background color). Treat when air temperatures are between 60 and 85°F. Do not treat when air temperatures exceed 85°F. Uniform coverage is important, concentrated sprays associated with erratic application can result in gummosis and tip dieback.
- Some early leaf yellowing and drop may be noted following application.
- Slight gummosis and individual fruit size reduction may result with fall application of bud hardiness treatment.
- Follow use rates listed above for labeled uses. Do not exceed 4.0 pints of this product (1.0 lb ethephon) per acre per year.



## GRAPES (Only in California and Arizona)

**GRAPES (TABLE GRAPES IN CALIFORNIA AND ARIZONA):** An application of ETHREL® brand Ethephon Plant Regulator promotes early uniform color development on table grape varieties such as Cardinal, Emperor, Flame seedless, Red Malaga, Queen and Tokay allowing more efficient harvests of quality fruit.

**GRAPES (RAISIN PRODUCTION):** A foliar spray of ETHREL® brand Ethephon Plant Regulator will hasten maturity of Thompson seedless grapes resulting in reduced acids, increased sugars and increased raisin quality.

Crop Situation	ETHREL® Pints/Acre.	Specific Directions	Remarks
TABLE GRAPES (such as Cardinal, Flame Seedless, Red Malaga, and Queen)	1/2 - 2	For high temperatures conditions (above 85F) use lower rates of 1/2 to 1 pint per acre. For low temperatures conditions (but above 65F) use higher rates. Apply in sufficient water to wet vines and fruit clusters uniformly, using conventional ground sprayers. Treat when 5 - 30% of berries show color.	Harvest fruit at desired maturity and quality as indicated by sugar content, acidity and color. This is generally two weeks or more after treatment. Watch treated areas closely and harvest before berries become too dark. For more information regarding local experiences with this product on grapes, consult your Farm Advisor or Extension Viticulturist.
TOKAY GRAPES	1 - 2	Treat Tokays when 5 - 15% of berries show color.	
RAISIN PRODUCTION (Thompson Seedless)	1 - 2	Apply as a foliar spray at 5% berry softening. Treat when 5 - 30% of berries show color.	A foliar spray of ETHREL® will hasten maturity of Thompson Seedless grapes resulting in reduced acids, increased sugars and increased raisin quality. For more information regarding local experience with this product on grapes consult your Farm Advisor or Extension Viticulturist.



### Use Limitations

#### Table Grapes

- Rates higher than 1 pint/A may increase the incidence of cracked fruit and should be used only in areas or during weather conditions where grapes have been especially hard-to-color in past seasons.
- Some berry softening is associated with ETHREL® brand Ethephon Plant Regulator treatment of some varieties which may limit or influence storage considerations.
- Do not store Tokays.
- Do not harvest grapes treated with ETHREL® brand Ethephon Plant Regulator sooner than 14 days after last application.
- Do not exceed 2 pints of this product (0.5 lb ethephon) per acre per year.

#### Raisin Production (Thompson Seedless)


- Do not apply to grapes under stress from insect damage or moisture stress. Observe treated vineyards closely and harvest at proper maturity as determined by sugar acid levels.
- Do not exceed 2 pints of this product (0.5 lb ethephon) per acre per year.



## APPLES

**APPLES:** A foliar spray of ETHREL® brand Ethephon Plant Regulator promotes fruit maturity and loosens apples, making harvest by hand or machine easier and more efficient. ETHREL® applied in combination with FRUITONE® N to control pre-harvest drop stimulates early development of red color and ripening without loosening fruit. Applied to young trees, ETHREL® will suppress vegetative growth and promote flower bud formation.

Crop Situation	ETHREL® Pints/Acre	Specific Directions	Remarks
<b>FRUIT LOOSENING</b>  <b>1. EARLY AND MIDSEASON MATURING VARIETIES</b> (varieties maturing with McIntosh or earlier)	2-1/2	Apply a foliar spray to apple trees 7 to 14 days prior to normal anticipated harvest.  Use sufficient water for thorough uniform spray coverage. The type of sprayer used and size of trees will effect volume required.  Observe fruit daily as the proper picking period is shorter with ETHREL® treated fruit than untreated fruit.  Do not exceed 1.25 pounds ai/A per season.	ETHREL® provides several beneficial responses on apples. Depending on rate and time of application ETHREL® will promote fruit loosening, promote uniform ripening and coloring without loosening, promote thinning and return bloom, and increase flower bud development in young trees. For desired response, follow specific directions.  Treat when air temperatures are between 60° F and 90° F. However, application may be made at 50° F under rising temperature conditions. If daytime temperatures are warm, color response from ETHREL® treatment will be reduced, but ripening and loosening effects will be accelerated. Cool weather may extend the interval between treatment and harvest.  Do not allow fruit to become overripe on trees. Fruit intended for fresh market must be checked for quality and maturity. Color alone is not an adequate guide for fruit maturity. Use a pressure gauge or other suitable methods for determining internal maturity. Fruit over-matured when harvested and stored may soften sooner than untreated fruit.
		<b>2. LATE MATURING VARIETIES IN THE EASTERN UNITED STATES</b> (varieties maturing later than McIntosh)	
<b>PROMOTION OF UNIFORM RIPENING AND COLORING OF RED VARIETIES WITHOUT LOOSENING</b>  <b>1. EARLY OR MIDSEASON MATURING VARIETIES</b> (varieties maturing with McIntosh or earlier)	1-4	Apply foliar spray of ETHREL® and a preharvest drop control chemical registered for use on apples such as the product FRUITONE® N. Use the preharvest drop control product according to label directions. Begin spraying 2 to 3 weeks before normal harvest period and about 1 to 2 weeks before desired harvest date.  Apply as a normal dilute spray using sufficient water for thorough uniform coverage. Actual volume will depend on the type of delivery of sprayer used and size of trees.  Use the lower rate for apples intended for storage.	Do not apply ETHREL® to more acreage than can be harvested in 1 to 2 days.  Treated fruit can be satisfactorily held in cold air storage provided fruit is in good condition.  Since recommendations for chemical control of preharvest drop vary according to location and variety, follow directions on the FRUITONE® N label. In addition, you may consult your local extension Pomologist or Horticulturist for his recommendations.
		<b>2. LATE MATURING VARIETIES</b> (varieties maturing later than McIntosh)	




## APPLES (continued)

Crop Situation	ETHREL® Pints/Acre	Specific Directions	Remarks
<b>THINNING AND RETURN BLOOM</b>  1. Most Varieties  2. Difficult to Thin Varieties Such as Golden Delicious	1.5 - 4  3 - 6	Treat 10 to 20 days after full bloom. For greater thinning, this product can be mixed with AMID-THIN® W, SEVIN® brand 4F Carbaryl Insecticide, SEVIN® brand 80 WSP Carbaryl Insecticide, SEVIN® brand 80 S Carbaryl Insecticide or SEVIN® brand XLR Plus Carbaryl Insecticide for use on apples in accordance with the most restrictive of the AMID-THIN® W, SEVIN® and ETHREL® label limitations and precautions. No label dosage rates should be exceeded. ETHREL® cannot be mixed with any product containing a label prohibition against such mixing. Consult local extension recommendations. Addition of a non-ionic surfactant can enhance treatment effectiveness. Buffering spray solution to a pH of 3 to 5 can improve performance where water is alkaline. Use a spray volume sufficient to cover trees thoroughly and uniformly.	Regulating cropping from one season to another is a problem. Whenever a high percent of the spurs and lateral buds bloom in a single season severe alternate bearing can develop the following year. To overcome this problem use ETHREL® or a combination of ETHREL® plus AMID-THIN® W or ETHREL® plus one of the SEVIN® products listed under Specific Directions applied 7 to 21 days after full bloom. The program to use will depend on the amount of thinning required and the biennial bearing history of your orchard. Expect Red Delicious to show a reduction of "type" and fruit size particularly on trees under stress. Use of higher label rates may reduce fruit size.
<b>INCREASED FLOWER BUD DEVELOPMENT</b> 1. NON-BEARING TREES  2. BEARING TREES	2 - 8  1/2 - 3	Spray trees thoroughly and uniformly to the point of runoff. Use the higher rate on more vigorous trees.  Treat 2 to 4 weeks after full bloom.  To help minimize fruit thinning, delay application until 6 weeks after full bloom and after June drop.	To increase flower bud development on non-bearing trees apply a foliar spray of ETHREL® 2 to 4 weeks after bloom. Treatment can result in excessive fruit thinning and reduced fruit size and yield reduction the year of usage. ETHREL® should reduce vegetative growth and increase flowering the following spring. Trees should be large enough to support a crop of apples before treatment to initiate flower buds.

**Use Limitations**

- The use of ETHREL® brand Ethephon Plant Regulator can result in over thinning and reduced fruit size.
- Avoid double coverage and use on low vigor trees.
- Environmental factors can affect thinning and return bloom, it is advisable to obtain experience under your conditions by initially testing only a small percent of your trees each year with any one program.
- User must consider risk of excessive fruit thinning and fruit size reduction when using ETHREL® brand Ethephon Plant Regulator on young trees just starting to bear.
- Treat only vigorous trees since excessive growth reduction will result on weak trees.
- For best results a thorough uniform spray is needed. A wetting agent may improve spray coverage.
- Do not graze or feed cover crops grown in treated apple orchards.
- Do not harvest apples treated with ETHREL® brand Ethephon Plant Regulator sooner than 7 days after last application.
- Fruit size reduction may occur when used to obtain early maturity, especially if fruit is small at time of treatment.
- ETHREL® brand Ethephon Plant Regulator applied earlier than 3 weeks before normal anticipated harvest may result in reduced fruit quality and size.
- Follow use rates listed above for labeled uses. Do not exceed 8.0 pints of this product (2.0 lb ethephon) per acre per year.



## WALNUTS

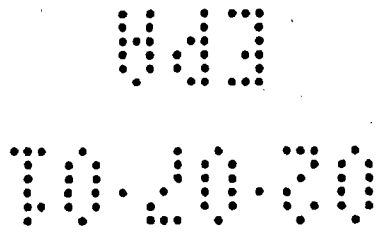
**WALNUTS IN CALIFORNIA:** A foliar spray of ETHREL® brand Etephon Plant Regulator will loosen walnuts for increased efficiency of mechanical harvest, promote earlier harvest, improve hull removal, and increase recoverable yields from a once-over harvest.

Crop Situation	ETHREL® Pints/Acre	Specific Directions	Remarks
California	3 - 5	<p>Expect best results with spray concentrations of 300 to 900 ppm. Refer to spray ETHREL® preparation chart below. Under low temperatures and/or low humidity conditions use the higher label rates. Expect less time between application and harvest with higher label rates.</p> <p>For best results treat when air temperatures are between 60°F and 95°F. Expect reduced effectiveness if above 90°F with low humidity due to spray evaporation.</p> <p>Thorough uniform coverage of walnut hulls is essential for maximum hull split and nut loosening response. Choose equipment that provides maximum spray penetration of the entire tree canopy. Use large air carrier sprayers where tree size jeopardizes coverage. Or volute sprayer attachments may help.</p>	<p>Walnuts are mature when the packing tissue between kernel halves completes browning. Collect nut samples from throughout the tree canopy when determining percent nut maturity.</p> <p><u>Advancing Harvest</u> - Apply when 95-100% of the nuts have reached maturity. Inspect frequently and harvest as soon as adequate hullability occurs generally 10-16 days after treatment depending on variety and weather conditions. Plan second shake 10-12 days after first shake.</p> <p><u>Once Over Harvest</u> - Variety, growing conditions and weather affect maturity and the opportunity for once over harvest. Contact a local fieldman or Farm Advisor to determine if once over harvest can be expected in your situation. Apply to mature walnuts 10 days prior to expected harvest date. Expect actual harvest to range from 7-12 days after treatment.</p>

**USE LIMITATIONS**

- Treatment prior to packing tissue brown (mature) stage may reduce nut quality.
- Some leaf drop is associated with treatment.
- Do not treat diseased, low vigor or moisture stressed trees as excessive leaf drop may occur.
- Assure that dosage rates are measured accurately since rates higher than recommended may result in tree injury (such as excessive defoliation, reduced catkin formation and twig dieback).
- Do not harvest walnuts treated with ETHREL® sooner than 5 days after last application.
- Do not exceed 5 pints of this product ( 1.25 lb ethephon) per acre per year.

ETHREL® SPRAY PREPARATION CHART						
ETHREL® Rate		Spray Volume (gallons/acre)				
		100	200	300	400	500
Pints/A	Lbs/A	Concentration (ppm)				
3	0.75	900	450	300	---	---
4	1.00	---	600	400	300	---
5	1.25	---	750	500	375	300



## PEPPERS

**PEPPERS:** A foliar spray of ETHREL® brand Ethephon Plant Regulator promotes early, uniform ripening and coloring for more efficient packing and handling of fruit.

Crop Situation	ETHREL® Pints/Acre	Specific Directions	Remarks
PEPPERS	1 1/4 - 4	<p>Thorough coverage is essential. For ground or air application choose equipment and spray volumes that will insure uniform coverage of foliage and fruit. Use the higher rate when cool temperatures are anticipated (less than 65°F), when plants are growing vigorously or when foliage is dense to assure thorough wetting of all leaves and fruit.</p> <p>Use the lower rates with lower spray volumes (1 1/4 to 2 pint rate in 20 gal/A) and higher rates with higher volumes (3-4 pints/40 gal/A). The 3-4 pint rate in less than 40 gpa may cause foliage burn under hot dry conditions.</p> <p>Apply ETHREL® to bell peppers when 10% of fruit are red and chocolate and to chili and pimento pepper varieties when 10 to 30% of fruit are red and chocolate and there is sufficient mature green fruit to produce desired tonnage. ETHREL® will not ripen immature, green fruit.</p>	<p>Check several field locations to determine crop stage and degree of maturity. ETHREL® treatments may reduce total yields if applied too early or there is a lack of uniform, mature, green fruit resulting from split fruit set or variable soil cultural practices. Harvest fruit after desired color and maturity, generally 14 or more days after treatment.</p>

**Use Limitations**

- Do not apply when prolonged average high temperatures of 95°F after treatment are expected.
- Do not treat when temperatures exceed 100°F. Applications made under high temperatures will accentuate fruit ripening, yellowing of foliage, defoliation and immature fruit abscission.
- Do not treat when average temperatures are below 60°F. Low temperatures after treatment may reduce or negate the effects of ETHREL® brand Ethephon Plant Regulator.
- Some yellowing and general aging of leaves will be noted after treatment.
- Do not harvest peppers treated with ETHREL® brand Ethephon Plant Regulator sooner than 5 days after last application.
- Do not exceed 4 pints of this product (1.0 lb ai ethephon) per acre per year.

**NOTE:** Under certain conditions tank mixtures of ETHREL® brand Ethephon Plant Regulator with desiccants containing sodium chlorate could result in the formation of hypochlorous acids which on heating will emit toxic chloride fumes.

## BLACKBERRIES

**BLACKBERRIES IN OREGON AND WASHINGTON:** A foliar spray of ETHREL® brand Ethephon Plant Regulator will concentrate maturity and loosen fruit, improving harvesting efficiency while reducing cane injury from mechanical harvest.

Crop Situation	ETHREL® Pints/Acre	Specific Directions	Remarks
<p>IN OREGON AND WASHINGTON (Cultivars Chehalem Thornless and Evergreen)</p>	5 - 8	<p>To loosen fruit and concentrate maturity, apply a foliar spray of ETHREL® at least 3 days prior to expected harvest when air temperatures are between 60°F and 90°F and rain is not predicted within 24 hours.</p> <p>Use sufficient volume to insure thorough and uniform wetting of foliage and fruit.</p>	<p>Use ETHREL® : 1) early in the harvest season to reduce the number of pickings or 2) treat later in the harvest season for a once-over final picking.</p>

**Use Limitations**

- Do not spray more than can be harvested on the third day following treatment as considerable fruit may drop.
- Use only at recommended times and rates on healthy, vigorous plants, as a reduction in berry size may occur. Do not use on damaged or diseased plants.
- Do not harvest blackberries treated with ETHREL® brand Ethephon Plant Regulator sooner than 3 days after last application.
- Do not exceed 8 pints of this product (2 lb ai ethephon) per acre per year.

## BLUEBERRIES

**BLUEBERRIES:** A foliar spray of ETHREL® brand Ethephon Plant Regulator concentrates maturity of blueberries for easier and more efficient harvest. A foliar spray of ETHREL® brand Ethephon Plant Regulator will abort black barrenberry (*Aronia melanocarpa*) flowers and/or fruit growing in Maine lowbush blueberry fields reducing the number of undesirable barrenberry fruit harvested with blueberries.

Crop Situation	ETHREL® Pints/Acre	Specific Directions	Remarks
<b>CONCENTRATION OF MATURITY AND EARLIER FRUIT COLORING</b> (Cultivars Bluecrop, Weymouth, Jersey, Rancocas, Rubel, Bluetta, Eriblue, Wolcott, Croatan, Murphy, Angola, Morrow, Garden Blue, Trifblue and NCS01)	4 - 8	Apply a foliar spray of ETHREL® brand Ethephon Plant Regulator at a rate of 4 to 8 pints in 150 to 200 gallons per acre. Use the higher spray volume and rate on large dense foliage bushes or when temperatures are cool. Treat when air temperatures are 60° to 90° F.  Thorough uniform spray coverage of foliage and fruit is essential for maximum fruit maturation and coloration. To aid uniform wetting of plants, use a wetting agent such as Triton B-1956 at 0.5 pint per 100 gallons or X-77 at 2.0 pints per 100 gallons.	To concentrate first harvest, apply ETHREL® brand Ethephon Plant Regulator when 15 to 20% of the berries are blue. To concentrate final harvest, treat after the first or second picking. Harvest blueberries at proper maturity when colored, generally one to two weeks after treatment. Observe fruit daily as the proper picking period for optimum internal and external quality is shorter with ETHREL® brand Ethephon Plant Regulator treated fruit than with untreated fruit. High temperatures (90° F) accelerate fruit ripening.  ETHREL® treatments may increase fruit with stems, slightly decrease fruit size, soluble solids and acidity. ETHREL® may not induce internal ripening as rapidly as fruit color.
<b>BLACK BARRENBERRY CONTROL IN LOW BUSH BLUEBERRIES IN MAINE</b>	4 - 8	Apply 4 to 8 pints per acre of ETHREL® brand Ethephon Plant Regulator in approximately 100 to 200 gallons per acre for ground sprayers and approximately 10 gallons per acre for aerial application.  Thorough uniform spray coverage is essential. To aid in uniform wetting of plants, use a wetting agent such as X-77 at 0.1% of the spray volume.	Use the lower rates of ETHREL® brand Ethephon Plant Regulator when black barrenberries are between 90 to 100% petal fall and use the higher rates of ETHREL® when black barrenberry fruit is 1/8 to 3/16 inch in diameter. This is generally 7 to 10 days after blueberries are in the same stages of development. Harvest blueberry fruit when ripe, generally 6 to 8 weeks after application.

**Use Limitations**

- Applications to cultivars other than those listed above may cause excessive steminess and/or premature crops.
- Make no more than one application per season.
- If used for barrenberry control in Maine, do not make a second application for blueberry concentration of maturity or coloring.
- Do not treat blueberry plants under drought stress or excessively high temperatures as defoliation and reduced yield may result.



## CANTALOUPE

**CANTALOUPE IN CALIFORNIA, ARIZONA, AND TEXAS:** A foliar spray of ETHREL® brand Ethephon Plant Regulator promotes abscission (slipping) of fruit allowing more efficient and economical harvesting.

Crop Situation	ETHREL® Pints/Acre	Specific Directions	Remarks
CALIFORNIA, ARIZONA, TEXAS	3	<p>Good spray coverage is important for producing uniform abscission. Use 40 or more gallons/acre for ground and 10 or more gallons/acre for aerial application. (Aerial applications are only permitted in Texas.)</p> <p>Be prepared to harvest abscised fruit 2 to 5 days after treatment. The exact pre-harvest interval will vary with temperature. Be sure to coordinate your harvesting schedule with your packer/shipper.</p>	<p>The effect will be faster at higher temperatures. Proper timing of ETHREL® treatment is critical, but may vary from season to season. Fruit quality, in terms of soluble solids and flesh color, does not improve following treatment. Therefore, ETHREL® should not be used until after fruit has developed marketable levels of soluble solids and flesh color. ETHREL® promotes abscission of immature fruit as well as marketable fruit. Thus, using ETHREL® too soon will result in poorly colored fruit with substandard soluble solids.</p> <p>Observe treated fields frequently and pick fruit when market quality is reached. Fruit allowed to remain in the field too long will lose quality. Some yellowing or rapid aging of vines will be seen following treatment. Plants with low vigor will not respond properly. Do not plant another crop within 30 days after treatment.</p>


### Use Limitations

- ETHREL® brand Ethephon Plant Regulator should not be applied when night temperatures are below 60°F.
- Treat only those fruit that have a fairly uniform fruit set, have vines in good condition, and have fruit with marketable soluble solids and internal flesh color. Do not treat fields where soluble solids are running less than 10%.
- Do not harvest cantaloupes treated with ETHREL® brand Ethephon Plant Regulator sooner than 2 days after last application.
- Do not exceed 3 pints of this product (0.75 lb ethephon) per acre per year.

## MISTLETOE REMOVAL

**DWARF AND LEAFY MISTLETOE REMOVAL:** A foliar spray of ETHREL® brand Ethephon Plant Regulator will remove dwarf mistletoe shoots in ornamental conifers and leafy mistletoe from ornamental deciduous trees.

Crop Situation	ETHREL® Amount	Specific Directions	Remarks
DWARF MISTLETOE ON ORNAMENTAL CONIFERS	2 pints per 20 gallons	Apply as a foliar spray to dwarf mistletoe shoots before mistletoe seed dispersal. For effective removal, all mistletoe shoots must	Applications made in conjunction with silvicultural mistletoe management will prevent spread of the mistletoe parasite to other parts of the tree and other trees.
DOUGLAS FIR ORNAMENTALS	1 pint per 20 gallons	be sprayed to wet. Use of a non-ionic surfactant at recommended rates may increase effectiveness. Treat any mistletoe regrowth before seed dispersal.	Mature needle drop, that normally occurs in the fall, may be hastened by the use of ETHREL®. Applications of higher rates on Douglas fir may result in excessive needle drop.
LEAFY MISTLETOE ON ORNAMENTAL DECIDUOUS TREES	2 quarts per 20 gallons	Make applications after fall leaf drop through mid-winter. For effective removal, all mistletoe shoots must be sprayed to wet. Use of a non-ionic surfactant at recommended rates may increase effectiveness. Any mistletoe regrowth should be treated during the labeled application window.	Large mistletoe infections and mistletoe found in mesquite may be difficult to control with a single application and retreatment may be necessary.





## FRUIT ELIMINATION (Ornamental Use Only)

**UNDESIRABLE FRUIT ELIMINATION:** A foliar spray of ETHREL® brand Ethephon Plant Regulator will reduce or eliminate undesirable fruit development on apple, crabapple, carob and olive trees.

Crop Situation	ETHREL® Amount	Specific Directions	Remarks
APPLES CRABAPPLES	8 to 12 ounces per 20 gallons  Do not exceed 12 ounces (0.15 oz. ai/gallon) per application.	Apply as a foliar spray at the flower bud to full bloom stage, prior to fruit set. Wet foliage thoroughly. Over application of ETHREL® Plant Regulator can result in excessive leaf drop and/or tree defoliation. Use higher rates when temperatures are cool.	Application must be made before fruit set for best results.  Do not treat weak trees or trees under stress (drought, insect or disease damaged trees) as excessive leaf drop or twig drop can result.  Some leaf drop or temporary leaf yellowing may occur after treatment.
CAROB ( <i>Ceratonia siliqua</i> )	6 ounces per 20 gallons	Apply as a foliar spray. Wet all foliage thoroughly. Amount of spray will depend on tree size.	Do not use on small red fruited varieties of crabapple as fruit elimination will not be satisfactory.
OLIVE* ( <i>Olea europaea</i> )	12 ounces per 20 gallons		

\*This recommendation is not intended to be used on commercial fruit production as a thinning agent.

## TURF



An application of Ethrel slows the growth of turfgrasses thus reducing the required frequency of mowing and the volume of clippings collected.

SITES	RATE	APPLICATION	SPRAY VOLUME
Fairways, Roughs & Commercial Turfgrasses, including Bentgrass (Fairway cut), Kentucky Bluegrass, Perennial Ryegrass, Tall & Fine Fescue	6 fl. oz./1000 ft. <sup>2</sup>	Apply to actively growing turf. It will require 7-10 days for ETHREL® to act. Reapplication intervals: Kentucky Bluegrass-7 wks. Perennial Ryegrass-7 wks. Tall/Fine Fescue-4 wks. Bentgrass-4 wks.	0.5-4.0 gals/1000 ft. <sup>2</sup>

### Use Limitations:

- Do not allow entry to treated areas until sprays have dried.
- For best results, apply with sprayer in sufficient volume of water to provide uniform coverage. ETHREL® is foliarly absorbed.
- Apply only to actively growing turf, under favorable growing conditions, that is not going into a dormancy period. Do not treat turfgrass with poor root systems or growing under stress due to poor soil conditions, drought, disease or insect damage.
- Do not apply to golf course greens.
- Use of spreaders/stickers with ETHREL® is not necessary.
- ETHREL® is an acidic product and prolonged exposure to spray deposits will damage acrylic plastics, certain paints and metals. Rinse thoroughly all exposed acrylic plastic materials and painted surfaces with a detergent and water within one hour after exposure to spray deposits.

Test tankmixes with other products on a small area before using widely.



**IMPORTANT: READ BEFORE USE**

Read the entire Directions for Use, Conditions, Disclaimer of Warranties and Limitations of Liability before using this product. If terms are not acceptable, return the unopened product container at once.

By using this product, user or buyer accepts the following Conditions, Disclaimer of Warranties and Limitations of Liability.

**CONDITIONS:** The directions for use of this product are believed to be adequate and should be followed carefully. However, it is impossible to eliminate all risks associated with the use of this product. Crop injury, ineffectiveness or other unintended consequences may result because of such factors as weather conditions, presence of other materials, or the manner of use or application, all of which are beyond the control of Aventis CropScience. All such risks shall be assumed by the user or buyer.

**DISCLAIMER OF WARRANTIES:** AVENTIS CROPSCIENCE MAKES NO OTHER WARRANTIES, EXPRESS OR IMPLIED, OF MERCHANTABILITY OR OF FITNESS FOR A PARTICULAR PURPOSE OR OTHERWISE, THAT EXTEND BEYOND THE STATEMENTS MADE ON THIS LABEL. No agent of Aventis CropScience is authorized to make any warranties beyond those contained herein or to modify the warranties contained herein. AVENTIS CROPSCIENCE DISCLAIMS ANY LIABILITY WHATSOEVER FOR SPECIAL, INCIDENTAL OR CONSEQUENTIAL DAMAGES RESULTING FROM THE USE OR HANDLING OF THIS PRODUCT.

**LIMITATIONS OF LIABILITY:** THE EXCLUSIVE REMEDY OF THE USER OR BUYER FOR ANY AND ALL LOSSES, INJURIES OR DAMAGES RESULTING FROM THE USE OR HANDLING OF THIS PRODUCT, WHETHER IN CONTRACT, WARRANTY, TORT, NEGLIGENCE, STRICT LIABILITY OR OTHERWISE, SHALL NOT EXCEED THE PURCHASE PRICE PAID, OR AT AVENTIS CROPSCIENCE'S ELECTION, THE REPLACEMENT OF PRODUCT.

**NET CONTENTS:**

Aventis CropScience USA LP  
P.O. Box 12014, 2 T.W. Alexander Drive  
Research Triangle Park, North Carolina 27709

AMID-THIN<sup>®</sup> W and FRUITONE<sup>®</sup> N are registered trademarks of the Aventis Group licensed by AMVAC.

ETHREL is a registered trademark of the Aventis Group.

ETHREL<sup>®</sup> brand Ethephon Plant Regulator (PENDING) Submitted 2/1/01.

