

28 SEP 1993

Lizbeth R. Simila  
Rhone-Poulenc AG Company  
P.O. Box 12014  
2 T.W. Alexander Drive  
Research Triangle Park, NC 27709

Dear Ms. Simila:

Subject: Revised Label - Deletion of Tank Mix with Alanap in Soybeans and Addition of Statements in Compliance with PR Notice 93-7 and 93-11 (Worker Protection Standards) Butyrac 200 Broadleaf Herbicide EPA Registration No. 264-105 Your Submission Dated July 27, 1993

The labeling referred to above, submitted in connection with registration under the Federal Insecticide, Fungicide, and Rodenticide Act, as amended, is acceptable with the following provision:

Since this product has no aquatic uses, the phrase "For terrestrial uses" may be deleted from the second sentence of the Environmental Hazards section.

A stamped copy is enclosed for your records. Please submit five (5) final printed copies for the referenced label, incorporating the above change, before releasing the product for shipment.

Sincerely yours,

Joanne I. Miller  
Product Manager (23)  
Fungicide-Herbicide Branch  
Registration Division (H7505C)

Enclosure

CONCURRENCES

SYMBOL	H7505C						
SURNAME	D. KEANY						
DATE	9/27/93						

# BUTYRAC<sup>®</sup> 200 Broadleaf Herbicide

2913

Controls Broadleaf Weeds in Soybeans, Peanuts, Seedling and Established Alfalfa, Seedling Birdsfoot Trefoil, Seedling Alsike Clover, Seedling Ladino Clover, and Seedling Red Clover.

ACTIVE INGREDIENT: 4-(2,4-Dichlorophenoxy)butyric acid, dimethylamine salt\* ..... 25.9%  
INERT INGREDIENTS: ..... 74.1%  
\*4-(2,4-Dichlorophenoxy)butyric acid equivalent 22.0% by weight or 2 pounds per gallon.

EPA Reg. No. 264-105

EPA Est. No. 264-MO-01

## KEEP OUT OF REACH OF CHILDREN DANGER PELIGRO

Si usted no entiende la etiqueta, busque a alguien para que se la explique a usted en detalle.  
(If you do not understand the label, find someone to explain it to you in detail.)

For **MEDICAL** and **TRANSPORTATION Emergencies ONLY** Call 24 Hours A Day 1-800-334-7577  
For **PRODUCT USE** Information Call 1-800-334-9745

### STATEMENT OF PRACTICAL TREATMENT

**IF SWALLOWED:** If patient is conscious and alert, give 2-3 glasses of water to drink. Do not induce vomiting. Get medical attention.

**IF ON SKIN:** Immediately wash skin with plenty of soap and water, if available, while removing contaminated clothing and shoes. Wash clothing separately before reuse. Get medical attention.

**IF INHALED:** Remove victim to fresh air. If not breathing, give artificial respiration. Administer oxygen if necessary. Get medical attention.

**IF IN EYES:** Hold eyelids open and flush with a steady, gentle stream of water for at least 15 minutes. Get medical attention, preferably an ophthalmologist.

ACCEPTED  
with COMMENTS  
In EPA Letter Dated:

28 SEP 1993

Under the authority of the  
F  
as of  
Registration No. 264-105

264-105

BUTYRAC<sup>®</sup> 200 can be applied to registered use areas by ground, aerial and sprinkler irrigation equipment. The following provides recommended methods of application for each crop.

#### GROUND APPLICATION

Use a standard herbicide boom sprayer that provides uniform and accurate application. Sprayer should be equipped with screens no finer than 50 mesh in the nozzle tips and in-line strainers.

Select a spray volume and delivery system that will ensure thorough and uniform spray coverage. For optimum spray distribution and thorough coverage, use of flat fan nozzles (maximum tip size 8008) with a minimum spray pressure of 30 psi at the nozzle tips are recommended. Other nozzle types that produce coarse spray droplets may not provide adequate coverage of the weeds to ensure optimum control. Raindrop nozzles are not recommended as weed control with BUTYRAC<sup>®</sup> may be reduced. In general a minimum spray volume of 10 gallons per acre (GPA) is recommended for optimum spray coverage. When using higher speed equipment, a maximum speed of 10 mph is suggested if field conditions cause excessive boom movement during application and subsequent poor spray coverage. Ground applications made when dry, dusty field conditions exist may provide reduced weed control in wheel track areas.

3 7 13

# BUTYRA<sup>®</sup> 200 Broadleaf Herbicide

**Controls Broadleaf Weeds in Soybeans, Peanuts, Seedling and Established Alfalfa, Seedling Birdsfoot Trefoil, Seedling Alsike Clover, Seedling Ladino Clover, and Seedling Red Clover.**

**ACTIVE INGREDIENT:** 4-(2,4-Dichlorophenoxy)butyric acid, dimethylamine salt\* .....25.9%  
**INERT INGREDIENTS:** .....74.1%  
\*4-(2,4-Dichlorophenoxy)butyric acid equivalent 22.0% by weight or 2 pounds per gallon.

EPA Reg. No. 264-105

EPA Est. No. 264-MO-01

## KEEP OUT OF REACH OF CHILDREN DANGER PELIGRO

Si usted no entiende la etiqueta, busque a alguien para que se la explique a usted en detalle.  
(If you do not understand the label, find someone to explain it to you in detail.)

For **MEDICAL** and **TRANSPORTATION Emergencies ONLY** Call 24 Hours A Day 1-800-334-7577  
For **PRODUCT USE** Information Call 1-800-334-9745

### STATEMENT OF PRACTICAL TREATMENT

**IF SWALLOWED:** If patient is conscious and alert, give 2-3 glasses of water to drink. Do not induce vomiting. Get medical attention.

**IF ON SKIN:** Immediately wash skin with plenty of soap and water, if available, while removing contaminated clothing and shoes. Wash clothing separately before reuse. Get medical attention.

**IF INHALED:** Remove victim to fresh air. If not breathing, give artificial respiration. Administer oxygen if necessary. Get medical attention.

**IF IN EYES:** Hold eyelids open and flush with a steady, gentle stream of water for at least 15 minutes. Get medical attention, preferably an ophthalmologist.

#### NOTE TO PHYSICIAN

No specific antidote is available. All treatments should be based on observed signs and symptoms of distress in the patient. Overexposure to materials other than this product may have occurred.

### PRECAUTIONARY STATEMENTS

#### DANGER

#### HAZARD TO HUMANS AND DOMESTIC ANIMALS

Corrosive. Causes irreversible eye damage. Harmful if swallowed or absorbed through the skin. Do not get in eyes, on skin or clothing. Avoid breathing spray mist.

#### Personal Protective Equipment (PPE)

Applicators and other handlers must wear long-sleeved shirt and long pants, waterproof gloves, shoes plus socks and protective eyewear. Follow manufacturer's instructions for cleaning /maintaining PPE. If no such instructions for washables, use detergent and hot water. Keep and wash PPE separately from other laundry.

#### Engineering Control Statements

When handlers use closed systems, enclosed cabs or aircraft in a manner that meets the requirements listed in the Worker Protection Standard (WPS) for agricultural pesticides [40 CFR 170.240 (d) (4-6)], the handler PPE requirements may be reduced or modified as specific in the WPS.

#### User Safety Recommendations

Users should wash hands before eating, drinking, chewing gum, using tobacco or using the toilet.

Remove clothing immediately if pesticide gets inside. Then wash thoroughly and put on clean clothing.

#### ENVIRONMENTAL HAZARDS

This product is toxic to fish. For terrestrial uses, do not apply directly to water, or to areas where surface water is present or to intertidal areas below the mean high water mark. Do not contaminate water when disposing of equipment washwaters.

**MIXING AND LOADING:** Most cases of ground water contamination involving phenoxy herbicides such as 2,4-DB have been associated with mixing/loading and disposal sites. Caution should be exercised when handling 2,4-DB pesticides at such sites to prevent contamination of ground water supplies. Use of closed systems for mixing or transferring this pesticide will reduce the

PL-26-73B

probability of spills. Placement of ( ) xing/loading equipment on an impervious ( ) contain spills will help prevent ground water contamination.

Do not apply BUTYRAC® 200 Broadleaf Herbicide directly to or otherwise permit it to come in contact with cotton, okra grapes, tomatoes, fruit trees, vegetables, flowers, or other desirable crop or ornamental plants. Do not permit spray mist to drift onto susceptible plants since very small quantities of the BUTYRAC® 200 Broadleaf Herbicide can cause severe injury during the growing or dormant periods. Use coarse sprays to minimize drift. Do not apply with nozzles that produce fine spray droplets.

Drift from ground application may be reduced by: (1) keeping the spray boom as near to the crop as possible in order to obtain complete coverage; (2) by applying 10 gallons or more of spray per acre; (3) by using no more than 20 pounds of pressure at the nozzle tips; and (4) by not spraying when wind exceeds 5 miles per hour.

Drift from aerial application may be reduced by: (1) applying as near to the target as possible to obtain adequate coverage; (2) by applying 5 or more gallons of spray per acre; (3) by using 20 pounds pressure or less at the nozzle tips; (4) by using nozzles which produce a coarse spray pattern; (5) by spraying when there is no possibility for a temperature inversion at time of spraying.

Applications by aircraft, ground rig and hand sprayers should be carried out only when there is no hazard from spray drift.

### DIRECTIONS FOR USE

It is a violation of Federal Law to use this product in a manner inconsistent with its labeling. Read entire label before using this product.

Do not apply this product in a way that will contact workers or other persons, either directly or through drift. Only protected handlers may be in the area during application. For any requirements specific to your State or Tribe, consult the agency responsible for pesticide regulations.

### AGRICULTURAL USE REQUIREMENTS

Use this product only in accordance with its labeling and with the Worker Protection Standard, 40 CFR part 170. This standard contains requirements for the protection of agricultural workers on farms, forests, nurseries, and greenhouses, and handlers of agricultural pesticides. It contains requirements for training, decontamination, notification, and emergency assistance. It also contains specific instructions and expectations pertaining to the statements on this label about personal protective equipment (PPE) and restricted-entry intervals. The requirements in this box only apply to uses of this product that are covered by the Worker Protection Standard.

Do not enter or allow worker entry into treated areas during the restricted-entry interval (REI) of 48 hours.

PPE required for early entry to treated areas that is permitted under the Worker Protection Standard and that involves contact with anything that has been treated such as plants, soil or water is coveralls, waterproof gloves, shoes plus socks and protective eyewear.

### STORAGE AND DISPOSAL

#### STORAGE

Do not contaminate water, food or feed by storage or disposal. Store in original container in a dry secured storage area. Keep container tightly closed when not in use.

#### PESTICIDE DISPOSAL

Pesticide wastes are acutely hazardous. Improper disposal of excess pesticide, spray mixture, or rinsate is a violation of Federal law. If these wastes cannot be disposed of by use according to label instructions, contact your State Pesticide or Environmental Control Agency, or the Hazardous Waste representative at the nearest EPA Regional Office for guidance.

#### CONTAINER DISPOSAL

Triple rinse (or equivalent). Then offer for recycling or reconditioning, or puncture and dispose of in a sanitary landfill, or incineration, or, if allowed by state and local authorities, by burning. If burned, stay out of smoke.

### GENERAL CAUTIONS AND RESTRICTIONS

Do not apply BUTYRAC® 200 Broadleaf Herbicide through any type of irrigation system.

Do not use in or near a greenhouse.

### APPLICATION PROCEDURES

BUTYRAC® 200 can be applied to registered use areas by ground, aerial and sprinkler irrigation equipment. The following provides recommended methods of application for each crop.

#### GROUND APPLICATION

Use a standard herbicide boom sprayer that provides uniform and accurate application. Sprayer should be equipped with screens no finer than 50 mesh in the nozzle tips and in-line strainers.

Select a spray volume and delivery system that will ensure thorough and uniform spray coverage. For optimum spray distribution and thorough coverage, use of flat fan nozzles (maximum tip size 8008) with a minimum spray pressure of 30 psi at the nozzle tips are recommended. Other nozzle types that produce coarse spray droplets may not provide adequate coverage of the weeds to ensure optimum control. Raindrop nozzles are not recommended as weed control with BUTYRAC® may be reduced. In general a minimum spray volume of 10 gallons per acre (GPA) is recommended for optimum spray coverage. When using higher speed equipment, a maximum speed of 10 mph is suggested if field conditions cause excessive boom movement during application and subsequent poor spray coverage. Ground applications made when dry, dusty field conditions exist may provide reduced weed control in wheel track areas.

5 7 13

## AERIAL APPLICATION

Use orifice discs, cores and nozzle types and arrangements that will provide for optimum spray distribution and maximum coverage. In general a minimum spray volume of 5 GPA and a maximum pressure of 40 psi are recommended.

## MIXING INSTRUCTIONS

**BUTYRAC® ALONE:** Fill the spray tank 1/2 to 3/4 full with clean water. Begin agitation and add the recommended amount of BUTYRAC® 200. Add water to the spray tank to the desired level. Maintain sufficient agitation to ensure a uniform spray mixture during application.

**TANK MIXTURES:** BUTYRAC® 200 can be applied in tank mixture with other herbicides registered for use on approved crops. Refer to the specific crop section for rate recommendations and other restrictions. To apply BUTYRAC® 200 in mixture with another product, fill the spray tank 1/2 to 3/4 full with clean water and begin agitation. If tankmixing with wettable powder, soluble powder, flowable or dry flowable products, add the powder or flowable product first. After the other herbicide is thoroughly mixed with water, add the recommended amount of BUTYRAC® 200 and add water to the spray tank to the desired level. If tankmixing with other product types, add the BUTYRAC® 200 first before adding the other product. Always mix one product in water thoroughly before adding another product or compatibility problems may occur. Never mix two products together without first mixing in water.

Maintain sufficient agitation while mixing and during application to ensure a uniform spray mixture. If spray mixture is allowed to remain without agitation for short periods of time be sure to agitate until uniformly mixed before application.

## COMPATIBILITY

Evaluate tank mixtures not listed on this label for compatibility and crop safety on a small area before applying to the entire field.

BUTYRAC® 200 may form an insoluble precipitate in very hard water. If you expect to mix BUTYRAC® 200 with very hard water, test compatibility by mixing a small amount of BUTYRAC® 200 in the proposed dilution ratios, shake and observe. A compatibility agent approved for use on growing crops such as UNITE or E-Z MIX may be tested to reduce precipitation. Whenever hard water is used to dilute BUTYRAC® 200, spray immediately and do not allow spray mixture to sit overnight.

## GENERAL INFORMATION

Spray tank residues of 2,4-D or MCPA mixed with BUTYRAC® 200 Broadleaf Herbicide can cause serious crop or ornamental plant injury. A sprayer previously used to apply these chemicals must be thoroughly cleaned with alkali and water before applying BUTYRAC® 200. Be sure sprayer is clean before applying BUTYRAC® 200 Broadleaf Herbicide.

Local conditions may affect the use of herbicides. Consult your State Agricultural Experiment Station, Farm Advisors, or Extension Weed Specialists for advice in selecting treatments from this label to best fit local conditions.

**INJURY TO CROPS FROM THIS HERBICIDE MAY OCCUR. IF YOU ARE NOT PREPARED TO ACCEPT SOME DEGREE OF CROP INJURY DO NOT USE THIS PRODUCT.**

Crop varieties vary in response to 2,4-DB and some are easily injured. Apply BUTYRAC® 200 only to varieties known to be tolerant to 2,4-DB. If you are uncertain concerning tolerant varieties or local use situations that may affect crop tolerance to 2,4-DB, consult your seed company, state Agricultural Extension Service or qualified crop consultant for advice.

Be sure that use of this product conforms to all applicable laws, rules, and regulations. Certain states have restrictions pertaining to application distances from susceptible crops. The applicator should become familiar with these laws, rules, or regulations and follow them exactly.



## GENERAL WEED LIST

BUTYRAC® 200 Broadleaf Herbicide alone will control or suppress the following weeds depending on weed size.

COMMON NAME	BOTANICAL NAME	MAXIMUM WEED HEIGHT*
velvetleaf	<i>Abutilon theophrasti</i>	1 inch
Virginia copperleaf	<i>Acalypha virginica</i>	1 inch
prickly sida (teaweed)	<i>Sida spinosa</i>	1 inch
common ragweed	<i>Ambrosia artemisiifolia</i>	1 inch
threeseed croton (goatweed)	<i>Croton lindheimeranus</i>	1 inch
lambsquarters	<i>Chenopodium album</i>	1 inch
wild mustard	<i>Sinapsis arvensis</i>	1 inch
field pennycress	<i>Thlaspi arvense</i>	1 inch
Jimsonweed	<i>Datura stramonium</i>	1.5 inches
devilsclaw	<i>Proboscidea louisianica</i>	2 inches
pigweed	<i>Amaranthus spp.</i>	3 inches
morningglory	<i>Ipomoea spp.</i>	36 inches
cocklebur	<i>Xanthium spp.</i>	36 inches
curled dock	<i>Rumex crispus</i>	3 inches
Russian thistle	<i>Salsola kali</i>	3 inches
yellow rocket	<i>Barbarea vulgaris</i>	3 inches
smartweed	<i>Polygonum spp.</i>	3 inches
sicklepod**	<i>Cassia obtusifolia (L.)</i>	2 inches


\*Growth of larger weeds will be only suppressed.

\*\*Sicklepod may only be partially controlled. Repeat applications of BUTYRAC® 200 Broadleaf Herbicide may be necessary for control.

## SOYBEANS

### BUTYRAC® 200 Recommendations

PRODUCT	RATE	APPLICATION TIMING AND SPECIFIC COMMENTS	
		CROP	WEEDS
Preplant through pre-emergence  BUTYRAC® 200 + Non-ionic surfactant	0.7 - 0.9 pin/A + 0.5% V/V	Apply to soybeans before planting or before crop emergence.	For control of emerged cocklebur, annual morningglories and other susceptible broadleaf weeds, apply when weeds are small and actively growing (see GENERAL WEED LIST). BUTYRAC® 200 may not give complete control of larger overwintered mustards. Best results will be achieved by adding a non-ionic surfactant at a 0.5% V/V to the spray tank when making a preplant or preemergence application of BUTYRAC® 200.



## SOYBEANS

### BUTYRAC® 200 Recommendations

PRODUCT	RATE	APPLICATION TIMING AND SPECIFIC COMMENTS	
		CROP	WEEDS
Postemergence broadcast (over the top) <b>BUTYRAC® 200</b>	0.7 - 0.9 pint/A	Apply to soybeans grown in the Southern states only from 7 to 10 days before bloom up to mid-bloom when soybeans are about knee-high and growing actively. Soybean foliage should be dark green indicating that nodulation and nitrification are under way. Post emergence broadcast application at these rates prior to or after this application timing is not recommended as reduced flowering and yield may result. <b>DO NOT APPLY BUTYRAC® 200</b> postemergence broadcast to soybeans grown in the midwest states of IA, IL, IN, KS, KY (except the Purchase area), MO (except the MO bootheel), MI, MN, NE, ND, OH, SD and WI.	For control of emerged cocklebur, annual morningglories and other susceptible broadleaf weeds, apply when weeds are small and actively growing (see GENERAL WEED LIST).
Postemergence directed band. <b>BUTYRAC® 200</b>	0.7 - 1.6 pints/A	Apply when soybeans are 8 or more inches tall with sprayer nozzles mounted to insure proper placement of spray on only the lower 1/3 of the soybean plants. Do not allow spray to contact growing terminals of beans as excessive crop injury will result.  Do not mount nozzles on booms with drop pipes or on cultivators without gauge wheels. Use flat fan type nozzles, 8001 or larger or the equivalent with nozzle pressure less than 30 psi and at least 10 gallons of spray volume per acre.	To control emerged cockleburs and annual morningglories up to 3 inches tall, apply 0.7 to 0.9 pint/A per broadcast acre as a directed band treatment. To control other susceptible broadleaf weeds up to 1 inch tall, apply 1.4 to 1.6 pints per broadcast acre as a directed band treatment. Apply no more than 2 higher rate applications per season to reduce the potential for crop stunting.


#### TANK MIXTURES OF BUTYRAC® 200 BROADLEAF HERBICIDE AND OTHER HERBICIDES IN SOYBEANS

Applying tank mixtures of BUTYRAC® 200 Broadleaf Herbicide with other soybean herbicides as directed below can reduce competition from early weed populations and can improve weed control or control mid-to-late-season weed populations, thus minimizing the likelihood of yield reduction in soybean fields with heavy broadleaf weed infestations. However, treating soybeans under stress (as from drought or disease such as Phytophthora root rot) or in any other manner not directed on this label, can cause crop injury and yield reduction. The advantage of treating weeds with an appropriate tank mixture should be balanced against any potential for loss. Follow the local recommendations of your state, Cooperative Extension Service, or other agricultural weed control authority. Always follow the recommendations of any product used in tank mixture with BUTYRAC® 200.

PRODUCT	RATE	APPLICATION TIMING AND SPECIFIC COMMENTS	
		CROP	WEEDS
<b>BUTYRAC® 200</b> + <b>Gramoxone® Extra</b> + Non-ionic surfactant	0.5 - 0.75 pint/A + 1.5 - 5 pints/A + 0.5% V/V	Apply before planting or before soybean emergence. Do not apply this tank mixture after crop emergence.	For improved control of emerged annual morningglory, common cocklebur, mareestail and other problem weeds, apply to small actively growing weeds. Refer to the Gramoxone® Extra label for full list of weed species controlled and specific application stage and rate recommendations.

TANK MIXTURES OF BUTYRAC® 200 BROADLEAF HERBICIDE AND OTHER HERBICIDES IN SOYBEANS

PRODUCT	RATE	APPLICATION TIMING AND SPECIFIC COMMENTS	
		CROP	WEEDS
BUTYRAC® 200 + Prowl® + Non-ionic surfactant	0.7 - 0.9 pint/A + 1.0 - 3.0 pints/A + 0.5% V/V	Apply up to 45 days prior to soybean planting. Do not apply a BUTYRAC® 200 + Prowl tank mixture at or after planting North of Interstate 80. Surface applications of Prowl tank mixtures North of Interstate 80 require at least 1 inch rainfall or mechanical incorporation prior to planting or crop injury may result. Do not apply this tank mixture after crop emergence.	For control of emerged cocklebur, annual morningglories and other susceptible broadleaf weeds, apply when broadleaf weeds are actively growing and small (see GENERAL WEED LIST). BUTYRAC® 200 mixtures may not give complete control of larger overwintered mustards. Best results will be achieved by adding a non-ionic surfactant to the spray tank when making a preplant application.
BUTYRAC® 200 + Roundup® or Honcho® + Non-ionic surfactant	0.5 - 0.75 pint/A + 1 - 1.5 pints/A + 0.5 - 1.0% V/V	Apply before planting or before soybean emergence. Do not apply this tank mixture after crop emergence.	For improved control of emerged annual morningglories, common cocklebur and other problem weeds, apply to small actively growing weeds. Refer to the Roundup or Honcho labels for specific rate recommendations, application stage and weed species controlled.
BUTYRAC® 200 + Pursuit Plus® + Non-ionic surfactant	0.5 - 0.75 pint/A + 2.5 pints/A + 0.25% V/V	Apply before planting or before soybean emergence. Do not apply this tank mixture after crop emergence.	For improved control of emerged mustards, field pennycress and other problem weeds, apply when broadleaf weeds are actively growing and small (see GENERAL WEED LIST).
BUTYRAC® 200 + Scepter® or Scepter 70DG + Non-ionic surfactant	0.5 - 0.75 pint/A + 0.66 pint/A or 2.8 oz./A + 0.25% V/V	Apply before planting or before soybean emergence. Do not apply this tank mixture after crop emergence.	For improved control of emerged mustards, field pennycress and other problem weeds, apply when broadleaf weeds are actively growing and small (see GENERAL WEED LIST).
BUTYRAC® 200 + Squadron® + Non-ionic surfactant	0.5 - 0.75 pint/A + 3 pints/A + 0.25% V/V	Apply before planting or before soybean emergence. Do not apply this tank mixture after crop emergence.	For improved control of emerged mustards, field pennycress and other problem weeds, apply when broadleaf weeds are actively growing and small (see GENERAL WEED LIST).
BUTYRAC® 200 + Basagran®	2 fl oz/A + 1.5 - 2 pints/A	Apply postemergence to soybeans. Under certain conditions soybean foliage may burn, crinkle and bronze following application.	To improve control of annual morningglories, apply to morningglory vines up to 6 inches long in the Southern states of AL, AR, FL, GA, LA, MS, NC, OK, SC, TN, TX and VA or a maximum of 10 inches long in all other states.





**TANK MIXTURES OF BUTYRAC® 200 BROADLEAF HERBICIDE AND OTHER HERBICIDES IN SOYBEANS**

PRODUCT	RATE	APPLICATION TIMING AND SPECIFIC COMMENTS	
		CROP	WEEDS
BUTYRAC® 200 + Blazer®	2 fl oz/A + 1.5 - 2 pints/A	Apply postemergence to soybeans. Under certain conditions, soybean foliage may burn, crinkle and bronze following application. Soybean yield may be reduced. Do not add surfactant or crop oil to this mixture as increased crop injury may result.	To improve control of larger morningglories, cocklebur, common ragweed, jimsonweed and pigweed, apply when weeds are actively growing and before they are 12 inches tall or long.
BUTYRAC® 200 + Reflex®	2 - 3 fl oz/A + 1 - 1 1/2 pints/A	Apply postemergence to soybeans. Under certain conditions bronzing, crinkling or spotting of soybean foliage may occur.	For improved control of annual morningglories, giant ragweed and cocklebur, apply to actively growing weeds in the seedling stage of growth.
BUTYRAC® 200 + Lorox®	0.8 pint/A + 1 pint/A	Apply to soybeans as a directed band treatment only when soybeans are at least 8 inches high. Do not spray higher than 3 inches on the soybean stem or unacceptable crop injury may result. Do not spray over the top of soybean plants.	For postemergence control of annual morningglories, sicklepod, teaweed, cocklebur and sesbania, apply when weeds do not exceed 4 inches in height. A second application may be necessary, but do not make more than 2 applications per season.
BUTYRAC® 200 + Sencor® DF	0.9 pint/A + 0.33 - 0.66 lb/A	Apply to soybeans as a directed band treatment only when soybeans are at least 8 inches high, with spray or nozzles mounted to insure proper placement of spray on no more than the lower 1/3 of the soybean plants. Do not apply directly to soybean plants or serious crop injury will occur. Soybean leaves contacted by spray will be killed. Follow all variety restrictions on the full Sencor® DF label.	For improved control of cocklebur, annual morningglories and other broadleaf weeds, apply before weeds are 3 inches tall. A non-ionic surfactant may be added to improve broadleaf weed control.
BUTYRAC® 200 + Pursuit	2 - 3 fl oz/A + 4 fl oz/A	Apply postemergence to soybeans. Apply anytime after soybean emergence but no later than 85 days before soybean harvest.	To improve control of morningglories, common ragweed, and giant ragweed. See Pursuit label for weeds controlled, and use precautions.
BUTYRAC® 200 + Classic®	1 - 2 fl oz/A + 1/2 oz/A	Apply postemergence to soybeans. Apply after first trifoliolate has opened but no later than 60 days before soybean maturity.	Provides improved control of most annual broadleaf weeds, including morningglories, and common lambsquarters, compared to Classic alone. See Classic label for weeds controlled and precautions.
BUTYRAC® 200 + Scepter® O.T. + Nonionic surfactant	1 - 2 fl oz/A + 1.0 pint/A + 0.25% v:v	Apply postemergence to soybeans. Apply anytime after soybean emergence but no later than 90 days before soybean harvest.	Provides improved control of morningglories compared to Scepter O.T. alone. Check Scepter O.T. label for weeds controlled and precautions.

**RESTRICTIONS AND LIMITATIONS FOR USE ON SOYBEANS**

- Beans stressed by drought or other influences should not be sprayed.
- Do not use this product on soybeans that show symptoms of disease such as Phytophthora root rot.
- Do not graze or feed soybean hay within 60 days after application of BUTYRAC® 200 tank mix application.
- Do not harvest soybeans within 60 days after spray application.
- Do not treat soybeans with a tank mixture of BUTYRAC® 200 Broadleaf Herbicide and SEVIN® Carbaryl Insecticide as severe injury may result.
- When preplant through preemergence treatment is followed with a BUTYRAC® 200 postemergence application, the cumulative rate should not exceed 1.6 pints per acre per season.
- Follow all restrictions and limitations of any product used in tank mixture with BUTYRAC® 200.
- Do not use BUTYRAC® 200 alone or in tank mixture as a preplant through preemergence application to soybeans in California.

# PEANUTS

## BUTYRAC® 200 Recommendations

PRODUCT	RATE	APPLICATION TIMING AND SPECIFIC COMMENTS	
		CROP	WEEDS
BUTYRAC® 200	0.8 - 1.0 pint/A	Apply to peanuts 2 to 12 weeks after planting in the states of AL, AR, FL, GA, LA, NC, MS, SC, TN and VA. In NC, SC and VA, do not apply later than 45 days before harvest.	For control of annual morningglories, cocklebur and other broadleaf weeds, apply when these weeds are small and actively growing (see GENERAL WEED LIST). A second application may be made for late germinating cocklebur and morningglories.
	0.8 - 1.6 pints/A	Apply to peanuts 2 to 12 weeks after planting in the states of OK, TX and NM only. Do not apply later than 100 days after planting or 30 days before harvest.	For control of annual morningglories and cocklebur, apply 0.8 - 1.0 pint of BUTYRAC® 200 when these weeds are actively growing and before they are 3 inches tall. For optimum control of other susceptible broadleaf weeds (see GENERAL WEED LIST), apply BUTYRAC® 200 at 1.6 pints/A. For optimum prickly sida suppression, make a second application 14 days later.


### TANK MIXTURES OF BUTYRAC® 200 BROADLEAF HERBICIDE AND OTHER HERBICIDES IN PEANUTS

PRODUCT	RATE	APPLICATION TIMING AND SPECIFIC COMMENTS	
		CROP	WEEDS
BUTYRAC® 200 + Pursuit + Nonionic surfactant	0.8 - 1.6 pints/A + 2 - 4 fl oz/A	Apply postemergence to peanuts. Follow restrictions listed above depending on the state.	Will provide enhanced control of morningglories, prickly sida, common and giant ragweed and suppression of 1" tall sicklepod.
BUTYRAC® 200 + Classic + Nonionic surfactant	0.8 pints/A + 1/2 oz/A + 0.25% v:v	Apply postemergence not less than 60 days after peanuts emerge to within 45 days of peanut harvest. See Classic label for additional restrictions and precautions.	For late season control of Florida beggarweed, plus morningglories, lambsquarters, and other weeds on the BUTYRAC® 200 Broadleaf Herbicide label.
BUTYRAC 200 + Starfire®	0.5 - 1.0 pint/A + 11 fl oz/A	Apply at ground crack. A second application may be made up to 28 days after ground crack.	Controls or suppresses many annual weeds < 6" tall, and provides improved control of cocklebur, sicklepod, and morningglory compared to Starfire alone.

#### RESTRICTIONS AND LIMITATIONS FOR USE ON PEANUTS

Do not feed treated peanut vines or peanut hay to livestock.

Do not apply BUTYRAC® 200 Broadleaf Herbicide if peanut plants are under stress from drought as injury may occur.



**FORAGE LEGUMES**

**(SEEDLING AND ESTABLISHED ALFALFA, SEEDLING BIRDSFOOT TREFOIL,  
SEEDLING ALSIKE CLOVER, SEEDLING LADINO CLOVER, AND  
SEEDLING RED CLOVER)**

**BUTYRAC® 200 Recommendations**

PRODUCT	RATE	APPLICATION TIMING AND SPECIFIC COMMENTS	
		CROP	WEEDS
BUTYRAC® 200	1 - 3 quarts/A	Apply postemergence to seedling forage legumes and seedling or established alfalfa. Forage legumes should be healthy and actively growing for greatest selectivity. In established alfalfa, twisting of stems and malformation of leaves may occur. Under most conditions this response is usually outgrown. A non-ionic surfactant at 0.25% V/V may be included in seedling alfalfa grown in dry, low humidity areas only. Non-ionic surfactant may cause some twisting of stems and malformation of leaves. This response is usually outgrown under most conditions.	For control of emerged lambs-quarters, pigweed, field pennycress, wild mustard, common ragweed, cocklebur, yellow rocket, Russian thistle and annual morningglory species less than 1 inch high, apply BUTYRAC® 200 at 1 to 2 quarts/A. For control of these weeds up to 3 inches tall, apply BUTYRAC® 200 at 2 - 3 quarts/A. Use the higher rates in dry, low humidity growing areas.  For control or suppression of smartweed and curled dock up to 3 inches tall, apply BUTYRAC® 200 at 3 quarts/A.  In seedling alfalfa only, the addition of a non-ionic surfactant at 0.25% V/V may improve broadleaf weed control under dry, low humidity conditions. BUTYRAC® 200 may not adequately control overwintered broadleaf weeds including field pennycress and mustards.

**FORAGE LEGUMES**

**(SEEDLING AND ESTABLISHED ALFALFA ONLY)**

**BUTYRAC® 200 Tank Mixture Recommendations**

PRODUCT	RATE	APPLICATION TIMING AND SPECIFIC COMMENTS	
		CROP	WEEDS
BUTYRAC® 200 + Poast® + Crop Oil Concentrate	1 - 3 quarts + 1 - 2.5 pints + 2 pints/A	Apply this tank mix postemergence to seedling and established alfalfa only. Alfalfa should be healthy and actively growing for greatest crop tolerance. Established alfalfa is less tolerant to BUTYRAC® 200 than in the seedling stage of growth. Some yellowing and burning of alfalfa foliage, stem and leaf malformation may occur with this tank mixture. Alfalfa will generally outgrow this response. Balance the severity of your grass and broadleaf weed problem with the potential for crop injury. Do not add non-ionic surfactant, Dash®, UAN solution or ammonium sulfate to this tank mixture.	For control of emerged susceptible broadleaf and grass weed that are actively growing. Refer to the BUTYRAC® 200 forage legume recommendations above and the Poast® label for weeds controlled and application timing for full use recommendations.

**FORAGE LEGUMES  
(SEEDLING ALFALFA ONLY)  
BUTYRAC® 200 Tank Mixture Recommendations**

PRODUCT	RATE	APPLICATION TIMING AND SPECIFIC COMMENTS	
		CROP	WEEDS
BUTYRAC® 200 + BUCTRIL	1 quart/A + 1 pint/A	Apply in the fall or spring to seedling alfalfa when the majority of the field has a minimum of 4 trifoliolate leaves. This tank mixture may result in unacceptable crop leaf burn, especially under warm, humid weather conditions. See BUCTRIL® label for additional precautions and restrictions. Do not use this tank mix on established alfalfa.	This tank mix provides improved control of pigweed, kochia and tansy mustard compared to BUTYRAC® 200 or BUCTRIL alone. Apply when weeds do not exceed the 4-leaf stage, 2 inches in height or 1 inch in diameter, whichever comes first. BUTYRAC® 200 + BUCTRIL tank mixtures will not adequately control overwintered pennycress, henbit and mustards.

**RESTRICTIONS AND LIMITATIONS FOR USE ON FORAGE LEGUMES**

- Do not graze established alfalfa or feed straw or hay from treated established alfalfa to livestock within 30 days after application.
- Do not graze or feed seedling alfalfa, seedling clover or seedling birdsfoot trefoil within 60 days after application.
- Do not use on sweet clover, peas or other legumes not mentioned above, nor on established clovers grown for seed.
- Do not apply when crop is stressed from lack of moisture.
- Do not spray when the temperature exceeds 90°F and/or is predicted to exceed 90°F during the three days following application.
- Do not add any wetting agents or detergents to the spray solution unless as specified on this label.
- Rainfall or overhead irrigation within 7-10 days following a BUTYRAC® 200 application can cause unacceptable crop injury.
- For irrigated crops, apply BUTYRAC® 200 as soon as possible after irrigation. Delay the next irrigation for 7-10 days after spraying.
- Follow all restriction and precautions of any product used in tank mixture with BUTYRAC® 200.

**CONSERVATION RESERVE PROGRAM AREAS  
BUTYRAC® 200 Recommendations**

PRODUCT	RATE	APPLICATION TIMING AND SPECIFIC COMMENTS	
		CROP	WEEDS
BUTYRAC® 200	1 - 3 quarts/A	Apply postemergence to Conservation Reserve Program areas containing grasses which are tillering or have a minimum of 6 leaves and forage legumes (seedling or established alfalfa, seedling birdsfoot trefoil, seedling alsike clover, seedling ladino clover, or seedling red clover) which are emerged, healthy and actively growing. Temporary twisting of stems and malformation of forage legume leaves may occur following treatment.	For control of lambsquarters, pigweed, field pennycress, wild mustard, common ragweed, cockspur, yellow rocket, Russian thistle, and annual morningglory species less than 1 inch tall, apply BUTYRAC® 200 at 1 to 2 quarts/A. For control of these weeds up to 3 inches tall, apply BUTYRAC® 200 at 2 - 3 quarts/A. Use the higher rates in dry, low humidity areas.  For control or suppression of smartweed and curled dock up to 3 inches tall, apply BUTYRAC® 200 at 3 quarts/A.

**RESTRICTIONS AND LIMITATIONS FOR USE ON CONSERVATION RESERVE PROGRAM (CRP)**

- Do not graze or harvest treated CRP areas.
- Do not use on sweet clover, peas or other legumes not mentioned above.
- Do not apply when cover crop is stressed from lack of moisture.
- Do not spray when the temperature exceeds 90°F and/or is predicted to exceed 90°F during the three days following application.
- Do not add any wetting agents or detergents to the spray solution.
- Rainfall or overhead irrigation within 10 days following a BUTYRAC® 200 application can cause unacceptable legume injury.

# LIMITED WARRANTY AND DISCLAIMER

The manufacturer warrants that this product conforms to the chemical description on the label; that this product is reasonably fit for the purposes set forth in the directions for use when it is used in accordance with such directions; and that the directions, warnings and other statements on this label are based upon responsible experts' evaluation of reasonable tests of effectiveness, of toxicity to laboratory animals and to plants, and of residues on food crops, and upon reports of field experience. Tests have not been made on all varieties or in all states or under all conditions. THE MANUFACTURER NEITHER MAKES NOR INTENDS, NOR DOES IT AUTHORIZE ANY AGENT OR REPRESENTATIVE TO MAKE, ANY OTHER WARRANTIES, EXPRESS OR IMPLIED, AND IT EXPRESSLY EXCLUDES AND DISCLAIMS ALL IMPLIED WARRANTIES OF MERCHANTABILITY OR FITNESS FOR A PARTICULAR PURPOSE.

THIS WARRANTY DOES NOT EXTEND TO, AND THE BUYER SHALL BE SOLELY RESPONSIBLE FOR, ANY AND ALL LOSS OR DAMAGE WHICH RESULTS FROM THE USE OF THIS PRODUCT IN ANY MANNER WHICH IS INCONSISTENT WITH THE LABEL DIRECTIONS, WARNINGS OR CAUTIONS.

BUYER'S EXCLUSIVE REMEDY AND MANUFACTURER'S OR SELLER'S EXCLUSIVE LIABILITY FOR ANY AND ALL CLAIMS, LOSSES, DAMAGES, OR INJURIES RESULTING FROM THE USE OR HANDLING OF THIS PRODUCT, WHETHER OR NOT BASED IN CONTRACT, NEGLIGENCE, STRICT LIABILITY IN TORT OR OTHERWISE, SHALL BE LIMITED, AT THE MANUFACTURER'S OPTION, TO REPLACEMENT OF, OR THE REPAYMENT OF THE PURCHASE PRICE FOR, THE QUANTITY OF PRODUCT WITH RESPECT TO WHICH DAMAGES ARE CLAIMED. IN NO EVENT SHALL MANUFACTURER OR SELLER BE LIABLE FOR SPECIAL, INDIRECT OR CONSEQUENTIAL DAMAGES RESULTING FROM THE USE OR HANDLING OF THIS PRODUCT.

### NOTICE TO BUYER

Purchase of this material does not confer any rights under patents governing this product or the use thereof in countries outside of the United States.

Rhône-Poulenc Ag Company  
P.O. Box 12014, 2 T.W. Alexander Drive  
Research Triangle Park, North Carolina 27709

BUCTRIL, BUTYRAC, and SEVIN are registered trademarks of Rhône-Poulenc.

Gramoxone, Reflex, and Starfire are registered trademarks of ICI Americas, Inc.

Prowl, Pursuit Plus, Scepter, and Squadron are registered trademarks of American Cyanamid Company.

Roundup and Honcho are registered trademarks of Monsanto Company.

Basagran, Blazer, Poast and Dash are registered trademarks of BASF AG.

Classic and Lorox are registered trademarks of E.I. DuPont de Nemours Co., Inc.

Sencor DF is a registered trademark of Bayer AG, Germany.

BUTYRAC® 200 Broadleaf Herbicide (MASTER) Notification 7/27/93.

