



RHÔNE-POULENC AG COMPANY

## Certification of Compliance Statement


I, being an authorized representative of Rhône-Poulenc Ag Company, certify that all containers of WEEDONE® 638 Broadleaf Herbicide, EPA Reg. No. 264-37, produced by October 23, 1993, will bear revised labeling in accordance with the revised labeling required for Task Force technical and manufacturing-use products. I further certify that all containers of said product sold or distributed by this company by April 15, 1994 will bear revised labeling in accordance with the revised labeling required for Task Force technical and manufacturing-use products.

Company Representative: Karen S. Shearer

Title: Registration Manager

Signature: Karen S. Shearer

Date: February 26, 1993



2 of 11

# WEEDONE® 638 BROADLEAF HERBICIDE

**A SPECIAL FORMULATION CONTAINING 2,4-D ACID.**

**ACTIVE INGREDIENTS:**

*2,4-Dichlorophenoxyacetic acid .....	13.8%
**2,4-Dichlorophenoxyacetic acid, butoxyethyl ester .....	24.5%

<b>INERT INGREDIENTS:</b> .....	61.7%
---------------------------------	-------

\*Isomer specific by AOAC method No. 6.D01-5

\*\*Total 2,4-dichlorophenoxyacetic acid equivalent 30.8% by weight or 2.8 pounds per gallon.

EPA Reg. No. 264-37AA

EPA Est. No. 264-MO-01

## KEEP OUT OF REACH OF CHILDREN DANGER PELIGRO

**PRECAUTION AL USUARIO:** Si usted no lee ingles, no use este producto hasta que la etiqueta le haya sido explicado ampliamente.

For **PRODUCT USE** Information Call 1-800-334-9745

For **MEDICAL and TRANSPORTATION Emergencies ONLY** Call 24 Hours A Day 1-800-334-7577

### STATEMENT OF PRACTICAL TREATMENT

**IF IN EYES:** Hold eyelid open and flush with a steady gentle stream of water for at least 15 minutes. Get medical attention, preferably an OPTHALMOLOGIST.

**IF SWALLOWED:** Give two or three glasses of water to drink. Do not induce vomiting. Do not induce vomiting or give anything by mouth to an unconscious person. Get medical attention.

**IF ON SKIN:** Wash with plenty of soap and water, if available, while removing contaminated clothing and shoes. Wash clothing separately before reuse.

**IF INHALED:** Remove victim to fresh air. If not breathing, give artificial respiration. Administer oxygen if necessary. Get medical attention.

**NOTE TO PHYSICIAN**


No specific antidote is available. All treatments should be based on observed signs and symptoms of distress in the patient. Overexposure to materials other than this product may have occurred.

This product contains petroleum distillates. If large amounts, greater than 1 mg/kg body weight have been ingested, the stomach should be evacuated by gastric intubation with the aid of a cuffed endotracheal tube to prevent aspiration of petroleum distillates. After removal of stomach contents, wash stomach by instilling 30-50 grams of activated charcoal in 3-4 ounces of water through the stomach tube and again remove stomach contents. Avoid oily laxatives.

### PRECAUTIONARY STATEMENTS

**DANGER**

**HAZARD TO HUMANS AND DOMESTIC ANIMALS**



**BEST AVAILABLE COPY**

## ENVIRONMENTAL HAZARDS

This product is toxic to fish. Drift or runoff may adversely affect fish and non-target plants. Do not apply directly to water or wetlands (swamps, bogs, marshes and potholes). Do not contaminate water when disposing of equipment washwaters.

Do not contaminate water used for irrigation or domestic purposes. Do not apply when weather conditions favor drift from treated areas. Avoid spray drift to susceptible plants such as cotton, beans, peas, ornamentals, and most vegetables, as injury may occur. Coarse sprays are less likely to drift. Under very high temperature, vapors from this product may injure susceptible plants in the immediate vicinity.

**MIXING AND LOADING:** Most cases of ground water contamination involving phenoxy herbicides such 2,4-D have been associated with mixing/loading and disposal sites. Caution should be exercised when handling 2,4-D pesticides at such sites to prevent contamination of ground water supplies. Use of closed systems for mixing or transferring this pesticide will reduce the probability of spills. Placement of the mixing/loading equipment on an impervious pad to contain spills will help prevent ground water contamination.

## DIRECTIONS FOR USE

It is a violation of Federal Law to use this product in a manner inconsistent with its labeling.  
Read entire label before using this product.

## AGRICULTURAL USE REQUIREMENTS

Do not apply this product in a way that will contact workers or other persons, either directly or through drift. Only protected persons may be in the area during application. Use this product only in accordance with its labeling and with the Worker Protection Standard, 40 CFR part 70. The standard contains requirements for the protection of agricultural workers on farms, forests, nurseries, and greenhouses and handlers of agricultural pesticides. It contains requirements for training, decontamination, notification, and emergency assistance.

It also contains specific instructions and exceptions pertaining to the statements on this label about personal protective equipment, restricted entry intervals, and notification to workers. For any requirements specific to your State, consult the agency responsible for pesticide regulation.

Do not allow agricultural workers on farms, and forests to enter into treated areas during the restricted entry interval. For aerially applied areas that is permitted under the Worker Protection Standard and that involves contact with treated areas, such as planting or water, wear eye protection, chemical resistant gloves, long-sleeved shirt, long pants, and shoes. During aerial application, human beings either must wear chemical resistant headgear or are prohibited from entering treated areas.

## STORAGE AND DISPOSAL

### STORAGE

Do not contaminate water, food or feed by storage or disposal. Store in original container in a dry secured storage area. Keep container tightly closed when not in use.

### PESTICIDE DISPOSAL

Open dumping is prohibited. Pesticide wastes are acutely hazardous. Improper disposal of excess pesticide, spray mixture or rinsate is a violation of Federal law and may contaminate ground water. If these wastes cannot be disposed of by use according to label instructions, contact your State Pesticide or Environmental Control Agency or the Hazardous Waste representative at the nearest EPA Regional office for guidance.

### CONTAINER DISPOSAL

Triple rinse or equivalent. Then offer for recycling or reconditioning, or puncture and dispose of in a sanitary landfill, or incineration, or, if allowed by state and local authorities, by burning. If burned, stay out of smoke.

## GENERAL CAUTIONS AND RESTRICTIONS

Do not apply WEEDONE® 638 Broadleaf Herbicide through any type of irrigation system.  
Do not use in or near a greenhouse.

## MIXING INSTRUCTIONS

Add one-half the required amount of water to the spray tank, then add the WEEDONE® 638 with agitation, and finally, the balance of the water with continued agitation. Provide continuous agitation to insure uniform spray mixtures. Use spray mixture as soon as possible after mixing.

## COMPATIBILITY

If WEEDONE® 638 is to be tank mixed with fertilizers or with other pesticides, compatibility should be tested prior to mixing. To test for compatibility, use a small container and mix a small amount (0.5 to 1 quart) of spray, combining all ingredients in the same ratio as the anticipated use. If any indications of physical incompatibility develop, do not use this mixture for spraying. Indications of incompatibility usually will appear within 5 to 15 minutes after mixing. Read and follow the label of each tank-mix product used for precautionary statements, directions for use, geographic and other restrictions.

**BEST AVAILABLE COPY**

### COMBINATION WITH LIQUID NITROGEN FERTILIZER

Use the recommended amount of WEEDONE® 638 Broadleaf Herbicide per acre for weeding and feeding corn, small grains, grasses for production or grass pastures as directed on this label. Use the fertilizer at rates recommended by supplier or Extension Service Specialist. Fill the spray tank about half full with the liquid fertilizer, then add the WEEDONE® 638 with vigorous agitation, and complete filling the tank. Apply immediately and continue agitation in the spray tank during application. Do not allow mixture to stand overnight. NOTE: Fertilizers can increase foliage contact burn of herbicides. Reducing the fertilizer rate and concentration will reduce the hazard of leaf burn.

### GENERAL INFORMATION

WEEDONE® 638 Broadleaf Herbicide is a special formulation containing 2,4-D acid. WEEDONE® 638 is more effective than 2,4-D amines for controlling hard-to-kill weeds such as field bindweed, Russian knapweed, Canada thistle, leafy spurge, cattails, tules and nutgrass.

WEEDONE® 638 Broadleaf Herbicide should be applied when daytime temperatures are lower than 80 to 85 degrees. Spraying when temperatures are higher may cause rapid foliar burn and decrease the effectiveness of WEEDONE® 638. Treatment at higher temperatures also increases the possibility of crop injury.

**INJURY TO CROPS FROM THIS HERBICIDE MAY OCCUR. IF YOU ARE NOT PREPARED TO ACCEPT SOME DEGREE OF CROP INJURY DO NOT USE THIS PRODUCT.**

Crop varieties vary in response to 2,4-D and some are easily injured. Apply WEEDONE® 638 only to varieties known to be tolerant to 2,4-D. If you are uncertain concerning tolerant varieties or local use situations that may affect crop tolerance to 2,4-D consult your seed company or state Agricultural Extension Service for advice.

### GENERAL WEED LIST

ANNUAL AND BIENNIAL WEEDS		PERENNIAL WEEDS	
annual yellow sweetclover	mustards (except blue mustard)	*alfalfa	healall
*beggerticks	pepperweeds (except perennial)	*Austrian fieldcress	*hoary cress
bull thistle	**pigweeds ( <i>Amaranthus spp.</i> )	*bindweed (hedge, field and European)	Jerusalem-artichoke
coffeeweed	*prickly lettuce	blue lettuce	*many-flower aster
*common broomweed	ragweed (common or giant)	*Canada thistle	*nettles (including stinging)
common burdock	rough fleabane	catnip	*orange hawkweed
common cocklebur	*Russian thistle	chicory	plantains
common evening primrose	*salsify (western or common)	dandelion	sowthistle (perennial)
common lambsquarter	*smartweeds (annual species)	*docks	*tansy ragwort
croton (Texas or woolly)	sowthistle (annual or spiny)	*dogbanes	Texas blueweed
galinsoga	sunflower	*goldenrod	*vervains
jimsonweed	velvetleaf	*ground ivy	*western ironweed
*knotweed	*vervains		*wild garlic
*mallow (venice or little)	vetches		*wild onion
marshelder	*wild carrot		
morningglory (common, ivy, woolly)	wild lettuce		
*musk thistle***	wild parsnip		
	wild radish		

\*These species may require repeat applications and/or use of higher rate recommended on this product label even under ideal conditions for application.

\*\*Control of pigweeds in the High Plains area of Texas and Oklahoma may not be satisfactory with this product.

\*\*\*Not registered for control of musk thistle in California.

**BEST AVAILABLE COPY**

### SPECIFIC USE DIRECTIONS

## CEREAL GRAIN CROPS

### WHEAT and BARLEY (not underseeded with legumes)

WEEDS IN CROP	AMOUNT OF WEEDONE® 638 PER ACRE	DIRECTIONS
<b>Postemergence</b> Annual and biennial weeds Perennial broadleaf weeds	1 pint  2 pints*	Apply after grain is fully tillered (usually about 4 to 8 inches high) but not forming joints in the stem. Apply when weeds are near bud stage. Do not spray grain in boot to dough stage.
Wild onion or garlic	1 1/2 to 2 pints	Apply 1 1/2 pints when grain is fully tillered and wild garlic or onion plants are small. Apply 2 pints after harvest in the crop stubble. For control of new fall growth of wild onion or garlic refer to FALLOW AND use directions.
Emergency weed control in wheat Perennial broadleaf weeds	3 pints*	Apply when weeds are approaching bud stage, but do not spray grain during the boot to dough stage. The 3 pint per acre application can produce injury to wheat. Balance the severity of your weed problem against the possibility of crop damage. Where perennial weeds are scattered, spot treatment is suggested to minimize the extent of crop injury.
Preharvest	1 to 2 pints*	Apply when grains are in the hard dough stage to suppress large weeds that may interfere with harvest. Best results will be obtained when soil moisture is sufficient to induce succulent weed growth. <b>DO NOT USE IN CALIFORNIA.</b>

\*Use the lower rate if small annual and biennial weeds are the major problem. Use the higher rate if perennial weeds or annual and biennial weeds are present which are in the hard-to-kill categories as determined by local experience. The higher rates increase the risk of grain injury and should be used only where weed control problems justify the risk of grain damage. Do not apply to grain in the seedling stage.


#### RESTRICTIONS AND LIMITATIONS FOR USE ON CEREAL GRAINS

For aerial application on grain, apply WEEDONE® 638 in 2 or more gallons of water per acre. For ground application, a minimum of 10 - 15 gallons of water per acre is recommended for proper spray coverage.

Do not mix with oil for crop uses.

Do not permit dairy animals or meat animals being finished for slaughter to forage treated grain fields within 2 weeks after treatment.

Do not feed treated straw to livestock if a preharvest treatment or emergency treatment as described above is applied.



**BEST AVAILABLE COPY**

**FIELD CORN**

WEEDS IN CROP	AMOUNT OF WEEDONE® 638 PER ACRE	DIRECTIONS
Preplant	1 1/2 to 2 1/2 pints	To control emerged broadleaf weed seedlings or existing cover crops prior to planting corn, apply 7 to 14 days before planting. Do not use on light, sandy soil, or where soil moisture is inadequate for normal weed growth. Use high rate for control of less susceptible weeds or cover crops such as alfalfa.
Preemergence	2-3 pints	To control broadleaf weeds, apply 3-5 days after planting but before corn emerges. Use high rate on soil high in organic matter. Do not use on light, sandy soil, or where soil moisture is inadequate for normal weed growth. <b>DO NOT USE IN CALIFORNIA.</b>
Postemergence Annual broadleaf weeds	2/3 pint	Avoid spraying just after the first corn leaves unfold, as injury may occur. Apply when weeds are small and corn is less than 8 inches tall (to top of canopy). If corn more than 8 inches tall must be sprayed, use drop pipes.  Spray when weeds are in the bud to bloom stage. If corn is more than 8 inches tall, use drop pipes to keep spray off corn leaves. Do not spray in tassel to dent stage. 2,4-D may make corn brittle. Winds or cultivation may cause stalk breakage while brittle.
Perennial broadleaf weeds	1 pint	
Preharvest	1 1/2 to 2 1/2 pints	After the dent stage to suppress weeds that interfere with harvest, such as bindweed, cocklebur, dogbane, jimsonweed, ragweed, sunflower and velvetleaf, and to decrease production of weed seeds, spray with air or ground equipment. The high rate will be needed for weeds under stress. <b>DO NOT USE IN CALIFORNIA.</b>

**GRAIN SORGHUM (milo)**

WEEDS IN CROP	AMOUNT OF WEEDONE® 638 PER ACRE	DIRECTIONS
Annual broadleaf weeds	1 pint	Treat when sorghum is 6 to 15 inches tall. If sorghum is taller than 8 inches (to top of canopy), use drop nozzles to keep spray off crop foliage. Do not treat during the boot, flowering or early dough stages.
Perennial broadleaf weeds	1 1/2 pints	

**RESTRICTIONS AND LIMITATIONS FOR USE ON SORGHUM**

Do not forage or feed sorghum fodder for 7 days following application.

A minimum application volume of 5 gallons per acre by air or 10 gallons per acre by ground is recommended.

**BEST AVAILABLE COPY**

## SOYBEANS (PREPLANT ONLY)

WEEDS IN CROP	AMOUNT OF WEEDONE® 638 PER ACRE	DIRECTIONS
Postemergence	1 to 1 1/3 pints	Apply not less than 7 days prior to planting soybeans, when weeds are small and actively growing. Use the higher rate on larger weeds and when perennials are present. Some weeds may require repeat treatment for adequate control (see GENERAL WEED LIST and below).
	1 1/3 to 2 2/3 pints	Apply not less than 30 days prior to planting soybeans, when weeds are actively growing. Some weeds may require repeat treatment for adequate control (see GENERAL WEED LIST and below).
		<p>In addition to those weeds found on the GENERAL WEED LIST, WEEDONE® 638 will suppress or control the following broadleaf weeds frequently encountered in reduced tillage soybean production systems: bullnettle, smallflowered bittercress, Carolina geranium, smallflowered buttercup, common and rough cinquefoil, red clover*, horseweed or mare's tail, mousetail, wild mustard, field pennycress, cutleaf evening primrose, common purslane, speedwell and Virginia copperleaf.</p> <p>* These weeds are only partially controlled.</p> <p>Apply no more than 2 2/3 pints of WEEDONE® 638 in one season prior to planting soybeans. After applying plant soybean seed as deep as practical or at least 1 1/2 to 2 inches deep. Adjust the planter press wheel, if necessary, to ensure that planted seed is completely covered.</p> <p>If desired, WEEDONE® 638 may be applied pre-plant to soybeans in tank mixtures with other herbicides such as Poast, Poast Plus, Roundup, Roundup D-Pak, Honcho, Gramoxone Extra, Prowl, Pursuit Plus, Scepter, Scepter 70 DG, Squadron and others that are registered for pre-plant soybean use.</p> <p>NOTE: Unacceptable injury to soybeans planted in fields previously treated with WEEDONE® 638 may occur, whether or not soybean injury occurs, and the extent of injury will depend on weather and agronomic factors such as the amount of weed vegetation and previous crop residue present that may be in effect between the time of WEEDONE® 638 application and the emergence of the soybean plant.</p>

### RESTRICTIONS AND LIMITATIONS FOR USE IN SOYBEANS (PRE-PLANT)

- Do not apply WEEDONE® 638 prior to planting soybeans if you are not prepared to accept the results of soybean injury including possible loss of stand and yield
- Do not apply WEEDONE® 638 when weather conditions such as temperature, air inversions, or wind favor drift from treated areas to susceptible plants.
- Apply no more than 2 2/3 pints of WEEDONE® 638 per acre in one season prior to planting soybeans.
- Do not mow or cultivate weeds prior to treating with WEEDONE® 638 as poor control may result.
- Do not feed treated hay, forage, or fodder or graze treated soybeans to livestock.
- Only one application of WEEDONE® 638 may be made prior to planting soybeans per growing season.
- Do not feed or graze treated cover crops to livestock.

**BEST AVAILABLE COPY**

**GRASSES GROWN FOR SEED PRODUCTION**

WEEDS IN CROP	AMOUNT OF WEEDONE® 638 PER ACRE	DIRECTIONS
Annual broadleaf weeds	1 to 1 1/2 pints	Apply to established stands in the spring before the seed head comes into the boot stage. Do not spray in boot stage of growth. In seedling grasses apply in the spring after the grass has tillered or has at least 5 leaves but before the boot stage. Use only the low rate on seedling grasses.
Perennial and biennial broadleaf weeds	2 to 3 pints	DO NOT USE IN CALIFORNIA.

**WEEDS AND BRUSH IN PASTURES, RANGELAND, FALLOW LAND AND CONSERVATION RESERVE PROGRAM AREAS**

WEEDS IN CROP	AMOUNT OF WEEDONE® 638 PER ACRE	DIRECTIONS
Annual broadleaf weeds	2 1/2 pints	Apply in spring or fall when annual weeds such as knotweed or common chickweed are up but still small and in or near the seedling stage, and growing vigorously. Also controls cocklebur, galinsoga, lambsquarters, mustards, pigweed, ragweed and sunflower.
Perennial and biennial broadleaf weeds	3 to 5 pints	To control dandelion, plantain and most other common broadleaf weeds in turf, apply in spring or fall when these weeds are growing actively. Treat wild garlic or onion in three successive seasons (Example: spring, fall, spring).

**RESTRICTIONS AND LIMITATIONS FOR USE ON RANGELAND AND PASTURES**

- A minimum application volume of 2 gallons by air or 5 - 10 gallons by ground is recommended for pastures.
- Do not graze animals on treated areas within 7 days of treatment.
- Do not cut forage for hay within 30 days of treatment.
- Do not permit dairy animals or meat animals being finished for slaughter to forage treated fields within 3 days of slaughter.

**ORNAMENTAL TURF (GOLF COURSES, CEMETERIES, PARKS AND OTHER TURF AREAS)**

WEEDS IN CROP	AMOUNT OF WEEDONE® 638 PER ACRE	DIRECTIONS
Annual broadleaf weeds	2 1/2 pints	Apply in spring or fall when annual weeds such as knotweed or common chickweed are up but still small and in or near the seedling stage, and growing vigorously. Also controls cocklebur, galinsoga, lambsquarters, mustards, pigweed, ragweed and sunflower.
Perennial and biennial broadleaf weeds	3 to 5 pints	To control dandelion, plantain and most other common broadleaf weeds in turf, apply in spring or fall when these weeds are growing actively. Treat wild garlic or onion in three successive seasons (Example: spring, fall, spring).

**RESTRICTIONS AND LIMITATIONS FOR USE ON ORNAMENTAL TURF AREAS**

- A minimum application volume of 25 gallons per acre is recommended for use on turf.
- Do not apply to newly seeded areas until sod is formed and grass has been cut a few times. Do not use WEEDONE® 638 for susceptible southern grasses such as St. Augustine. Bentgrass and clover may be injured by this treatment.



**CONSERVATION RESERVE PROGRAM AREAS**

WEEDS IN CROP	AMOUNT OF WEEDONE® 638 PER ACRE	DIRECTIONS
Annual broadleaf weeds in young grasses	2/3 to 1 1/3 pints  2/3 to 2 2/3 pints	Apply to actively growing annual broadleaf weeds. Use 2/3 to 1 1/3 pints when weeds are small; use higher rates on older weeds. Do not apply to young grasses with fewer than 6 leaves or prior to tillering, as excessive injury may result. Do not apply more than 1 1/3 pints until grasses are well established as excessive injury may result.
Biennial and perennial broadleaf weeds in established grasses	2 2/3 to 5 pints  5 1/3 pints	Treat when biennial weeds are in the seedling to rosette stage and before flower stalks become apparent. Treat perennial weeds in the bud to bloom stage. Apply to actively growing weeds.

**RESTRICTIONS AND LIMITATIONS FOR USE ON CONSERVATION RESERVE PROGRAM AREAS**

Use at least 2 gallons of water per acre by air and 5 gallons of water per acre by ground.  
 Do not harvest or graze treated Conservation Reserve Program areas.  
 Do not apply to grasses in the boot to dough stage if grass seed production is desired.

**FALLOW LAND AND CROP STUBBLE**

WEEDS IN CROP	AMOUNT OF WEEDONE® 638 PER ACRE	DIRECTIONS
Annual broadleaf weeds	1 1/3 to 2 2/3 pints	Use the lower rate when weeds are small (2 to 3 inches tall) and growing actively. Use the higher rate on older and drought-stress plants, except as directed in the SPECIAL WEED PROBLEMS section of this label.
Biennial broadleaf weeds	2 2/3 to 5 1/3 pints	Spray while musk thistles or other biennial species are in the seedling to rosette stage, and before flower stalks become apparent. The lower rate can be used in spring during rosette stage. In fall or after flower stalks have developed, use the highest rate, except as directed in the SPECIAL WEED PROBLEMS section of this label.
Perennial broadleaf weeds	1 1/2 to 4 quarts	Spray weeds in bud to bloom stage, or in good vegetative growth. Do not disturb treated area for at least 2 weeks after treatment, or until weed tops are dead, except as directed in the SPECIAL WEED PROBLEM section of this label.
Wild garlic and onion in crop stubble	2 2/3 to 4 quarts	Apply to new regrowth of wild onion or garlic which occurs in the fall following harvest of small grains, soybeans, corn or grain sorghum.

**RESTRICTIONS AND LIMITATIONS FOR USE ON FALLOWLAND AND CROP STUBBLE**

A minimum spray volume of 5 gallons per acre by air or 10 - 15 gallons per acre by ground is recommended.  
 Do not plant treated fallow land until 3 months after treatment or until chemical has disappeared from soil.  
 Do not graze dairy animals on treated areas within 7 days of treatment.

**BEST AVAILABLE COPY**

## WEEDS AND BRUSH IN NON-CROP AREAS

**FENCEROWS, ROADSIDES, DRAINAGE DITCHBANKS, VACANT LOTS, AIRFIELDS, RAILROAD AND HIGHWAY AND UTILITY RIGHTS-OF-WAY, AND OTHER NON-CROP AREAS.**

WEEDS IN CROP	AMOUNT OF WEEDONE® 638 PER ACRE	DIRECTIONS
Annual broadleaf weeds	1 1/3 to 2 2/3 quarts	Apply when most weeds are still young and growing vigorously, except as directed in the SPECIAL WEED PROBLEM section of this label.
Perennial and biennial broadleaf weeds	2 to 4 quarts	Apply when weeds are actively growing and near the bud stage, but before flowering. For best results on tansy ragwort and musk thistle, treat in rosette stage, before bolting. A second application is usually needed for best results on thistle, nettle and bindweed. Treat wild onion or garlic in early spring and in fall when they are young and growing actively, except as directed in the SPECIAL WEED PROBLEM section of this label.

### SMALL AREA APPLICATIONS FOR NON-CROP USE

For control of broadleaf weeds in small non-crop areas with hand-held or back-pack sprayers, mix 5 fluid ounces WEEDONE® 638 per gallon of water. Thoroughly wet all weed foliage. Maintain agitation of mixture.

### SPECIAL WEED PROBLEMS

#### DIRECTIONS FOR SPECIAL WEED PROBLEMS IN PASTURES, FALLOW LAND, NON-CROP AND CONSERVATION RESERVE PROGRAM AND CONSERVATION RESERVE ACREAGE

To control the following special weed problems in fallow land, non-crop areas or pastures, apply the rates indicated at the recommended application time in sufficient spray volume by air or ground to obtain thorough and uniform coverage. Thorough and uniform coverage may require high volume ground spraying at 50 gallons per acre or more or aerial spraying at 10 gallons per acre or more when weed growth is dense. Adequate soil moisture for weed growth is essential for good control.

WEEDS	AMOUNT OF WEEDONE® 638	WHEN TO SPRAY
musk thistle	1 1/2 to 2 quarts	rosette stage spring or fall; use higher rate in fall
field bindweed	1 1/2 to 2 quarts	bud to full bloom
hoary cress	2 quarts	bud to full bloom
leafy spurge, Russian knapweed	2 quarts	full bloom
Canada thistle, camelthorn, lotus	2 quarts	bud to early bloom
Canada thistle	2 quarts	in spring or summer
Canada thistle	1 1/2 to 2 1/2 quarts	6 to 8 inches high in fall, prior to a killing frost with good soil moisture. Do not till treated area within 7 days of treatment.
cattails, tule (hard-stem bulrush)	3 quarts	late spring to early summer when 4 to 6 feet tall; repeat in fall and following spring
tansy ragwort	3 quarts	rosette stage to early bloom
nutgrass	3 quarts	6 to 8 inches high, before bloom; repeat when regrowth is 6 to 8 inches high.

Refer to the restrictions and limitations for use on these sites.

**BEST AVAILABLE COPY**

## LIMITED WARRANTY AND DISCLAIMER


The manufacturer warrants (a) that this product conforms to the chemical description on the label; (b) that this product is reasonably fit for the purposes set forth in the directions for use when it is used in accordance with such directions; and (c) that the directions, warnings and other statements on this label are based upon responsible experts' evaluation of reasonable tests of effectiveness, of toxicity to laboratory animals and to plants, and of residues on food crops, and upon reports of field experience. Tests have not been made on all varieties or in all states or under all conditions. THE MANUFACTURER NEITHER MAKES NOR INTENDS, NOR DOES IT AUTHORIZE ANY AGENT OR REPRESENTATIVE TO MAKE, ANY OTHER WARRANTIES, EXPRESS OR IMPLIED, AND IT EXPRESSLY EXCLUDES AND DISCLAIMS ALL IMPLIED WARRANTIES OF MERCHANTABILITY OR FITNESS FOR A PARTICULAR PURPOSE.

THIS WARRANTY DOES NOT EXTEND TO, AND THE BUYER SHALL BE SOLELY RESPONSIBLE FOR, ANY AND ALL LOSS OR DAMAGE WHICH RESULTS FROM THE USE OF THIS PRODUCT IN ANY MANNER WHICH IS INCONSISTENT WITH THE LABEL DIRECTIONS, WARNINGS OR CAUTIONS.

BUYER'S EXCLUSIVE REMEDY AND MANUFACTURER'S OR SELLER'S EXCLUSIVE LIABILITY FOR ANY AND ALL CLAIMS, LOSSES, DAMAGES, OR INJURIES RESULTING FROM THE USE OR HANDLING OF THIS PRODUCT, WHETHER OR NOT BASED IN CONTRACT, NEGLIGENCE, STRICT LIABILITY IN TORT OR OTHERWISE, SHALL BE LIMITED, AT THE MANUFACTURER'S OPTION, TO REPLACEMENT OF, OR THE REPAYMENT OF THE PURCHASE PRICE FOR, THE QUANTITY OF PRODUCT WITH RESPECT TO WHICH DAMAGES ARE CLAIMED. IN NO EVENT SHALL MANUFACTURER OR SELLER BE LIABLE FOR SPECIAL, INDIRECT OR CONSEQUENTIAL DAMAGES RESULTING FROM THE USE OR HANDLING OF THIS PRODUCT.

### NOTICE TO BUYER

Purchase of this material does not confer any rights under patents governing this product or the use thereof in countries outside of the United States.



Rhône-Poulenc Ag Company  
P.O. Box 12014, 2 T.W. Alexander Drive  
Research Triangle Park, North Carolina 27709

WEEDONE is a registered trademark of Rhône-Poulenc.  
©1992 Rhône-Poulenc Ag Company  
WEEDONE® 638 Broadleaf Herbicide (PENDING) Submitted 2/28/93.

**BEST AVAILABLE COPY**