

241-441

04/29/2013

1/33



UNITED STATES ENVIRONMENTAL PROTECTION AGENCY
WASHINGTON, D.C. 20460

OFFICE OF CHEMICAL SAFETY
AND POLLUTION PREVENTION

Jeffrey Birk
BASF
26 Davis Drive
RTP, NC 27709

4.29.13

Subject: Label & Supplemental Amendment
EPA Reg. No.: 241-441 / Beyond

Dear Mr. Birk:

The amended master labeling and supplemental label referred to above, submitted in connection with registration under the Federal Insecticide, Fungicide, and Rodenticide Act, as amended, is acceptable.

Submit one copy of the final printed label for the record before you release the product for shipment. A stamped copy of the label is enclosed for your records. This master label supersedes all previously accepted labels. If these conditions are not complied with, the registration will be subject to cancellation in accordance with FIFRA section 6(e). Your release for shipment of the product constitutes acceptance of these conditions. If you have any questions please call Erik Kraft at 703-308-9358 or email at Kraft.Erik@epa.gov.

Sincerely,

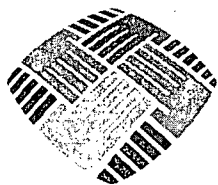
A handwritten signature in black ink, appearing to read "Kable Bo Davis".

Kable Bo Davis
Product Manager 25
Herbicide Branch
Registration Division (7505P)



The Chemical Company

ACCEPTED
4-29-13
Under the Federal Insecticide,
Fungicide, and Rodenticide Act,
as amended, for the pesticide
registered under
EPA Reg. No. 241-441



Beyond[®]

Clearfield[®] Production System Herbicide

For use only on Clearfield[®] canola, Clearfield lentil, Clearfield rice, Clearfield and Clearfield[®] Plus sunflower, and Clearfield and Clearfield Plus wheat

Active Ingredient:

ammonium salt of imazamox: 2-[4,5-dihydro-4-methyl-4-(1-methylethyl)-5-oxo-1H-imidazol-2-yl]-5-(methoxymethyl)-3-pyridinecarboxylic acid* 12.1%

Other Ingredients: 87.9%

Total: 100.0%

*Equivalent to 11.4% 2-[4,5-dihydro-4-methyl-4-(1-methylethyl)-5-oxo-1H-imidazol-2-yl]-5-(methoxymethyl)-3-pyridinecarboxylic acid.

1 gallon contains 1.0 pound of active ingredient as the free acid.

EPA Reg. No. 241-441

EPA Est. No.

KEEP OUT OF REACH OF CHILDREN CAUTION/PRECAUTION

Si usted no entiende la etiqueta, busque a alguien para que se la explique a usted en detalle. (If you do not understand this label, find someone to explain it to you in detail.)

See inside for complete **First Aid, Precautionary Statements, Directions For Use, Conditions of Sale and Warranty**, and state-specific crop and/or use site restrictions.

In case of an emergency endangering life or property involving this product, call day or night 1-800-832-HELP (4357).

Net Contents:

BASF Corporation
26 Davis Drive, Research Triangle Park, NC 27709

FIRST AID	
If on skin or clothing	<ul style="list-style-type: none"> • Take off contaminated clothing. • Rinse skin immediately with plenty of water for 15 to 20 minutes. • Call a poison control center or doctor for treatment advice.
If in eyes	<ul style="list-style-type: none"> • Hold eyes open and rinse slowly and gently with water for 15 to 20 minutes. • Remove contact lenses, if present, after first 5 minutes; then continue rinsing eyes. • Call a poison control center or doctor for treatment advice.
If inhaled	<ul style="list-style-type: none"> • Move person to fresh air. • If person is not breathing, call 911 or an ambulance; then give artificial respiration, preferably mouth to mouth if possible. • Call a poison control center or doctor for further treatment advice.
HOTLINE NUMBER	
<p>Have the product container or label with you when calling a poison control center or doctor or going for treatment. You may also contact BASF Corporation for emergency medical treatment information: 1-800-832-HELP (4357).</p>	

Precautionary Statements

Hazards to Humans and Domestic Animals

CAUTION. Harmful if absorbed through skin or inhaled. Avoid breathing spray mist. Avoid contact with skin, eyes, or clothing.

Personal Protective Equipment (PPE)

Some materials that are chemically resistant to this product are listed below. For more options, refer to **Category A** on an EPA chemical-resistance category selection chart.

Applicators and other handlers must wear:

- Long-sleeved shirt and long pants
- Chemical-resistant gloves, such as butyl rubber ≥ 14 mils, or natural rubber ≥ 14 mils, or neoprene rubber ≥ 14 mils, or nitrile rubber ≥ 14 mils
- Shoes plus socks

Follow the manufacturer's instructions for cleaning and maintaining PPE. If no such instructions for washables exist, use detergent and hot water. Keep and wash PPE separately from other laundry.

USER SAFETY RECOMMENDATIONS

Users should:

- Wash hands before eating, drinking, chewing gum, using tobacco, or using the toilet.
- Remove clothing/PPE immediately if pesticide gets inside. Then wash thoroughly and put on clean clothing.

Environmental Hazards

This pesticide may be hazardous to plants outside the treated area. **DO NOT** apply directly to water, or to areas where surface water is present, or to intertidal areas below the mean high water mark except as directed in this label. Off-site movement from spray drift, volatilization, and runoff may be hazardous to neighboring crops and vegetative habitat utilized for food and cover by wildlife and aquatic organisms. **DO NOT** contaminate water when disposing of equipment washwater or rinsate.

In Case of Emergency

In case of large-scale spillage regarding this product, call:

- CHEMTREC 1-800-424-9300
- BASF Corporation 1-800-832-HELP (4357)

In case of medical emergency regarding this product, call:

- Your local doctor for immediate treatment
- Your local poison control center (hospital)
- BASF Corporation 1-800-832-HELP (4357)

Steps to be taken in case material is released or spilled:

- Dike and contain the spill with inert material (sand, earth, etc.) and transfer liquid and solid diking material to separate containers for disposal.
- Remove contaminated clothing, and wash affected skin areas with soap and water.
- Wash clothing before reuse.
- Keep the spill out of all sewers and open bodies of water.

Directions For Use

It is a violation of federal law to use this product in a manner inconsistent with its labeling. This label must be in the possession of the user at the time of pesticide application.

DO NOT apply this product in a way that will contact workers or other persons, either directly or through drift. Only protected handlers may be in the area during application. For any requirements specific to your state or tribe, consult the agency responsible for pesticide regulation.

AGRICULTURAL USE REQUIREMENTS

Use this product only in accordance with its labeling and with the Worker Protection Standard, 40 CFR part 170. This standard contains requirements for the protection of agricultural workers on farms, forests, nurseries and greenhouses, and handlers of agricultural pesticides. It contains requirements for training, decontamination, notification, and emergency assistance. It also contains specific instructions and exceptions pertaining to the statements on this label about personal protective equipment (PPE) and restricted-entry interval. The requirements in this box only apply to uses of this product that are covered by the Worker Protection Standard.

DO NOT enter or allow worker entry into treated areas during the restricted-entry interval (REI) of **4 hours**.

EXCEPTION: If the product is soil-injected or soil-incorporated, the Worker Protection Standard, under certain circumstances, allows workers to enter the treated area if there will be no contact with anything that has been treated.

PPE required for early entry to treated areas that is permitted under the Worker Protection Standard and that involves contact with anything that has been treated, such as plants, soil, or water, is:

- Coveralls
- Chemical-resistant gloves, such as butyl rubber ≥ 14 mils, or natural rubber ≥ 14 mils, or neoprene rubber ≥ 14 mils, or nitrile rubber ≥ 14 mils
- Shoes plus socks

Ensure spray drift to nontarget species does not occur.

DO NOT apply **Beyond® herbicide** in any manner not specifically described in this label.

DO NOT apply this product through any type of irrigation system.

When applied by either ground or air, **Beyond** spray drift or other indirect contact may injure sensitive crops, including non-imidazolinone-tolerant canola, lentil, rice, sunflower, or wheat; leafy vegetables; and sugar beets.

Spray equipment used for **Beyond** application must be drained and thoroughly cleaned with water before being used to apply other products.

Observe all cautions and limitations on this label and on the labels of products used in combination with **Beyond**.

DO NOT use **Beyond** other than in accordance with the instructions set forth on this label. Keep containers closed to avoid spills and contamination.

STORAGE AND DISPOSAL

DO NOT contaminate water, food, or feed by storage or disposal.

Pesticide Storage

- KEEP FROM FREEZING.
- **DO NOT** store below 32° F.

Pesticide Disposal

Wastes resulting from the use of this product may be disposed of on-site or at an approved waste disposal facility.

Container Handling

Nonrefillable Container. DO NOT reuse or refill this container. Triple rinse or pressure rinse container (or equivalent) promptly after emptying; then offer for recycling, if available, or reconditioning, if appropriate, or puncture and dispose of in a sanitary landfill, or by incineration, or by other procedures approved by state and local authorities.

Triple rinse containers small enough to shake

(capacity ≤ 5 gallons) as follows: Empty the remaining contents into application equipment or a mix tank and drain for 10 seconds after the flow begins to drip. Fill the container 1/4 full with water and recap. Shake for 10 seconds. Pour rinsate into application equipment or a mix tank, or store rinsate for later use or disposal. Drain for 10 seconds after the flow begins to drip. Repeat this procedure two more times.

Triple rinse containers too large to shake

(capacity > 5 gallons) as follows: Empty the remaining contents into application equipment or a mix tank. Fill the container 1/4 full with water. Replace and tighten closures. Tip container on its side and roll it back and forth, ensuring at least one complete revolution, for 30 seconds. Stand the container on its end and tip it back and forth several times. Turn the container over onto its other end and tip it back and forth several times. Empty the rinsate into application equipment or a mix tank, or store rinsate for later use or disposal. Repeat this procedure two more times.

Pressure rinse as follows: Empty the remaining contents into application equipment or mix tank and continue to drain for 10 seconds after the flow begins to drip. Hold container upside down over application equipment or mix tank, or collect rinsate for later use or disposal. Insert pressure rinsing nozzle in the side of the container and rinse at about 40 PSI for at least 30 seconds. Drain for 10 seconds after the flow begins to drip.

Product Information

Beyond, a soluble liquid, is a postemergence herbicide to control and suppress many broadleaf and grass weeds and sedges, as listed in this label.

The mode of weed-killing activity involves uptake of **Beyond** by foliage and/or weed roots and rapid translocation to the growing points. After **Beyond** application,

susceptible weeds may show yellowing, and weed growth will stop. Susceptible weeds stop growing and either die or are not competitive with the crop.

Adequate soil moisture is important for optimum **Beyond**® herbicide activity. When adequate soil moisture is present, **Beyond** will provide residual activity of susceptible germinating weeds. Activity on established weeds will depend on the weed species and the location of its root system in the soil. A timely cultivation after a **Beyond** application may improve weed control.

Occasionally, internode shortening and/or temporary yellowing of crop plants may occur following **Beyond** applications. These effects can be more pronounced if crops are growing in a stressful environmental or hot and humid conditions. These effects occur infrequently and are temporary. Normal growth and appearance should resume within 1 to 2 weeks.

DO NOT tank mix organophosphate or carbamate insecticides with **Beyond** on **Clearfield**® or **Clearfield Plus** crops unless otherwise specified in writing by BASF. When organophosphate (such as **Lorsban**® insecticide) or carbamate (such as **Furadan**® insecticide) insecticides are tank mixed with **Beyond**, temporary injury may result to the treated crop. Separate organophosphate and **Beyond** application by at least 7 days to reduce potential for injury.

Use of **Beyond** is expected to result in normal growth of rotational crops in most situations; however, various environmental and agronomic factors make it impossible to eliminate all risks associated with the use of this product and, therefore, rotational crop injury is always possible.

Replanting

If replanting is necessary in a field previously treated with **Beyond**, the field may be replanted to beans (dry), **Clearfield** canola, **Clearfield** corn, **Clearfield** lentil, **Clearfield** and **Clearfield Plus** sunflower, **Clearfield** and **Clearfield Plus** wheat, peas (English), peas (dry), lima beans (succulent), snap beans, or soybeans. Rework the soil no deeper than 2 inches. **DO NOT** apply a second treatment of **Beyond**. **DO NOT** apply **Extreme**® herbicide, **Pursuit**® herbicide, **Pursuit Plus EC** herbicide, **Raptor**® herbicide, or **Scepter**® herbicide if soybeans are replanted.

Resistance Management

Naturally occurring biotypes¹ of some of the weeds listed on this label may not be effectively controlled by this and/or other products with the ALS/AHAS enzyme-inhibiting mode of action. Other herbicides with the ALS/AHAS enzyme-inhibiting mode of action include the sulfonylureas (e.g. **Finesse**® herbicide), imidazolinones (e.g. **Pursuit** or **Scepter**), the triazolopyrimidine sulfoanilides (e.g. **FirstRate**® herbicide), the sulfonylaminocarbonyl triazolinones (e.g. **Olympus**™ herbicide) and the pyrimidyl benzoates (e.g. **Staple**® herbicide). If naturally occurring ALS/AHAS-resistant biotypes are present in a field, **Beyond** and/or any other ALS/AHAS enzyme-inhibiting mode-of-action herbicide

should be tank mixed or applied sequentially with an appropriate registered herbicide having a different mode of action to ensure control.

¹A weed biotype is a naturally occurring plant within a given species that has a slightly different, but distinct, genetic makeup from other plants.

Beyond is very active against many broadleaf and grass weed species. For long-term weed management, use at least two herbicides with different modes of action to reduce the potential for weed resistance. Crop (and herbicide) rotation is effective in managing weed resistance where herbicides of different modes of action are used. Tillage, where practical (such as in fallow production or before planting), is effective in controlling weeds to minimize resistance development. Additionally, a burndown herbicide during fallow or before planting is effective in reducing weed resistance development.

Beyond has no preharvest interval (PHI) for any crop.

Mixing Instructions

Postemergence applications of Beyond require the addition of an adjuvant AND a nitrogen fertilizer solution unless otherwise directed in this label.

Adjuvants

When an adjuvant (or a specific adjuvant product, such as a drift control agent) is to be used with this product, the use of a Chemical Producers and Distributors Association (CPDA) certified adjuvant is recommended.

Crop Oil Concentrate (COC), Methylated Seed Oil (MSO), or High Surfactant Oil Concentrate (HSOC)

Petroleum-based or vegetable seed-based crop oil concentrate may be used. Methylated seed oil is recommended when weeds are under moisture or temperature stress.

DO NOT use crop oil concentrate or methylated seed oil with **Beyond** on **Clearfield** lentil, **Clearfield** sunflower, or **Clearfield** wheat. Crop oil concentrate or methylated seed oil may be used with **Beyond** on **Clearfield Plus** varieties of sunflower or wheat.

Use methylated seed oil or crop oil concentrate at 1 to 2 gallons/100 gallons of spray solution (1 to 2% volume/volume [v/v]).

Use HSOC at 0.5 gallon/100 gallons of spray solution (0.5% v/v).

OR

Surfactant

Use nonionic surfactant (NIS) containing at least 80% active ingredient. Apply surfactant at 1 quart/100 gallons of spray solution (0.25% volume/volume [v/v]). Organosilicone surfactant may be used in place of NIS.

AND

Nitrogen Fertilizer

Recommended nitrogen-based fertilizers include liquid fertilizers [such as liquid ammonium sulfate (AMS), 28% N, 32% N, or 10-34-0] at 2.5 gallons/100 gallons of spray

solution. Instead of liquid fertilizer, spray-grade ammonium sulfate may be used at 12 to 15 pounds/100 gallons of spray solution.

For Clearfield® spring wheat and Clearfield winter wheat, AMS/nitrogen substitutes are not recommended in place of ammonium sulfate, 28% N, 32% N, or 10-34-0 unless recommended by BASF.

When targeting feral rye or other weeds under moisture or temperature stress, using higher nitrogen fertilizer rates [urea ammonium nitrate (UAN) at 5% v/v or 20 lbs AMS/100 gallons] may improve weed control. Additional crop response may be observed when higher fertilizer rates are used.

Nitrogen fertilizer is not required when applied in use areas south of Interstate Highway 40, except in the states of Arizona, California, New Mexico, Oklahoma, and Texas.

Liquid Fertilizer as a Carrier

DO NOT apply **Beyond® herbicide** in liquid fertilizer as a carrier except to **Clearfield** or **Clearfield® Plus** spring wheat and **Clearfield** or **Clearfield Plus** winter wheat.

Tank Mixing Instructions

When applying **Beyond** as the only herbicide:

1. Fill spray tank 1/2 to 3/4 full with clean water.
2. While agitating, add **Beyond** to the spray tank.
3. Add adjuvants.
4. Fill remainder of spray tank with water.

If other herbicides or other spray tank components are tank mixed with **Beyond**, while agitating, add components in the following order and thoroughly mix after adding each component.

1. Fill spray tank 1/2 to 3/4 full with clean water.
2. Add soluble-packet products and thoroughly mix.
3. Add WP (wetttable powder), DG (dispersible granule), DF (dry flowable), or liquid flowable formulations not in soluble packets.
4. Add **Beyond** and thoroughly mix.
5. Add other aqueous solution products.
6. Add EC (emulsifiable concentrate) products.
7. Add surfactant or crop oil to the spray tank.
8. Add nitrogen fertilizer solution.
9. While agitating, fill the remainder of the tank with water.

When **Beyond** is used in combination with another herbicide, refer to the respective label for rates, methods of application, proper timing, weeds controlled, restrictions, and precautions. Always use in accordance with the most restrictive label restrictions and precautions. **DO NOT** exceed label rates. **Beyond** cannot be mixed with any product containing a label prohibiting such mixtures.

Cleaning Spray Equipment

To avoid injury to sensitive crops, spray equipment used for **Beyond** applications must be drained and thoroughly cleaned with water before being used to apply other products.

Spraying Instructions

DO NOT apply when wind conditions may result in drift, when temperature inversion conditions exist, or when spray may be carried to sensitive crops. Sensitive crops include, but are not limited to, leafy vegetables and sugar beets.

Ground Application

Uniformly apply with properly calibrated ground equipment in 10 or more gallons of water per acre. A spray pressure of 20 to 40 PSI is recommended.

To ensure thorough coverage, use a minimum of 20 gallons of water per acre when applying **Beyond** to minimum-till or no-till crops. Use higher gallonage for fields with dense vegetation or heavy crop residues.

Adjust the boom height to ensure proper coverage of weed foliage (according to the manufacturer's instructions). Use flat-fan nozzle tips or similar appropriate nozzle tips to ensure adequate coverage. Avoid overlaps when spraying.

Ground Application with a Low-volume Sprayer

Beyond may be applied with a low-volume sprayer. When applying **Beyond** with a low-volume sprayer, spray the weeds before they reach the maximum size listed in this label. Adequate control of weeds depends on good spray coverage of the weeds. The sprayer must be calibrated to deliver the recommended spray volume and pressure to ensure adequate spray coverage of the weeds.

When applying **Beyond** with a low-volume sprayer, apply a minimum of 10 gallons per acre of spray solution with a nozzle pressure between 40 to 60 PSI for optimum coverage.

Aerial Application

Beyond may be applied by air to all crops listed on this label.

Uniformly apply with properly calibrated equipment in 5 or more gallons of water per acre. **The addition of an adjuvant AND a nitrogen fertilizer solution are required for optimum weed control, unless otherwise directed in this label.**

Nonuniform applications of **Beyond** through aerial equipment may increase **Clearfield** crop response, especially when applied to large slopes and hills. All risks associated with nonuniform applications shall be assumed by the user.

Avoiding spray drift at the application site is the responsibility of the applicator. The interaction of many equipment-related and weather-related factors determines the potential for spray drift. The applicator and the grower are responsible for considering all these factors when making decisions.

The following drift-management requirements must be followed to avoid off-target drift movement from aerial applications to agricultural field crops.

1. The distance of the outermost nozzles on the boom must not exceed 3/4 the length of the wingspan or rotor.

- 2. Nozzles must always point backward parallel with the airstream and never be pointed downward more than 45 degrees.

Where states have more stringent regulations, they must be observed.

The applicator must be familiar with and take into account the information covered in the aerial drift reduction advisory information that follows.

Information on Droplet Size

The most effective way to reduce drift potential is to apply large droplets. The best drift management strategy is to apply the largest droplets that provide sufficient coverage and control. Applying larger droplets reduces drift potential but will not prevent drift if applications are made improperly or under unfavorable environmental conditions (see **Wind; Temperature and Humidity; and Temperature Inversions**).

Controlling droplet size:

- **Volume** - Use high flow rate nozzles to apply the highest practical spray volume. Nozzles with higher rated flows produce larger droplets.
- **Pressure - DO NOT** exceed the nozzle manufacturer's recommended pressures. For many nozzle types, lower pressure produces larger droplets. When higher flow rates are needed, use higher flow rate nozzles instead of increasing pressure.
- **Number of Nozzles** - Use the minimum number of nozzles that provide uniform coverage.
- **Nozzle Orientation** - Orienting nozzles so that the spray is released parallel to the airstream produces larger droplets than other orientations and is recommended practice. Significant deflection from the horizontal will reduce droplet size and increase drift potential.
- **Nozzle Type** - Use a nozzle type that is designed for the intended application. With most nozzle types, narrower spray angles produce larger droplets. Consider using low-drift nozzles. Solid-stream nozzles oriented straight back produce the largest droplets and the lowest drift.

Boom Length

For some use patterns, reducing the effective boom length to less than 3/4 of the wingspan or rotor length may further reduce drift without reducing swath width.

Application Height

Applications should not be made at a height greater than 10 feet above the top of the largest plants unless a greater height is required for aircraft safety. Making applications at the lowest height that is safe reduces exposure of droplets to evaporation and wind.

Swath Adjustment

When applications are made with a crosswind, the swath will be displaced downwind. Therefore, on the upwind and downwind edges of the field, the applicator must compensate for this displacement by adjusting the path of the aircraft upwind. Swath adjustment distance should increase with increasing drift potential (higher wind, smaller droplets, etc.).

Wind

Drift potential is lowest between wind speeds of 2 to 10 mph. However, many factors, including droplet size and equipment type, determine drift potential at any given speed. Application should be avoided below 2 mph because of variable wind direction and high inversion potential.

NOTE: Local terrain can influence wind patterns. Every applicator should be familiar with local wind patterns and how they affect spray drift.

Temperature and Humidity

When making applications in low relative humidity, set up equipment to produce larger droplets to compensate for evaporation. Droplet evaporation is most severe when conditions are both hot and dry.

Temperature Inversions

Applications should not occur during a temperature inversion because drift potential is high. Temperature inversions restrict vertical air mixing, which causes small suspended droplets to remain in a concentrated cloud. This cloud can move in unpredictable directions because of the light, variable winds common during inversions. Temperature inversions are characterized by increasing temperatures with altitude and are common on nights with limited cloud cover and light-to-no wind. They begin to form as the sun sets and often continue into the morning. Their presence can be indicated by ground fog; however, if fog is not present, inversions can also be identified by the movement of smoke from a ground source or an aircraft smoke generator. Smoke that layers and moves laterally in a concentrated cloud (under low wind conditions) indicates an inversion, while smoke that moves upward and rapidly dissipates indicates good vertical air mixing.

Sensitive Areas

The pesticide should only be applied when the potential for drift to adjacent sensitive areas (e.g. residential areas, bodies of water, known habitat for threatened or endangered species, or nontarget crops) is minimal (e.g. when wind is blowing away from the sensitive areas).

Applicator is responsible for any loss or damage which results from spraying **Beyond® herbicide** in a manner other than specified in this label. In addition, applicator must follow all applicable state and local regulations and ordinances in regard to spraying.

Application Information

Apply **Beyond** as a postemergence treatment when weeds are actively growing and before they exceed the maximum specified size; see **Weeds Controlled** sections.

Delay application until the majority of weeds are at the specified growth stage. Apply **Beyond** when weeds are small and actively growing.

An adjuvant (either surfactant **OR** crop oil concentrate) **AND** nitrogen fertilizer **MUST** be added to the spray solution for optimum weed control. See **Adjuvants** section under **Mixing Instructions** for specific instructions.

When **Beyond**® herbicide is applied postemergence, absorption will occur through both the roots and foliage. Susceptible weeds stop growing and either die or are not competitive with the crop. **Beyond** not only controls many existing broadleaf and grass weeds when applied post-emergence, it also provides activity on susceptible weeds that may emerge shortly after application.

Weeds are most easily controlled when actively growing. Under cold temperature conditions (less than 40° F maximum daytime temperature), weed control may be less.

For improved weed control, cultivate (where possible) 7 to 10 days following a postemergence **Beyond** application. This timely cultivation will enhance residual weed activity, especially under dry conditions.

Apply **Beyond** a minimum of 1 hour before rainfall or overhead irrigation.

**Weeds Controlled
(for all labeled crops except Clearfield® Rice¹)**

When used as directed, **Beyond** will control or suppress the following weeds in **Clearfield** canola, lentil, spring wheat, sunflower, and winter wheat; and **Clearfield® Plus** spring wheat, sunflower, and winter wheat.

For tank mix recommendations and instructions for specific weed problems, go to the **Crop-specific Information** section of this label.

¹For weeds controlled in **Clearfield** rice, go to **Clearfield Rice in the Crop-specific Information** section of this label.

**Broadleaf Weeds Controlled by Beyond® herbicide
Alone or in a Sequential* Program**

	Beyond Alone Postemergence	Prowl® 3.3 EC herbicide or Prowl® H₂O herbicide Soil- applied followed by Beyond* Postemergence
	4 to 6 fl ozs/A	
	Maximum Weed Size (inches)	
Beet, wild	3	3
Canola, volunteer (non- Clearfield)	3	3
Chickweed, common	3	3 to 5
Cocklebur, common	3	3
Devil's claw	3	3
Filaree**	3	3
Flixweed	3	3
Jimsonweed	3	3 to 6
Knotweed, prostrate	3	3

(continued)

**Broadleaf Weeds Controlled by Beyond® herbicide
Alone or in a Sequential* Program (continued)**

	Beyond Alone Postemergence	Prowl® 3.3 EC herbicide or Prowl® H₂O herbicide Soil- applied followed by Beyond* Postemergence
	4 to 6 fl ozs/A	
	Maximum Weed Size (inches)	
Kochia***		1 to 4
Lambsquarters, common	3	3 to 5
Mallow, common	3	3
Venice	1	1
Marshelder	4	4
Mustard spp.	2 to 8	2 to 8
Nightshade, black	2 to 5	2 to 5
Eastern black hairy	2 to 5	2 to 5
Pennycress, field	3	3
Pigweed, redroot	3	3 to 8
smooth	3	3 to 8
spiny	3	3 to 5
Puncturevine		1 to 3
Purslane, common		1 to 3
Radish, wild	3	3 to 4
Shepherd's-purse	3	3
Smartweed, ladysthumb	2 to 5	2 to 5
Pennsylvania	2 to 5	2 to 5
Spurge, prostrate		3 to 4
Sunflower, wild or volunteer (non- Clearfield)	2 to 6	2 to 6
Tansymustard	3	3
Velvetleaf	3	3 to 8

* Soil-applied grass herbicide, such as **Prowl 3.3 EC** or **Prowl H₂O**, is followed by a postemergence application of **Beyond** at a broadcast rate of 4 to 6 fl ozs/acre. This sequential application of **Prowl 3.3 EC** or **Prowl H₂O** followed by **Beyond** only applies to **Clearfield** lentil, and **Clearfield** and **Clearfield Plus** sunflower.

** For optimal control of filaree, you must use at least 5 fl ozs/acre of **Beyond**.

*** Control of light-to-moderate populations of ALS-susceptible biotypes only

Broadleaf Weeds Suppressed by Beyond® herbicide Alone or in a Sequential* Program

	Beyond Alone Postemergence	Prowl® 3.3 EC herbicide or Prowl® H ₂ O herbicide Soil-applied followed by Beyond* Postemergence
	4 to 6 fl ozs/A	
	Maximum Weed Size (inches)	
Bedstraw	3	3
Bindweed, field (seedling)	2 to 4	2 to 4
hedge (seedling)	2 to 4	2 to 4
Buckwheat, wild	1 to 3	1 to 3
Dandelion	3	3
Fiddleneck	3	3
Flax	2	2
Knotweed, prostrate	3	3
Lettuce, miner's	3	3
Mallow, Venice		1 to 4
Morningglory, entireleaf	3	3
ivyleaf	3	3
smallflower	3	3
tall	3	3
Ragweed, common	3	3
giant	3	3
Rocket, London	3	3
yellow	3	3
Sowthistle, annual	2 to 4	2 to 4
Spurge, prostrate	3	
Thistle, Canada	2 to 5	2 to 5
Russian (non-ALS-resistant)**	3	3

* Soil-applied grass herbicide, such as **Prowl 3.3 EC** or **Prowl H₂O**, is followed by a postemergence application of **Beyond** at a broadcast rate of 4 to 6 fl ozs/acre. This sequential application of **Prowl 3.3 EC** or **Prowl H₂O** followed by **Beyond** only applies to **Clearfield®** lentil, and **Clearfield** and **Clearfield® Plus** sunflower.

** Control of light-to-moderate populations of ALS-susceptible biotypes only

Grass Weeds Controlled by Beyond® herbicide Alone or in a Sequential* Program

	Beyond Alone Postemergence	Prowl® 3.3 EC herbicide or Prowl® H ₂ O herbicide Soil-applied followed by Beyond* Postemergence
	4 to 6 fl ozs/A	
	Weed Size [number of leaves (maximum tillers)]	
Barley, wild	2 to 4	2 to 4
Barnyardgrass	1 to 5 (1)	3 to 5
Blackgrass	1 to 4 (1)	1 to 4 (1)
Brome, California	1 to 5 (2)	
cheat	1 to 5 (2)	1 to 5 (2)
downy	1 to 5 (2)	1 to 5 (2)
Japanese	1 to 5 (2)	1 to 5 (2)
Canarygrass, littleseed	1 to 5 (2)	1 to 5 (2)
Cereals, volunteer		
barley	1 to 6 (1)	
oat	1 to 6 (1)	
wheat (non- Clearfield)	1 to 4 (1)	
Corn, volunteer (non- Clearfield)	1 to 4	1 to 4
Crabgrass, large		1 to 4
smooth		1 to 4
Cupgrass, woolly***		1 to 4
Darnel, Persian	1 to 5 (2)	1 to 5 (2)
Foxtail, giant	1 to 6 (2)	1 to 6 (2)
green	1 to 6 (1)	1 to 6 (1)
yellow	1 to 6 (1)	1 to 6 (1)
Goatgrass, jointed	1 to 5 (2)	1 to 5 (2)
Goosegrass		1 to 4 (1)
Johnsongrass, seedling	1 to 5 (1)	1 to 5 (1)
Millet, wild proso	2 to 4**	2 to 4
Oat, wild	1 to 5 (2)	1 to 5 (2)
Panicum, fall	1 to 5	1 to 5
Texas		1 to 5
Rescuegrass	1 to 4 (1)	
Rye, feral or cereal	1 to 4 (1)	1 to 4 (1)
Ryegrass, Italian	1 to 4 (1)	1 to 4 (1)
Sandbur, field***		2 to 5
Shattercane	2 to 8	2 to 8
Signalgrass, broadleaf	2 to 5**	2 to 5

(continued)

Grass Weeds Controlled by Beyond® herbicide Alone or in a Sequential* Program *(continued)*

Beyond Alone Postemergence	Prowl® 3.3 EC herbicide or Prowl® H ₂ O herbicide Soil- applied followed by Beyond* Postemergence
4 to 6 fl ozs/A	
Weed Size [number of leaves (maximum tillers)]	
Stinkgrass	2 to 4
Witchgrass	2 to 5

* Soil-applied grass herbicide, such as **Prowl 3.3 EC** or **Prowl H₂O**, is followed by a postemergence application of **Beyond** at a broadcast rate of 4 to 6 fl ozs/acre. This sequential application of **Prowl 3.3 EC** or **Prowl H₂O** followed by **Beyond** only applies to **Clearfield®** lentil, and **Clearfield** and **Clearfield® Plus** sunflower.

** Control of light-to-moderate populations only. For control of heavier populations, use a **sequential application** with a soil-applied grass herbicide, as described above.

*** For control, a dinitroaniline (DNA) herbicide, such as **Prowl 3.3 EC** or **Prowl H₂O**, must be soil-applied at a full labeled rate. This sequential application of **Prowl 3.3 EC** or **Prowl H₂O** followed by **Beyond** only applies to **Clearfield** lentil, and **Clearfield** and **Clearfield Plus** sunflower.

Grass Weeds and Sedges Suppressed by Beyond® herbicide Alone or in a Sequential* Program

Beyond Alone Postemergence	Prowl® 3.3 EC herbicide or Prowl® H ₂ O herbicide Soil- applied followed by Beyond* Postemergence
4 to 6 fl ozs/A	
Weed Size [number of leaves (maximum tillers)]	
Grass Weeds	
Crabgrass, large	1 to 4 (1)
smooth	1 to 4 (1)
Cupgrass, woolly	1 to 3
Fescue, rattle	1 to 3
Goatgrass, jointed	6+ (3+)
Goosegrass	1 to 3
Itchgrass	2 to 5
Johnsongrass, rhizome	1 to 5
Quackgrass	4 to 8
Stinkgrass	2 to 4
Sedges	
Nutsedge, purple	1 to 3
yellow	1 to 3

* Soil-applied grass herbicide, such as **Prowl 3.3 EC** or **Prowl H₂O**, is followed by a postemergence application of **Beyond** at a broadcast rate of 4 to 6 fl ozs/acre. This sequential application of **Prowl 3.3 EC** or **Prowl H₂O** followed by **Beyond** only applies to **Clearfield** lentil, and **Clearfield** and **Clearfield Plus** sunflower.

Crop-specific Information

This section grants rights necessary for applying **Beyond** to fields planted with **Clearfield** or **Clearfield Plus** crops and provides directions for **Beyond** in specific crops.

PROVISIONS FOR REGISTERED Clearfield® AND Clearfield® Plus CROPS

Subject to the terms and conditions set forth on this label, BASF hereby grants to the purchaser, a limited, nonexclusive, revocable, nontransferable license under claims in Licensed Patents relating to applying imazamox herbicide to fields planted with any Registered **Clearfield** or **Clearfield Plus** Crop, in full accordance with the directions printed on this label, for the sole purposes of spraying or otherwise applying only **Beyond** to fields planted with such Registered **Clearfield** or **Clearfield Plus** Crop to produce grain for use or sale only as food or feed. Except as set forth above, no other license or right, whether express or implied, is granted to the purchaser under any Licensed Patents, including, without limitation, any right or license: (i) to spray or otherwise apply any herbicide other than **Beyond** to any Registered **Clearfield** or **Clearfield Plus** Crop or to the area where any Registered **Clearfield** or **Clearfield Plus** Crop is grown; (ii) to spray or otherwise apply **Beyond** on any seed or plant that is not a Registered **Clearfield** or **Clearfield Plus** Crop or to the area where such seeds or plants are grown; (iii) to conduct mutagenesis, crop breeding or research, or to generate herbicide registration data using **Beyond** or any Registered **Clearfield** or **Clearfield Plus** Crop; or (iv) under any claims in Licensed Patents to plant or grow Registered **Clearfield** or **Clearfield Plus** Crops.

"**Licensed Patents**" is defined as US Patent Nos. 6,121,203; 6,222,100; 7,232,942; and 7,807,882.

"**Registered Clearfield or Clearfield Plus Crop**" is defined as any seed or plant that contains a gene encoding an acetohydroxyacid synthase (AHAS) protein that confers tolerance upon such seed or plant to imidazolinone and/or sulfonylurea herbicides sold by or authorized for sale by BASF, and on which **Beyond** is approved for use or application by all applicable regulatory agencies.

Clearfield® Canola

Beyond is effective in controlling weeds in conservation tillage and conventional tillage production systems. **Beyond** can be applied early postemergence in **Clearfield** canola but before the bloom stage.

Use Rate

Apply **Beyond**® herbicide postemergence only at 0.031 lb imazamox ae/acre (4 fl ozs **Beyond**/acre). At this rate, 1 gallon of **Beyond** will treat 32 acres of **Clearfield**® canola. The use of a soil-applied grass herbicide is recommended before **Beyond** application.

An adjuvant and nitrogen fertilizer **MUST** be added to the spray solution for optimum weed control. See **Adjuvants** section under **Mixing Instructions** for specific instructions.

Crop-specific Restrictions and Limitations

- **DO NOT** apply more than 0.031 lb imazamox ae/acre (4 fl ozs/acre **Beyond**) during the growing season.

Specific Weed Problems

Canada thistle. For enhanced activity on Canada thistle, add **Stinger**® herbicide to the tank mixture. Apply to Canada thistle in the rosette stage.

Clearfield® Lentil

Beyond is effective in controlling weeds in conservation tillage and conventional tillage production systems.

Beyond can be applied early postemergence in **Clearfield** lentil (imidazolinone-tolerant lentil) varieties. Apply only on selected lentil varieties labeled as "**Clearfield**" and warranted by the seed supplier to possess tolerance to direct application of **Beyond**. **DO NOT** apply **Beyond** to lentil varieties that lack resistance/tolerance to **Beyond**. Contact your seed supplier, chemical dealer, or BASF to obtain information regarding **Clearfield** lentil varieties.

Apply **Beyond** as an early postemergence treatment when weeds are actively growing and before broadleaf weeds exceed a height of 3 inches and grass weeds exceed 4 to 5 leaves (unless otherwise indicated, refer to **Weeds Controlled** section for specific weed sizes). Under cold temperature conditions (less than 50° F maximum daytime temperature), weed control may be less than optimal. Make application when the majority of weeds are at the specified growth stage.

When adequate soil moisture is present, **Beyond** will provide residual activity of susceptible germinating weeds; activity on established weeds will depend on the weed species and the location of its root system in the soil.

Occasionally, reduction in plant height or temporary yellowing of crop plants may occur following **Beyond** applications. These effects can be more pronounced if crops are growing under stressful environmental conditions. These effects are temporary. Normal growth and appearance should resume within 1 to 2 weeks.

Application Timing

For best weed control and to provide the highest crop competitive advantage, apply **Beyond** to actively growing **Clearfield** lentil. Plant a locally adapted **Clearfield** lentil variety at the normal seeding rate for your geography.

Apply **Beyond** to **Clearfield** lentils from the 2-leaf stage to before flower bud formation, and before weeds exceed maximum size limits; refer to **Weeds Controlled** section for specific weed sizes.

Use Rate

Apply **Beyond** postemergence at 0.031 to 0.047 lb imazamox ae/acre (4 to 6 fl ozs **Beyond**/acre). At this rate, 1 gallon of **Beyond** will treat 21.3 to 32 acres of **Clearfield** lentils. The use of a soil-applied grass herbicide like **Prowl**® 3.3 EC herbicide or **Prowl**® H₂O herbicide is recommended before **Beyond** application.

Nonionic surfactant **AND** nitrogen-based fertilizer **MUST** be added to the spray solution for optimum weed control. See **Adjuvants** section under **Mixing Instructions** for specific instructions.

DO NOT use COC or MSO with **Beyond** on **Clearfield** lentil.

Crop-specific Restrictions and Limitations

- **DO NOT** apply more than 0.047 lb imazamox ae/acre (6 fl ozs **Beyond**/acre) during the growing season.

Clearfield® Rice

For use only on Clearfield rice varieties and hybrids (not less than 75% hybrid seed).

Not for use in California.

Apply **Beyond** only on selected rice varieties or hybrids (not less than 75% hybrid seed) labeled as "**Clearfield**" and warranted by the seed company to possess tolerance to direct application of certain imidazolinone herbicides. **DO NOT** apply **Beyond** to rice varieties or hybrids (less than 75% hybrid seed) that lack tolerance to imidazolinone herbicides because **Beyond** will kill all non-imidazolinone-tolerant varieties or hybrids.

Contact your seed supplier, chemical dealer or BASF to obtain information regarding imidazolinone-tolerant rice varieties.

Adhere to **Part 201.11a Hybrid** of the Federal Seed Act Regulations, labeling agricultural seeds: If any one kind or kind and variety of seed present in excess of 5 percent is "hybrid" seed, it shall be designated "hybrid" on the label. The percentage that is hybrid shall be at least 95 percent of the percentage of pure seed shown unless the percentage of pure seed which is hybrid seed is shown separately. If two or more kinds or varieties are present in excess of 5 percent and are named on the label, each that is hybrid shall be designated as hybrid on the label. Any one kind or kind and variety that has pure seed which is less than 95 percent but more than 75 percent hybrid seed as a result of incompletely controlled pollination in a cross shall be labeled to show (a) the percentage of pure seed that is hybrid seed or (b) a statement such as "Contains from 75 percent to 95 percent hybrid seed." No one kind or variety of seed shall be labeled as hybrid if the pure seed contains less than 75 percent hybrid seed.

Beyond® herbicide is effective in controlling weeds in water-seeded and dry/drill-seeded rice. **Beyond** can be applied postemergence to **Clearfield**® rice.

Beyond can only be applied following at least one application of **Newpath**® herbicide or **Clearpath**® herbicide.

[Alternate text] **Beyond** can only be applied following at least two applications using **Newpath** or one application of **Newpath** and one application of **Clearpath**.

[Alternate text] **Beyond** can only be applied postemergence to rice and targeted weeds.

Apply **Beyond** as an early postemergence treatment when weeds are actively growing and before broadleaf weeds exceed a height of 3 inches and grass weeds exceed 4 to 5 leaves (unless otherwise indicated, refer to **Weeds Controlled (Clearfield® Rice)** tables for specific weed sizes). Make applications when the majority of weeds are at the specified growth stage. When a mixture of grass and broadleaf weeds are present, time the application to the grass weeds for optimum control.

Unusually cool temperatures (50° F or less) reduce photosynthesis and transpiration and, thus, reduce uptake, translocation, and efficacy of **Beyond** in weeds. Delaying a **Beyond** application for 48 hours from the time the temperature increases to above 50° F, if air temperature has been below 50° F for 10 or more hours, will improve weed control and reduce crop response.

Occasionally, reduction in plant height or temporary yellowing of crop plants may occur following **Beyond** applications. These effects can be more pronounced in spray overlap areas and/or if crops are growing under stressful environmental conditions. These effects are temporary. Normal growth and appearance should resume in 1 to 2 weeks.

Application Timing

Apply **Beyond** to **Clearfield** rice at the following crop stages of growth; refer to **Weeds Controlled (Clearfield® Rice)** tables for specific weed sizes.

- **Clearfield Rice Varieties** - 4-leaf to rice panicle initiation (green ring) plus 14 days
- **Clearfield Rice Hybrids** - 4-leaf to rice panicle initiation

DO NOT apply **Beyond** to **Clearfield** rice hybrids after panicle initiation.

Use Rate

Beyond can only be applied following at least one application of **Newpath** or **Clearpath**. Apply **Beyond** postemergence at 4 to 6 fl ozs per acre (0.031 to 0.047 lb ae imazamox/A). See **Weeds Controlled (Clearfield® Rice)** tables for additional details.

[Alternate text] **Beyond** can only be applied following at least two applications using **Newpath** or one application of **Newpath** and one application of **Clearpath**. Apply **Beyond** postemergence at 4 to 6 fl ozs per acre (0.031 to

0.047 lb ae imazamox/A). See **Weeds Controlled (Clearfield® Rice)** tables for additional details.

[Alternate text] Apply **Beyond** postemergence at 4 to 6 fl ozs per acre (0.031 to 0.047 lb ae imazamox/A). See **Weeds Controlled (Clearfield® Rice)** tables for additional details.

Crop oil concentrate **MUST** be added to the spray solution for optimum weed control. Add 1 gallon of crop oil concentrate per 100 gallons of spray solution (1.0% volume/volume). See **Adjuvants** section under **Mixing Instructions** for specific instructions.

Crop-specific Restrictions and Limitations

- **DO NOT** apply more than 10 fl ozs of **Beyond** (0.078 lb ae imazamox/A) during the growing season, or 6 fl ozs in a single application.

[Alternate text] **DO NOT** apply more than 15 fl ozs of **Beyond** (0.117 lb ae imazamox/A) during the growing season, or 6 fl ozs in a single application.

[Alternate text] **DO NOT** apply more than 6 fl ozs of **Beyond** (0.047 lb ae imazamox/A) during the growing season, or in a single application.

- **DO NOT** make more than one application of **Beyond** per year.

[Alternate text] **DO NOT** make more than two applications of **Beyond** per year.

[Alternate text] **DO NOT** make more than three applications of **Beyond** per year.

Weeds Controlled (Clearfield® Rice)

Beyond will control listed weeds when applied post-emergence at the specified rates listed as follows.

Broadleaf Weeds Controlled by Beyond® herbicide in Clearfield® Rice

	Application Rate (fl ozs/A)	Maximum Weed Size (inches)
Cocklebur, common	4 to 6	3
Morningglory, entireleaf	5 to 6	3
ivyleaf	5 to 6	3
smallflower	5 to 6	3
tall	5 to 6	3
Pigweed, prostrate	4 to 6	5
redroot	4 to 6	5
smooth	4 to 6	4
spiny	4 to 6	3
Smartweed, ladythumb	4 to 6	3
Pennsylvania	4 to 6	3
swamp	5 to 6	3

Grass Weeds Controlled by Beyond® herbicide in Clearfield® Rice

	Application Rate (fl ozs/A)	Weed Size [number of leaves (maximum tillers)]
Barnyardgrass	5 to 6	1 to 5 (1)
Crabgrass, large	5 to 6	1 to 4 (1)
Johnsongrass, seedling	5 to 6	1 to 5 (1)
Panicum, fall	5 to 6	1 to 4 (1)
Rice, red*	5 to 6	10
Signalgrass, broadleaf	5 to 6	1 to 5 (1)

* See **Specific Weed Problems** following.

When applied as directed in the **Clearfield** rice **Use Rate** section of this label, **Beyond** will suppress the following weeds:

- Alligatorweed
- Dayflower, spreading
- Ducksalad
- Eclipta
- Flatsedge, water
- Johnsongrass, rhizome
- Mexicanweed
- Nutsedge, purple
- Nutsedge, yellow
- Purple ammannia
- Redweed
- Texasweed
- Water plantain (Common arrowhead)

Specific Weed Problems

Red Rice. For red rice control, apply 5 fl ozs/A of **Beyond** at 14 to 21 days after making at least one application of **Newpath® herbicide** at 4 to 6 fl ozs/A or **Clearpath® herbicide** at 0.5 pound/A. If not flooded at time of application, a permanent flood should be established within 2 days following an application of **Beyond**.

[Alternate text] **Red Rice.** For red rice control, apply 5 fl ozs/A of **Beyond** at 14 to 21 days after making at least two applications using 4 to 6 fl ozs/A of **Newpath** or one application of **Newpath** at 4 to 6 fl ozs/A and one application with 0.5 pound/A of **Clearpath**. If not flooded at time of application, a permanent flood should be established within 2 days following an application of **Beyond**.

[Alternate text] **Red Rice.** For red rice control, apply 5 fl ozs/A of **Beyond** postemergence. If not flooded at time of application, a permanent flood should be established within 2 days following an application of **Beyond**. Two additional postemergence applications of **Beyond** may be made as required for red rice control. **DO NOT** apply more than 6 fl ozs/A of **Beyond** per application and no more than 15 fl ozs/A per year.

Spray coverage is critical to achieve red rice control. If a permanent flood has been established, greater than 1/2 of the red rice plant must be above water at the time of **Beyond** application. If less than 1/2 of the red rice plant is above water, drop the level of the flood sufficiently to

expose greater than 1/2 of the red rice plant before the **Beyond** application.

Tank Mix Herbicides

When **Beyond** is used in combination with another herbicide, refer to the respective label for rates, methods, and proper timing of application; weeds controlled; restrictions; and precautions. Always use in accordance with the most restrictive label use directions and precautions.

Licensed for use on ATCC 75295, ATCC 97523, PTA-902, PTA-903, PTA-904, PTA-905, PTA-906, PTA-907, or PTA-908 rice and derivatives and progeny. With the purchase of this herbicide, the purchaser is granted a sublicense under claims in United States Patent Nos. 5,773,704; 5,952,553; 6,222,100; 6,274,796; 6,943,280; 7,019,196; 7,345,221; 7,399,905; 7,495,153; 7,754,947; and 7,786,360 relating to applying imazamox herbicide to fields planted with rice seed purchased in a container bearing the legend "**Licensed for use on ATCC 75295, ATCC 97523, PTA-902, PTA-903, PTA-904, PTA-905, PTA-906, PTA-907, or PTA-908 rice and derivatives and progeny**" in full accordance with the directions printed on this label, for the sole purposes of spraying or otherwise applying only **Beyond** to fields planted with such rice seed to produce grain for use or sale only as food or feed.

Clearfield® and Clearfield® Plus Sunflower

Beyond is effective in controlling weeds in conservation tillage and conventional tillage production systems. **Beyond** can be applied early postemergence in **Clearfield** or **Clearfield Plus** sunflower (imidazolinone-tolerant sunflower) varieties. Apply only on selected sunflower varieties labeled as "**Clearfield** or **Clearfield Plus**" and warranted by the seed supplier to possess tolerance to direct application of **Beyond**. **DO NOT** apply **Beyond** to sunflower varieties that lack resistance/tolerance to imidazolinone herbicides. Contact your seed supplier, chemical dealer, or BASF to obtain information regarding **Clearfield** or **Clearfield Plus** sunflower varieties.

Apply **Beyond** as an early postemergence treatment when weeds are actively growing and before broadleaf weeds exceed a height of 3 inches and grass weeds exceed 4 to 5 leaves (unless otherwise indicated, refer to **Weeds Controlled** section for specific weed sizes). Under cold temperature conditions (less than 50° F maximum daytime temperature), weed control may be less than optimal. Make application when the majority of weeds are at the specified growth stage.

When adequate soil moisture is present, **Beyond** will provide residual activity of susceptible germinating weeds. Activity on established weeds depends on the weed species and the location of its root system in the soil.

Occasionally, reduction in plant height or temporary yellowing of crop plants may occur following **Beyond** applications. These effects can be more pronounced if crops are growing under stressful environmental

conditions. These effects are temporary. Normal growth and appearance should resume within 1 to 2 weeks.

Application Timing

For best weed control and to provide the highest crop competitive advantage, apply **Beyond**® herbicide to actively growing **Clearfield**® or **Clearfield**® Plus sunflower. Plant a locally adapted **Clearfield** or **Clearfield Plus** sunflower variety at the normal seeding rate for your geography. Apply **Beyond** to **Clearfield** or **Clearfield Plus** sunflower after the first pair of true leaves has unfolded and up to, and including, when the fourth pair of leaves is unfolded (2-leaf to 8-leaf stage); refer to **Weeds Controlled** section for specific weed sizes.

Use Rate

Apply **Beyond** postemergence only at 0.031 lb imazamox ae/acre (4 fl ozs **Beyond**/acre). At this rate, 1 gallon of **Beyond** will treat 32 acres of **Clearfield** or **Clearfield Plus** sunflower. The use of a soil-applied grass herbicide like **Prowl**® 3.3 EC herbicide or **Prowl**® H₂O herbicide is recommended before **Beyond** application.

Nonionic surfactant **AND** nitrogen-based fertilizer **MUST** be added to the spray solution for optimum weed control. See **Adjuvants** section under **Mixing Instructions** for specific instructions.

Clearfield Plus Sunflower. For improved weed control, crop oil concentrate or methylated seed oil may be substituted for nonionic surfactant. The use of COC or MSO in place of NIS in **Clearfield Plus** sunflower may increase crop response. When **Beyond** is tank mixed with another herbicide, using COC or MSO in **Clearfield Plus** sunflower is only recommended when a **Beyond** tank mix partner allows the use of COC or MSO.

DO NOT use COC or MSO with **Beyond** on **Clearfield** sunflower.

Crop-specific Restrictions and Limitations

- **DO NOT** apply more than 0.031 lb imazamox ae/acre (4 fl ozs **Beyond**/acre) during the growing season.

Clearfield® and Clearfield® Plus Spring Wheat

Beyond can be applied early postemergence on **Clearfield** or **Clearfield Plus** wheat (imidazolinone-tolerant wheat) varieties. Apply only on selected spring wheat varieties labeled "**Clearfield** or **Clearfield Plus**" and warranted by the seed supplier to possess tolerance to direct application of certain imidazolinone herbicides.

DO NOT apply **Beyond** to wheat varieties that lack resistance/tolerance to imidazolinone herbicides. Contact your seed supplier, chemical dealer, or BASF to obtain information regarding **Clearfield** or **Clearfield Plus** wheat varieties.

Apply **Beyond** as an early postemergence treatment when weeds are actively growing and before broadleaf weeds exceed a height of 3 inches and grass weeds exceed 4 to

5 leaves (unless otherwise indicated). Under cold temperature conditions (less than 40° F maximum daytime temperature), weed control may be less than optimal. A thin stand of wheat may result in unacceptable weed control.

Beyond is effective in controlling weeds in conservation tillage and conventional tillage production systems. Delay application until the majority of weeds are at the specified growth stage. When a mixture of grass and broadleaf weeds are present, time application to the grass weeds for optimum control.

When adequate soil moisture is present, **Beyond** will provide residual activity of susceptible germinating weeds. Activity on established weeds depends on the weed species and the location of its root system in the soil.

Occasionally, reduction in plant height or temporary yellowing of crop plants may occur following **Beyond** applications. These effects can be more pronounced in spray overlap areas and/or if crops are growing under stressful environmental conditions (such as, but not limited to, drought, excessive moisture, improper fertility, improper varietal adaptation, poor planting conditions, etc.). To avoid possible crop injury, **DO NOT** apply **Beyond** to **Clearfield** or **Clearfield Plus** wheat when extreme cold temperatures (less than 40° F maximum daytime temperature) are expected within 1 week of application. Crop response associated with stress conditions and overlaps is the responsibility of the user.

Application Timing

Weed control is optimized when **Beyond** is applied to actively growing wheat. Plant a locally adapted **Clearfield** or **Clearfield Plus** variety at the normal seeding rate for your geography. Apply **Beyond** to **Clearfield** or **Clearfield Plus** spring wheat after tiller initiation has begun and before the jointing stage of growth (and when the weeds are at the appropriate size). See **Weeds Controlled** section for specific weed growth stages.

Use Rate

Apply 0.031 to 0.039 lb imazamox ae/acre (4 to 5 fl ozs **Beyond**/acre). See **Weeds Controlled** section for detailed use rate specifications.

Adjuvants and Spray Carrier

Nonionic surfactant **AND** nitrogen-based fertilizer **MUST** be added to the spray solution for optimum weed control.

Clearfield Plus Spring Wheat. For improved weed control, crop oil concentrate or methylated seed oil may be substituted for nonionic surfactant. The use of COC or MSO in place of NIS in **Clearfield Plus** spring wheat may increase crop response. When **Beyond** is tank mixed with another herbicide, using COC or MSO in **Clearfield Plus** spring wheat is only recommended when a **Beyond** tank mix partner allows the use of COC or MSO. See **Adjuvants** section under **Mixing Instructions** for specific instructions.

DO NOT use COC or MSO with **Beyond**® herbicide on **Clearfield**® spring wheat.

Liquid Fertilizer as a Carrier. **Beyond** may be applied to **Clearfield** or **Clearfield**® **Plus** spring wheat in a water/liquid fertilizer solution with at least 50% water. Add NIS at 1 quart/100 gallons of spray solution (0.25% v/v). Some crop leaf burn from the fertilizer may occur. The use of COC, HSOC, or MSO in place of NIS may increase crop response.

Crop-specific Restrictions and Limitations

- **DO NOT** apply more than 0.039 lb imazamox ae/acre (5 fl ozs **Beyond**/acre) during the growing season.
- There are no restrictions following an application of **Beyond** for feeding or grazing of wheat forage and hay.

Specific Weed Problems in Clearfield and Clearfield Plus Spring Wheat

Feral rye (cereal, volunteer rye). **Beyond** suppresses emerged feral rye only. Apply to feral rye before the first tiller forms. When feral rye develops tillers, suppression is significantly reduced.

Italian ryegrass. **Beyond** suppresses emerged Italian ryegrass only. Under favorable growing conditions, ryegrass may germinate over several weeks.

Kochia. Naturally occurring ALS/AHAS-resistant biotypes of kochia are common in wheat fields. In many cases, a tank mixture with **Beyond** will be required for acceptable control. Apply **Beyond** in a tank mixture with a herbicide(s) labeled to control kochia (e.g. **Clarity**® herbicide + 2,4-D). Apply to kochia 2-inches tall or less.

Wild buckwheat. For enhanced control of wild buckwheat, add **Starane**® herbicide or **Clarity** to the tank mixture. Apply to wild buckwheat with no more than 2 true leaves.

Wild oat. **Beyond** controls emerged wild oats only. Under favorable growing conditions, wild oats may germinate over several weeks. **Beyond** does not provide residual control of wild oat.

Tank Mix Herbicides

Tank mix herbicides recommended for postemergence applications of **Beyond** on **Clearfield** or **Clearfield Plus** wheat varieties are:

- **Clarity**
- **Banvel**® herbicide
- **Bronate Advanced**™ herbicide (bromoxynil + MCPA)
- **Buctril**® herbicide
- **Curtail**® M herbicide
- **Starane**
- 2,4-D ester
- MCPA

Limit bromoxynil applications (**Bronate Advanced** or **Buctril**) to 0.5 lb/acre active ingredient when tank mixed with **Beyond**.

When broadleaf herbicides are tank mixed with **Beyond**, weed control, particularly grass weeds, may be reduced.

ALS/AHAS enzyme-inhibiting herbicides should not be tank mixed with Beyond. Beyond tank mixes with ALS/AHAS-inhibiting herbicides may result in unacceptable crop response.

When **Beyond** is used in combination with another herbicide, refer to the respective label for rates, methods, and proper timing of application, weeds controlled, restrictions, and precautions. Always use in accordance with the most restrictive label use directions and precautions.

Clearfield® and Clearfield® Plus Winter Wheat

Beyond can be applied early postemergence on **Clearfield** or **Clearfield Plus** wheat (imidazolinone-tolerant wheat) varieties. Apply only on selected winter wheat varieties labeled "**Clearfield** or **Clearfield Plus**" and warranted by the seed supplier to possess tolerance to direct application of certain imidazolinone herbicides. **DO NOT** apply **Beyond** to wheat varieties that lack resistance/tolerance to imidazolinone herbicides. Contact your seed supplier, chemical dealer, or BASF to obtain information regarding **Clearfield** or **Clearfield Plus** wheat varieties.

Apply **Beyond** as an early postemergence treatment when weeds are actively growing and before broadleaf weeds exceed a height of 3 inches and grass weeds exceed 4 to 5 leaves (unless otherwise indicated). Under cold temperature conditions (less than 40° F maximum daytime temperature), weed control may be less than optimal. A thin stand of wheat may result in unacceptable weed control.

Beyond is effective in controlling weeds in conservation tillage and conventional tillage production systems. **Beyond** can be applied in the fall/winter or spring for winter or spring annual weed control, respectively. Delay application until the majority of weeds are at the specified growth stage. When a mixture of grass and broadleaf weeds are present, time application to grass weeds for optimum control.

When adequate soil moisture is present, **Beyond** will provide residual activity of susceptible germinating weeds. Activity on established weeds depends on the weed species and the location of its root system in the soil.

Occasionally, reduction in plant height or temporary yellowing of crop plants may occur following **Beyond** applications. These effects can be more pronounced in spray overlap areas and/or if crops are growing under stressful environmental conditions (such as; but not limited to, drought, excessive moisture, improper fertility, improper varietal adaptation, poor planting conditions, etc.). To avoid possible crop injury, **DO NOT** apply **Beyond** to **Clearfield** or **Clearfield Plus** wheat when extreme cold temperatures (less than 40° F maximum daytime temperature) are expected within 1 week of application. Crop response

associated with stress conditions and overlaps is the responsibility of the user.

Application Timing

Weed control is optimized when **Beyond**® herbicide is applied to actively growing wheat. Plant a locally adapted **Clearfield**® or **Clearfield**® Plus variety at the normal seeding rate for your geography. Apply **Beyond** to **Clearfield** or **Clearfield Plus** winter wheat after tiller initiation has begun and before the jointing stage of growth (and when the weeds are at the appropriate size). See **Weeds Controlled** section for specific weed growth stages.

Use Rate

Apply 0.031 to 0.047 lb imazamox ae/A (4 to 6 fl ozs **Beyond**/acre). See **Weeds Controlled** section for detailed use rate specifications.

Adjuvants and Spray Carrier

Nonionic surfactant **AND** nitrogen-based fertilizer **MUST** be added to the spray solution for optimum weed control. See **Adjuvants** section under **Mixing Instructions** for specific instructions.

Clearfield Plus Winter Wheat. For improved weed control, crop oil concentrate or methylated seed oil may be substituted for nonionic surfactant. The use of COC or MSO in place of NIS in **Clearfield Plus** winter wheat may increase crop response. When **Beyond** is tank mixed with another herbicide, using COC or MSO in **Clearfield Plus** winter wheat is only recommended when a **Beyond** tank mix partner allows the use of COC or MSO.

DO NOT use COC or MSO with **Beyond** on **Clearfield** winter wheat.

Liquid Fertilizer as a Carrier. **Beyond** may be applied to **Clearfield** or **Clearfield Plus** winter wheat in a water/liquid fertilizer solution with at least 50% water. Add NIS at 1 quart/100 gallons of spray solution (0.25% v/v). Some crop leaf burn from the fertilizer may occur. The use of COC, HSOC, or MSO in place of NIS may increase crop response.

Crop-specific Restrictions and Limitations

- **DO NOT** apply more than 0.062 lb imazamox ae/acre (8 fl ozs **Beyond**/acre) during the growing season.
- There are no restrictions following an application of **Beyond** for feeding or grazing of wheat forage and hay.
- Application of **Beyond** to weeds that have been grazed may result in reduced weed control. For optimum weed control, allow a period of 7 days between the end of grazing and **Beyond** application for weed regrowth to occur. Under cold conditions, wait until new growth of weeds is evident before applying **Beyond** in fields that have been grazed.

Specific Weed Problems in Clearfield and Clearfield Plus Winter Wheat

Beyond is most effective for grass control when applied in the fall. If summer annual broadleaf weeds germinate in the spring (following a fall application of **Beyond**), a broadleaf herbicide may need to be applied. If the **Beyond** application is made in the spring, the broadleaf herbicide may be tank mixed with **Beyond**.

For improved control of grass weeds, such as feral rye (suppression), Italian ryegrass (suppression), cheat and downy brome, use higher rates of nitrogen fertilizer (up to 50% of the spray solution). Higher rates of nitrogen can improve weed control with **Beyond**, especially under drought stress conditions, but additional crop response may be observed. AMS/nitrogen substitutes are not recommended when targeting hard-to-control weeds.

Cheat and downy brome. Sequential applications of **Beyond** may be needed to control subsequent germination flushes.

Feral rye (cereal, volunteer rye). **Beyond** suppresses emerged feral rye only. Apply to feral rye before the first tiller forms. When feral rye develops tillers, suppression is significantly reduced. If feral rye germinates in the fall, an application of **Beyond** in the fall will provide the best suppression. If feral rye germinates following an application of **Beyond** in the fall, a spring application may be necessary for suppression of subsequent germination flushes. Use two applications of **Beyond** for the best suppression of feral rye.

Italian ryegrass. **Beyond** suppresses emerged Italian ryegrass only. Under favorable growing conditions, ryegrass may germinate over several weeks (especially in the southern U.S.). **Beyond** does not provide residual control of Italian ryegrass. Because of the potential for multiple germination flushes, Italian ryegrass suppression in New Mexico, Oklahoma, and Texas may not be satisfactory. Optimum application timing is to ryegrass with 3 to 4 leaves and before the first tiller. Suppression is reduced when tillers develop. In the Pacific Northwest, a spring application of 6 fl ozs/A of **Beyond** is specified for the most consistent suppression. If Italian ryegrass germinates following a fall application, a spring application may be necessary. Apply the higher specified rate when Italian ryegrass is at the maximum specified size, or to heavy grass weed populations.

Kochia. Naturally occurring ALS/AHAS-resistant biotypes of kochia are common in wheat fields. In many cases, a tank mixture with **Beyond** will be required for acceptable control. If **Beyond** is applied in the spring, apply **Beyond** in a tank mixture with a herbicide(s) labeled to control kochia (e.g. **Clarity**® herbicide + 2,4-D). Apply to kochia 2-inches tall or less.

Wild buckwheat. For enhanced control of wild buckwheat, add **Starane**® herbicide or **Clarity** to the tank mixture. Apply to wild buckwheat with no more than 2 true leaves.

Wild oat. Beyond® herbicide controls emerged wild oats only. Under favorable growing conditions, wild oats may germinate over several weeks (especially in the southern U.S.). **Beyond** does not provide residual control of wild oat. Because of the potential for multiple germination flushes, wild oat control in New Mexico, Oklahoma, and Texas may not be satisfactory.

Tank Mix Herbicides

Tank mix herbicides recommended for postemergence applications of **Beyond** on **Clearfield®** or **Clearfield® Plus** wheat varieties are:

- **Clarity® herbicide**
- **Banvel® herbicide**
- **Bronate Advanced™ herbicide**
(bromoxynil + MCPA)
- **Buctril® herbicide**
- **Curtail® M herbicide**
- **Starane® herbicide**
- 2,4-D ester
- MCPA

Limit bromoxynil applications (**Bronate Advanced** or **Buctril**) to 0.5 lb/acre active ingredient when tank mixed with **Beyond**.

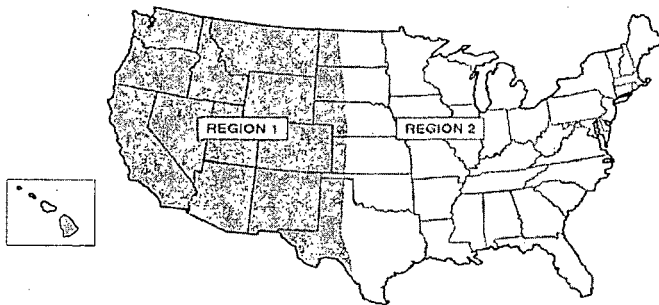
When broadleaf herbicides are tank mixed with **Beyond**, weed control, particularly grass weeds, may be reduced.

ALS/AHAS enzyme-inhibiting herbicides should not be tank mixed with Beyond. Beyond tank mixes with ALS/AHAS-inhibiting herbicides may result in unacceptable crop response.

When **Beyond** is used in combination with another herbicide, refer to the respective label for rates, methods, and proper timing of application, weeds controlled, restrictions, and precautions. Always use in accordance with the most restrictive label use directions and precautions.

Rotational Crop Restrictions

Rotational crops may be planted after applying the specified rate of **Beyond** in **Region 1** and **Region 2**, as indicated on the map.



- **Region 1** - States and parts of states WEST of US Highway 83 (Arizona, California, Colorado, Hawaii, Idaho, Montana, Nevada, New Mexico, Oregon, Utah, Washington, Wyoming, and western parts of Kansas, Nebraska, North Dakota, Oklahoma, South Dakota, and Texas)
- **Region 2** - States and parts of states EAST of US Highway 83 (includes the eastern parts of Kansas, Nebraska, North Dakota, Oklahoma, South Dakota, and Texas, and the states east of these states)

Rotational Interval (months) following Beyond® herbicide Application

Plant-back Interval (months)	Region 1	Region 2
Anytime	Clearfield® canola Clearfield corn (field and seed) Clearfield lentil Clearfield rice Clearfield and Clearfield® Plus sunflower Clearfield and Clearfield Plus wheat Dry beans and dry peas except non- Clearfield lentil English peas Lima beans (succulent) Snap beans Soybeans	Clearfield canola Clearfield corn (field and seed) Clearfield lentil Clearfield rice Clearfield and Clearfield Plus sunflower Clearfield and Clearfield Plus wheat Dry beans and dry peas except non- Clearfield lentil English peas Lima beans (succulent) Snap beans Soybeans
3	Alfalfa ^{1,4} Wheat (non- Clearfield)	Alfalfa ⁴ Wheat (non- Clearfield)
4	Rye	Rye
8-1/2	Corn (non- Clearfield field, seed, sweet, and popcorn)	Corn (non- Clearfield field, seed, sweet, and popcorn)
9	¹ Barley Cantaloupe Cotton Grain sorghum ⁵ Lentil (non- Clearfield) Lettuce Millet Oat Onion Peanut Pumpkin Rice Squash Sunflower Tobacco Watermelon	¹ Barley Broccoli Cabbage Cantaloupe Carrot Cotton Cucumber Grain sorghum ⁵ Lentil (non- Clearfield) Lettuce Millet Oat Onion Peanut Pepper Potato Pumpkin Rice Squash Sunflower Tobacco Tomato Turnip Watermelon
18	¹ Barley Broccoli Cabbage Carrot Cucumber Lentil (non- Clearfield) All other crops not listed in the Rotational Crop Restrictions	¹ Barley Canola (non- Clearfield) Condiment mustard Lentil (non- Clearfield) All other crops not listed in the Rotational Crop Restrictions
26	Canola (non- Clearfield) Condiment mustard ³ Sugar beet Table beet	² Sugar beet ² Table beet

¹ Refer to the following tables for rotational intervals for planting following **Beyond** application.

² In **Region 2**, sugar beets and table beets can be planted 18 months following an application of **Beyond** if the soil pH is uniformly 6.2 or greater. If the soil pH is less than 6.2, the rotational interval is 26 months. Sugar beet yields can be reduced when grown in soil conditions with a pH less than 6.2. If the soil is limed to adjust the soil pH, apply the lime at least 18 months before planting sugar beet or other rotational crops under the 18-month rotational interval.

³ For sugar beets grown in parts of Nebraska west of Highway 83, and Platte, Goshen, and Laramie counties in Wyoming, follow the sugar beet rotational crop restrictions for **Region 2** for sprinkler-irrigated fields only. If fields are dryland, flood or furrow irrigated, follow restrictions for **Region 1**. A minimum of 10 inches of overhead irrigation must be applied each season to qualify for **Region 2** guidelines.

⁴ Planting non-**Clearfield** spring or winter wheat in areas receiving less than 10 inches of precipitation from the time of **Beyond** application up until wheat planting may result in wheat injury. The possibility of injury increases if less than normal precipitation occurs from the time of application to planting and/or within the first 2 months after **Beyond** application.

⁵ In **Region 1** and **Region 2**, non-**Clearfield** lentil may be planted 9 months following an application of **Beyond** if no more than 5 fl ozs/A of **Beyond** has been applied and the soil pH is uniformly greater than 6.2.

Barley Rotational Interval based on pH, Moisture, and Tillage		Moldboard Plowing	
Region 1 and Region 2		NO	YES
pH and Rainfall requirements	>18 inches R+I AND pH >6.2	9 months	
	<18 inches R+I OR pH <6.2	18 months	9 months

Potato Rotational Interval based on pH and Moisture		
Region 2		
pH and Rainfall requirements	>18 inches R+I AND pH >6.2	9 months
	<18 inches R+I OR pH <6.2	18 months

Non-Clearfield® Wheat Rotational Interval based on pH, Moisture, and Tillage		Moldboard Plowing	
Region 1		NO	YES
pH and Rainfall requirements	>10 inches R+I AND pH >6.2	3 months	
	<10 inches R+I OR pH <6.2	15 months	3 months

Non-Clearfield Wheat Rotational Interval based on pH and Moisture		
Washington and selected counties in Idaho* and Oregon**		
pH and Rainfall requirements	>16 inches R+I AND pH >6.2	3 months
	<16 inches R+I OR pH <6.2	15 months
*Selected counties in Idaho - Benewah, Bonner, Boundary, Clearwater, Idaho, Kootenai, Latah, Lewis, Nez Perce, and Shoshone		
**Selected counties in Oregon - All but Malheur		

When taking soil samples to determine soil pH, use a grid sampling technique, sampling to a depth of 3 to 4 inches.

R+I = Rainfall and overhead irrigation from the time of **Beyond®** herbicide application up until time of barley, potato, or **Clearfield®** or **Clearfield® Plus** wheat planting. **Does not include furrow or flood irrigation.**

If the rainfall or pH requirements are not fully met, and barley or **Clearfield** or **Clearfield Plus** wheat is planted before the specified rotation interval, injury may be reduced by tillage, such as deep disking (greater than 6-inches deep) after crop harvest but before November 1.

The possibility of injury to barley or non-**Clearfield** wheat planted the next season increases **if less than normal precipitation occurs from time of application to planting and/or within the first two months after Beyond application.**

Furrow-irrigated and Flood-irrigated Crops

Following harvest of furrow-irrigated or flood-irrigated crops, thoroughly mix soil by plowing or deep disking to minimize the potential for herbicide carryover to the following crop.

Use of **Beyond** in accordance with label directions is expected to result in normal growth of rotational crops in most situations; however, various environmental and agronomic factors, such as arid conditions, make it impossible to eliminate all risks associated with the use of this product and, therefore, rotational crop injury is always possible.

USE PRECAUTIONS
In the event of a crop loss due to weather, dry beans, dry peas, Clearfield canola, Clearfield corn, Clearfield lentil, Clearfield and Clearfield Plus sunflower, Clearfield and Clearfield Plus wheat, peas (English), lima beans (succulent), snap beans, or soybeans can be replanted. DO NOT make an additional application of Beyond .
Application of products containing chlorimuron ethyl (Canopy® herbicide), metsulfuron-methyl (Harmony® Extra herbicide), imazaquin (Scepter® 70 DG herbicide), or imazethapyr (Pursuit® herbicide, Pursuit® Plus EC herbicide) the same year as Beyond may increase the risk of injury to sensitive rotational crops. Consult all pertinent labels for use of these products in combinations.
If arid conditions occur during the year of application, rotational crop injury may occur.

Conditions of Sale and Warranty

The **Directions For Use** of this product reflect the opinion of experts based on field use and tests. The directions are believed to be reliable and must be followed carefully. However, it is impossible to eliminate all risks inherently associated with the use of this product. Crop injury, ineffectiveness or other unintended consequences may result because of such factors as weather conditions, presence of other materials, or use of the product in a manner inconsistent with its labeling, all of which are beyond the control of BASF CORPORATION ("BASF") or the Seller. To the extent consistent with applicable law, all such risks shall be assumed by the Buyer.

BASF warrants that this product conforms to the chemical description on the label and is reasonably fit for the purposes referred to in the **Directions For Use**, subject to the inherent risks, referred to above.

TO THE EXTENT CONSISTENT WITH APPLICABLE LAW, BASF MAKES NO OTHER EXPRESS OR IMPLIED WARRANTY OF FITNESS OR MERCHANTABILITY OR ANY OTHER EXPRESS OR IMPLIED WARRANTY.

TO THE EXTENT CONSISTENT WITH APPLICABLE LAW, BUYER'S EXCLUSIVE REMEDY AND BASF'S EXCLUSIVE LIABILITY, WHETHER IN CONTRACT, TORT, NEGLIGENCE, STRICT LIABILITY, OR OTHERWISE, SHALL BE LIMITED TO REPAYMENT OF THE PURCHASE PRICE OF THE PRODUCT.

TO THE EXTENT CONSISTENT WITH APPLICABLE LAW, BASF AND THE SELLER DISCLAIM ANY LIABILITY FOR CONSEQUENTIAL, EXEMPLARY, SPECIAL OR INDIRECT DAMAGES RESULTING FROM THE USE OR HANDLING OF THIS PRODUCT.

BASF and the Seller offer this product, and the Buyer and User accept it, subject to the foregoing **Conditions of Sale and Warranty** which may be varied only by agreement in writing signed by a duly authorized representative of BASF.

1108

Uses with Other Products (Tank Mixes)

If this product is used in combination with any other product except as specifically instructed in writing by BASF, then to the extent consistent with applicable law, BASF shall have no liability for any loss, damage or injury arising out of its use in any such combination not so specifically specified. If used in combination as instructed by BASF, to the extent consistent with applicable law, the liability of BASF shall in no manner extend to any damage, loss or injury not directly caused by the inclusion of the BASF product in such combination use, and in any event, to the extent consistent with applicable law, shall be limited to return of the amount of the purchase price of the BASF product.

Banvel, Beyond, Clarity, Clearfield, Clearpath, Extreme, Newpath, Prowl, Pursuit, Raptor, and Scepter are registered trademarks of BASF.

Bronate Advanced and Olympus are trademarks of Bayer.

Buctril is a registered trademark of Bayer.

Canopy, Finesse, Harmony, and Staple are registered trademarks of E.I. duPont de Nemours and Co., Inc.

Curtail, FirstRate, Lorsban, Starane, and Stinger are registered trademarks of Dow AgroSciences LLC.

Furadan is a registered trademark of FMC Corporation.

© 2013 BASF Corporation
All rights reserved.

000241-00441.20130410b.NVA 2013-04-191-0021
Supersedes: NVA 2011-04-191-0107
Supplemental: NVA 2013-04-191-0035

BASF Corporation
26 Davis Drive
Research Triangle Park, NC 27709



The Chemical Company

Supplemental Label



Beyond[®]

Clearfield[®] Production System Herbicide

For use only on Clearfield[®] Plus sunflower and Clearfield[®] Plus wheat

This supplemental label expires June 30, 2016, and must not be used or distributed after this date.

Active Ingredient:

ammonium salt of imazamox: 2-[4,5-dihydro-4-methyl-4-(1-methylethyl)-5-oxo-1H-imidazol-2-yl]-5-(methoxymethyl)-3-pyridinecarboxylic acid* 12.1%

Other Ingredients: 87.9%

Total: 100.0%

*Equivalent to 11.4% 2-[4,5-dihydro-4-methyl-4-(1-methylethyl)-5-oxo-1H-imidazol-2-yl]-5-(methoxymethyl)-3-pyridinecarboxylic acid. 1 gallon contains 1.0 pound of active ingredient as the free acid.

EPA Reg. No. 241-441

Directions For Use

- It is a violation of federal law to use this product in a manner inconsistent with its labeling.
- The supplemental labeling and the entire **Beyond[®] herbicide** container label, EPA Reg. No. 241-441, must be in possession of the user at the time of application.
- Read the label affixed to the container for **Beyond** before applying.
- Use of **Beyond** according to this labeling is subject to the use precautions and limitations imposed by the label affixed to the container for **Beyond**.

Product Information

DO NOT tank mix organophosphate or carbamate insecticides with **Beyond** on **Clearfield[®]** or **Clearfield[®] Plus** crops unless otherwise specified in writing by BASF. When organophosphate (such as **Lorsban[®] insecticide**) or carbamate (such as **Furadan[®] insecticide**) insecticides are tank mixed with **Beyond**, temporary injury may result to the treated crop. Separate organophosphate and **Beyond** application by at least 7 days to reduce potential for injury.

Replanting

If replanting is necessary in a field previously treated with **Beyond**, the field may be replanted to beans (dry), **Clearfield** canola, **Clearfield** corn, **Clearfield** lentil, **Clearfield** and **Clearfield Plus** sunflower, **Clearfield** and **Clearfield Plus** wheat, peas (English),

peas (dry), lima beans (succulent), snap beans, or soybeans. Rework the soil no deeper than 2 inches. **DO NOT** apply a second treatment of **Beyond**. **DO NOT** apply **Extreme[®] herbicide**, **Pursuit[®] herbicide**, **Pursuit[®] Plus EC herbicide**, **Raptor[®] herbicide**, or **Scepter[®] herbicide** if soybeans are replanted.

Mixing Instructions

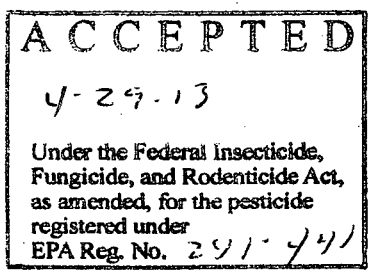
Crop oil concentrate or methylated seed oil may be used with **Beyond** on **Clearfield Plus** varieties of sunflower or wheat.

Use methylated seed oil or crop oil concentrate at 1 to 2 gallons/100 gallons of spray solution (1 to 2% volume/volume [v/v]).

Use HSOC at 0.5 gallon/100 gallons of spray solution (0.5% v/v).

Liquid Fertilizer as a Carrier

DO NOT apply **Beyond** in liquid fertilizer as a carrier except to **Clearfield** or **Clearfield Plus** spring wheat and **Clearfield** or **Clearfield Plus** winter wheat.



Weeds Controlled

When used as directed, **Beyond®** herbicide will control or suppress the following weeds in **Clearfield® Plus** spring wheat, sunflower, and winter wheat.

For tank mix recommendations and instructions for specific weed problems, go to the **Crop-specific Information** section of this label.

Broadleaf Weeds Controlled by Beyond® herbicide Alone or in a Sequential* Program

	Beyond Alone Postemergence	Prowl® 3.3 EC herbicide or Prowl® H ₂ O herbicide Soil- applied followed by Beyond* Postemergence
	4 to 6 fl ozs/A	
	Maximum Weed Size (inches)	
Beet, wild	3	3
Canola, volunteer (non-Clearfield®)	3	3
Chickweed, common	3	3 to 5
Cocklebur, common	3	3
Devil's claw	3	3
Filaree**	3	3
Flixweed	3	3
Jimsonweed	3	3 to 6
Knotweed, prostrate	3	3
Kochia***		1 to 4
Lambsquarters, common	3	3 to 5
Mallow, common	3	3
Venice	1	1
Marshelder	4	4
Mustard spp.	2 to 8	2 to 8
Nightshade, black	2 to 5	2 to 5
Eastern black	2 to 5	2 to 5
hairy	2 to 5	2 to 5

(continued)

Broadleaf Weeds Controlled by Beyond® herbicide Alone or in a Sequential* Program (continued)

	Beyond Alone Postemergence	Prowl® 3.3 EC herbicide or Prowl® H ₂ O herbicide Soil- applied followed by Beyond* Postemergence
	4 to 6 fl ozs/A	
	Maximum Weed Size (inches)	
Pennycress, field	3	3
Pigweed, redroot	3	3 to 8
smooth	3	3 to 8
spiny	3	3 to 5
Puncturevine		1 to 3
Purslane, common		1 to 3
Radish, wild	3	3 to 4
Shepherd's-purse	3	3
Smartweed, ladysthumb	2 to 5	2 to 5
Pennsylvania	2 to 5	2 to 5
Spurge, prostrate		3 to 4
Sunflower, wild or volunteer (non-Clearfield)	2 to 6	2 to 6
Tansymustard	3	3
Velvetleaf	3	3 to 8

* Soil-applied grass herbicide, such as **Prowl 3.3 EC** or **Prowl H₂O**, is followed by a postemergence application of **Beyond** at a broadcast rate of 4 to 6 fl ozs/acre. This sequential application of **Prowl 3.3 EC** or **Prowl H₂O** followed by **Beyond** only applies to **Clearfield Plus** sunflower.

** For optimal control of filaree, you must use at least 5 fl ozs/acre of **Beyond**.

*** Control of light-to-moderate populations of ALS-susceptible biotypes only

Broadleaf Weeds Suppressed by Beyond® herbicide Alone or in a Sequential* Program

	Beyond Alone Postemergence	Prowl® 3.3 EC herbicide or Prowl® H ₂ O herbicide Soil- applied followed by Beyond* Postemergence
	4 to 6 fl ozs/A Maximum Weed Size (inches)	
Bedstraw	3	3
Bindweed, field (seedling)	2 to 4	2 to 4
hedge (seedling)	2 to 4	2 to 4
Buckwheat, wild	1 to 3	1 to 3
Dandelion	3	3
Fiddleneck	3	3
Flax	2	2
Knotweed, prostrate	3	3
Lettuce, miner's	3	3
Mallow, Venice		1 to 4
Morningglory, entireleaf	3	3
ivyleaf	3	3
smallflower	3	3
tall	3	3
Ragweed, common	3	3
giant	3	3
Rocket, London	3	3
yellow	3	3
Sowthistle, annual	2 to 4	2 to 4
Spurge, prostrate	3	
Thistle, Canada	2 to 5	2 to 5
Russian (non- ALS-resistant)**	3	3

* Soil-applied grass herbicide, such as Prowl 3.3 EC or Prowl H₂O, is followed by a postemergence application of Beyond at a broadcast rate of 4 to 6 fl ozs/acre. This sequential application of Prowl 3.3 EC or Prowl H₂O followed by Beyond only applies to Clearfield® Plus sunflower.

** Control of light-to-moderate populations of ALS-susceptible biotypes only

Grass Weeds Controlled by Beyond® herbicide Alone or in a Sequential* Program

	Beyond Alone Postemergence	Prowl® 3.3 EC herbicide or Prowl® H ₂ O herbicide Soil- applied followed by Beyond* Postemergence
	4 to 6 fl ozs/A Weed Size [number of leaves (maximum tillers)]	
Barley, wild	2 to 4	2 to 4
Barnyardgrass	1 to 5 (1)	3 to 5
Blackgrass	1 to 4 (1)	1 to 4 (1)
Brome, California	1 to 5 (2)	
cheat	1 to 5 (2)	1 to 5 (2)
downy	1 to 5 (2)	1 to 5 (2)
Japanese	1 to 5 (2)	1 to 5 (2)
Canarygrass, littleseed	1 to 5 (2)	1 to 5 (2)
Cereals, volunteer barley	1 to 6 (1)	
oat	1 to 6 (1)	
wheat (non- Clearfield®)	1 to 4 (1)	
Corn, volunteer (non-Clearfield)	1 to 4	1 to 4
Crabgrass, large		1 to 4
smooth		1 to 4
Cupgrass, woolly***		1 to 4
Darnel, Persian	1 to 5 (2)	1 to 5 (2)
Foxtail, giant	1 to 6 (2)	1 to 6 (2)
green	1 to 6 (1)	1 to 6 (1)
yellow	1 to 6 (1)	1 to 6 (1)

(continued)

Grass Weeds Controlled by Beyond® herbicide Alone or in a Sequential* Program (continued)

	Beyond Alone Postemergence	Prowl® 3.3 EC herbicide or Prowl® H ₂ O herbicide Soil-applied followed by Beyond* Postemergence
	4 to 6 fl ozs/A	
	Weed Size [number of leaves (maximum tillers)]	
Goatgrass, jointed	1 to 5 (2)	1 to 5 (2)
Goosegrass		1 to 4 (1)
Johnsongrass, seedling	1 to 5 (1)	1 to 5 (1)
Millet, wild proso	2 to 4**	2 to 4
Oat, wild	1 to 5 (2)	1 to 5 (2)
Panicum, fall Texas	1 to 5	1 to 5
Rescuegrass	1 to 4 (1)	
Rye, feral or cereal	1 to 4 (1)	1 to 4 (1)
Ryegrass, Italian	1 to 4 (1)	1 to 4 (1)
Sandbur, field***		2 to 5
Shattercane	2 to 8	2 to 8
Signalgrass, broadleaf	2 to 5**	2 to 5
Stinkgrass		2 to 4
Witchgrass		2 to 5

* Soil-applied grass herbicide, such as **Prowl 3.3 EC** or **Prowl H₂O**, is followed by a postemergence application of **Beyond** at a broadcast rate of 4 to 6 fl ozs/acre. This sequential application of **Prowl 3.3 EC** or **Prowl H₂O** followed by **Beyond** only applies to **Clearfield® Plus** sunflower.

** Control of light-to-moderate populations only. For control of heavier populations, use a **sequential application** with a soil-applied grass herbicide, as described above.

*** For control, a dinitroaniline (DNA) herbicide, such as **Prowl 3.3 EC** or **Prowl H₂O**, must be soil-applied at a full labeled rate. This sequential application of **Prowl 3.3 EC** or **Prowl H₂O** followed by **Beyond** only applies to **Clearfield Plus** sunflower.

Grass Weeds and Sedges Suppressed by Beyond® herbicide Alone or in a Sequential* Program

	Beyond Alone Postemergence	Prowl® 3.3 EC herbicide or Prowl® H ₂ O herbicide Soil-applied followed by Beyond* Postemergence
	4 to 6 fl ozs/A	
	Weed Size [number of leaves (maximum tillers)]	
Grass Weeds		
Crabgrass, large	1 to 4 (1)	
Crabgrass, smooth	1 to 4 (1)	
Cupgrass, woolly	1 to 3	
Fescue, rattail	1 to 3	1 to 3
Goatgrass, jointed	6+ (3+)	6+ (3+)
Goosegrass	1 to 3	
Itchgrass		2 to 5
Johnsongrass, rhizome	1 to 5	1 to 5
Quackgrass		4 to 8
Stinkgrass	2 to 4	
Sedges		
Nutsedge, purple	1 to 3	1 to 3
Nutsedge, yellow	1 to 3	1 to 3

* Soil-applied grass herbicide, such as **Prowl 3.3 EC** or **Prowl H₂O**, is followed by a postemergence application of **Beyond** at a broadcast rate of 4 to 6 fl ozs/acre. This sequential application of **Prowl 3.3 EC** or **Prowl H₂O** followed by **Beyond** only applies to **Clearfield Plus** sunflower.

Crop-specific Information

This section grants rights necessary for applying **Beyond**® herbicide to fields planted with **Clearfield**® or **Clearfield**® Plus crops and provides directions for **Beyond** in specific crops.

PROVISIONS FOR REGISTERED **Clearfield**® AND **Clearfield**® Plus CROPS

Subject to the terms and conditions set forth on this label, BASF hereby grants to the purchaser, a limited, nonexclusive, revocable, nontransferable license under claims in Licensed Patents relating to applying imazamox herbicide to fields planted with any Registered **Clearfield** or **Clearfield Plus** Crop, in full accordance with the directions printed on this label, for the sole purposes of spraying or otherwise applying only **Beyond** to fields planted with such Registered **Clearfield** or **Clearfield Plus** Crop to produce grain for use or sale only as food or feed. Except as set forth above, no other license or right, whether express or implied, is granted to the purchaser under any Licensed Patents, including, without limitation, any right or license: (i) to spray or otherwise apply any herbicide other than **Beyond** to any Registered **Clearfield** or **Clearfield Plus** Crop or to the area where any Registered **Clearfield** or **Clearfield Plus** Crop is grown; (ii) to spray or otherwise apply **Beyond** on any seed or plant that is not a Registered **Clearfield** or **Clearfield Plus** Crop or to the area where such seeds or plants are grown; (iii) to conduct mutagenesis, crop breeding or research, or to generate herbicide registration data using **Beyond** or any Registered **Clearfield** or **Clearfield Plus** Crop; or (iv) under any claims in Licensed Patents to plant or grow Registered **Clearfield** or **Clearfield Plus** Crops.

"Licensed Patents" is defined as US Patent Nos. 6,121,203; 6,222,100; 7,232,942; and 7,807,882.

"Registered **Clearfield** or **Clearfield Plus** Crop" is defined as any seed or plant that contains a gene encoding an acetohydroxyacid synthase (AHAS) protein that confers tolerance upon such seed or plant to imidazolinone and/or sulfonyleurea herbicides sold by or authorized for sale by BASF, and on which **Beyond** is approved for use or application by all applicable regulatory agencies.

Clearfield® and **Clearfield**® Plus Sunflower

Beyond is effective in controlling weeds in conservation tillage and conventional tillage production systems. **Beyond** can be applied early postemergence in **Clearfield** or **Clearfield Plus** sunflower (imidazolinone-tolerant sunflower) varieties. Apply only

on selected sunflower varieties labeled as "**Clearfield** or **Clearfield Plus**" and warranted by the seed supplier to possess tolerance to direct application of **Beyond**. **DO NOT** apply **Beyond** to sunflower varieties that lack resistance/tolerance to imidazolinone herbicides. Contact your seed supplier, chemical dealer, or BASF to obtain information regarding **Clearfield** or **Clearfield Plus** sunflower varieties.

Apply **Beyond** as an early postemergence treatment when weeds are actively growing and before broadleaf weeds exceed a height of 3 inches and grass weeds exceed 4 to 5 leaves (unless otherwise indicated, refer to **Weeds Controlled** section for specific weed sizes). Under cold temperature conditions (less than 50° F maximum daytime temperature), weed control may be less than optimal. Make application when the majority of weeds are at the specified growth stage.

When adequate soil moisture is present, **Beyond** will provide residual activity of susceptible germinating weeds. Activity on established weeds depends on the weed species and the location of its root system in the soil.

Occasionally, reduction in plant height or temporary yellowing of crop plants may occur following **Beyond** applications. These effects can be more pronounced if crops are growing under stressful environmental conditions. These effects are temporary. Normal growth and appearance should resume within 1 to 2 weeks.

Application Timing

For best weed control and to provide the highest crop competitive advantage, apply **Beyond** to actively growing **Clearfield** or **Clearfield Plus** sunflower. Plant a locally adapted **Clearfield** or **Clearfield Plus** sunflower variety at the normal seeding rate for your geography. Apply **Beyond** to **Clearfield** or **Clearfield Plus** sunflower after the first pair of true leaves has unfolded and up to, and including, when the fourth pair of leaves is unfolded (2-leaf to 8-leaf stage); refer to **Weeds Controlled** section for specific weed sizes.

Use Rate

Apply **Beyond** postemergence only at 0.031 lb imazamox ae/acre (4 fl ozs **Beyond**/acre). At this rate, 1 gallon of **Beyond** will treat 32 acres of **Clearfield** or **Clearfield Plus** sunflower. The use of a soil-applied grass herbicide like **Prowl**® 3.3 EC herbicide or **Prowl**® H₂O herbicide is recommended before **Beyond** application.

Nonionic surfactant **AND** nitrogen-based fertilizer **MUST** be added to the spray solution for optimum weed control. See **Adjuvants** section under

Mixing Instructions on the **Beyond**® herbicide container label for specific instructions.

Clearfield® **Plus Sunflower**. For improved weed control, crop oil concentrate or methylated seed oil may be substituted for nonionic surfactant. The use of COC or MSO in place of NIS in **Clearfield Plus** sunflower may increase crop response. When **Beyond** is tank mixed with another herbicide, using COC or MSO in **Clearfield Plus** sunflower is only recommended when a **Beyond** tank mix partner allows the use of COC or MSO.

DO NOT use COC or MSO with **Beyond** on **Clearfield**® sunflower.

Crop-specific Restrictions and Limitations

- **DO NOT** apply more than 0.031 lb imazamox ae/acre (4 fl ozs **Beyond**/acre) during the growing season.

Clearfield® and **Clearfield**® **Plus Spring Wheat**

Beyond can be applied early postemergence on **Clearfield** or **Clearfield Plus** wheat (imidazolinone-tolerant wheat) varieties. Apply only on selected spring wheat varieties labeled "**Clearfield** or **Clearfield Plus**" and warranted by the seed supplier to possess tolerance to direct application of certain imidazolinone herbicides. **DO NOT** apply **Beyond** to wheat varieties that lack resistance/tolerance to imidazolinone herbicides. Contact your seed supplier, chemical dealer, or BASF to obtain information regarding **Clearfield** or **Clearfield Plus** wheat varieties.

Apply **Beyond** as an early postemergence treatment when weeds are actively growing and before broadleaf weeds exceed a height of 3 inches and grass weeds exceed 4 to 5 leaves (unless otherwise indicated). Under cold temperature conditions (less than 40° F maximum daytime temperature), weed control may be less than optimal. A thin stand of wheat may result in unacceptable weed control.

Beyond is effective in controlling weeds in conservation tillage and conventional tillage production systems. Delay application until the majority of weeds are at the specified growth stage. When a mixture of grass and broadleaf weeds are present, time application to the grass weeds for optimum control.

When adequate soil moisture is present, **Beyond** will provide residual activity of susceptible germinating weeds. Activity on established weeds depends on the weed species and the location of its root system in the soil.

Occasionally, reduction in plant height or temporary yellowing of crop plants may occur following **Beyond** applications. These effects can be more pronounced in

spray overlap areas and/or if crops are growing under stressful environmental conditions (such as, but not limited to, drought, excessive moisture, improper fertility, improper varietal adaptation, poor planting conditions, etc.). To avoid possible crop injury, **DO NOT** apply **Beyond** to **Clearfield** or **Clearfield Plus** wheat when extreme cold temperatures (less than 40° F maximum daytime temperature) are expected within 1 week of application. Crop response associated with stress conditions and overlaps is the responsibility of the user.

Application Timing

Weed control is optimized when **Beyond** is applied to actively growing wheat. Plant a locally adapted **Clearfield** or **Clearfield Plus** variety at the normal seeding rate for your geography. Apply **Beyond** to **Clearfield** or **Clearfield Plus** spring wheat after tiller initiation has begun and before the jointing stage of growth (and when the weeds are at the appropriate size). See **Weeds Controlled** section for specific weed growth stages.

Use Rate

Apply 0.031 to 0.039 lb imazamox ae/acre (4 to 5 fl ozs **Beyond**/acre). See **Weeds Controlled** section for detailed use rate specifications.

Adjuvants and Spray Carrier

Nonionic surfactant **AND** nitrogen-based fertilizer **MUST** be added to the spray solution for optimum weed control.

Clearfield Plus Spring Wheat. For improved weed control, crop oil concentrate or methylated seed oil may be substituted for nonionic surfactant. The use of COC or MSO in place of NIS in **Clearfield Plus** spring wheat may increase crop response. When **Beyond** is tank mixed with another herbicide, using COC or MSO in **Clearfield Plus** spring wheat is only recommended when a **Beyond** tank mix partner allows the use of COC or MSO. See **Adjuvants** section under **Mixing Instructions** on the **Beyond** container label for specific instructions.

DO NOT use COC or MSO with **Beyond** on **Clearfield** spring wheat.

Liquid Fertilizer as a Carrier. **Beyond** may be applied to **Clearfield** or **Clearfield Plus** spring wheat in a water/liquid fertilizer solution with at least 50% water. Add NIS at 1 quart/100 gallons of spray solution (0.25% v/v). Some crop leaf burn from the fertilizer may occur. The use of COC, HSOC, or MSO in place of NIS may increase crop response.

Crop-specific Restrictions and Limitations

- **DO NOT** apply more than 0.039 lb imazamox ae/acre (5 fl ozs **Beyond**® herbicide/acre) during the growing season.
- There are no restrictions following an application of **Beyond** for feeding or grazing of wheat forage and hay.

Specific Weed Problems in Clearfield® and Clearfield® Plus Spring Wheat

Feral rye (cereal, volunteer rye). **Beyond** suppresses emerged feral rye only. Apply to feral rye before the first tiller forms. When feral rye develops tillers, suppression is significantly reduced.

Italian ryegrass. **Beyond** suppresses emerged Italian ryegrass only. Under favorable growing conditions, ryegrass may germinate over several weeks.

Kochia. Naturally occurring ALS/AHAS-resistant biotypes of kochia are common in wheat fields. In many cases, a tank mixture with **Beyond** will be required for acceptable control. Apply **Beyond** in a tank mixture with a herbicide(s) labeled to control kochia (e.g. **Clarity**® herbicide + 2,4-D). Apply to kochia 2-inches tall or less.

Wild buckwheat. For enhanced control of wild buckwheat, add **Starane**® herbicide or **Clarity** to the tank mixture. Apply to wild buckwheat with no more than 2 true leaves.

Wild oat. **Beyond** controls emerged wild oats only. Under favorable growing conditions, wild oats may germinate over several weeks. **Beyond** does not provide residual control of wild oat.

Tank Mix Herbicides

Tank mix herbicides recommended for postemergence applications of **Beyond** on **Clearfield** or **Clearfield Plus** wheat varieties are:

- **Clarity**
- **Banvel**® herbicide
- **Bronate Advanced**™ herbicide (bromoxynil + MCPA)
- **Buctril**® herbicide
- **Curtail**® M herbicide
- **Starane**
- 2,4-D ester
- MCPA

Limit bromoxynil applications (**Bronate Advanced** or **Buctril**) to 0.5 lb/acre active ingredient when tank mixed with **Beyond**.

When broadleaf herbicides are tank mixed with **Beyond**, weed control, particularly grass weeds, may be reduced.

ALS/AHAS enzyme-inhibiting herbicides should not be tank mixed with Beyond. Beyond tank mixes with ALS/AHAS-inhibiting herbicides may result in unacceptable crop response.

When **Beyond** is used in combination with another herbicide, refer to the respective label for rates, methods, and proper timing of application, weeds controlled, restrictions, and precautions. Always use in accordance with the most restrictive label use directions and precautions.

Clearfield® and Clearfield® Plus Winter Wheat

Beyond can be applied early postemergence on **Clearfield** or **Clearfield Plus** wheat (imidazolinone-tolerant wheat) varieties. Apply only on selected winter wheat varieties labeled "**Clearfield** or **Clearfield Plus**" and warranted by the seed supplier to possess tolerance to direct application of certain imidazolinone herbicides. **DO NOT** apply **Beyond** to wheat varieties that lack resistance/tolerance to imidazolinone herbicides. Contact your seed supplier, chemical dealer, or BASF to obtain information regarding **Clearfield** or **Clearfield Plus** wheat varieties.

Apply **Beyond** as an early postemergence treatment when weeds are actively growing and before broadleaf weeds exceed a height of 3 inches and grass weeds exceed 4 to 5 leaves (unless otherwise indicated). Under cold temperature conditions (less than 40° F maximum daytime temperature), weed control may be less than optimal. A thin stand of wheat may result in unacceptable weed control.

Beyond is effective in controlling weeds in conservation tillage and conventional tillage production systems. **Beyond** can be applied in the fall/winter or spring for winter or spring annual weed control, respectively. Delay application until the majority of weeds are at the specified growth stage. When a mixture of grass and broadleaf weeds are present, time application to grass weeds for optimum control.

When adequate soil moisture is present, **Beyond** will provide residual activity of susceptible germinating weeds. Activity on established weeds depends on the weed species and the location of its root system in the soil.

Occasionally, reduction in plant height or temporary yellowing of crop plants may occur following **Beyond** applications. These effects can be more pronounced in spray overlap areas and/or if crops are growing under stressful environmental conditions (such as, but not limited to, drought, excessive moisture, improper fertility, improper varietal adaptation, poor planting

conditions, etc.). To avoid possible crop injury, **DO NOT** apply **Beyond**® herbicide to **Clearfield**® or **Clearfield**® **Plus** wheat when extreme cold temperatures (less than 40° F maximum daytime temperature) are expected within 1 week of application. Crop response associated with stress conditions and overlaps is the responsibility of the user.

Application Timing

Weed control is optimized when **Beyond** is applied to actively growing wheat. Plant a locally adapted **Clearfield** or **Clearfield Plus** variety at the normal seeding rate for your geography. Apply **Beyond** to **Clearfield** or **Clearfield Plus** winter wheat after tiller initiation has begun and before the jointing stage of growth (and when the weeds are at the appropriate size). See **Weeds Controlled** section for specific weed growth stages.

Use Rate

Apply 0.031 to 0.047 lb imazamox ae/A (4 to 6 fl ozs **Beyond**/acre). See **Weeds Controlled** section for detailed use rate specifications.

Adjuvants and Spray Carrier

Nonionic surfactant **AND** nitrogen-based fertilizer **MUST** be added to the spray solution for optimum weed control. See **Adjuvants** section under **Mixing Instructions** on the **Beyond** container label for specific instructions.

Clearfield Plus Winter Wheat. For improved weed control, crop oil concentrate or methylated seed oil may be substituted for nonionic surfactant. The use of COC or MSO in place of NIS in **Clearfield Plus** winter wheat may increase crop response. When **Beyond** is tank mixed with another herbicide, using COC or MSO in **Clearfield Plus** winter wheat is only recommended when a **Beyond** tank mix partner allows the use of COC or MSO.

DO NOT use COC or MSO with **Beyond** on **Clearfield** winter wheat.

Liquid Fertilizer as a Carrier. **Beyond** may be applied to **Clearfield** or **Clearfield Plus** winter wheat in a water/liquid fertilizer solution with at least 50% water. Add NIS at 1 quart/100 gallons of spray solution (0.25% v/v). Some crop leaf burn from the fertilizer may occur. The use of COC, HSOC, or MSO in place of NIS may increase crop response.

Crop-specific Restrictions and Limitations

- **DO NOT** apply more than 0.062 lb imazamox ae/acre (8 fl ozs **Beyond**/acre) during the growing season.
- There are no restrictions following an application of **Beyond** for feeding or grazing of wheat forage and hay.

- Application of **Beyond** to weeds that have been grazed may result in reduced weed control. For optimum weed control, allow a period of 7 days between the end of grazing and **Beyond** application for weed regrowth to occur. Under cold conditions, wait until new growth of weeds is evident before applying **Beyond** in fields that have been grazed.

Specific Weed Problems in Clearfield and Clearfield Plus Winter Wheat

Beyond is most effective for grass control when applied in the fall. If summer annual broadleaf weeds germinate in the spring (following a fall application of **Beyond**), a broadleaf herbicide may need to be applied. If the **Beyond** application is made in the spring, the broadleaf herbicide may be tank mixed with **Beyond**.

For improved control of grass weeds, such as feral rye (suppression), Italian ryegrass (suppression), cheat and downy brome, use higher rates of nitrogen fertilizer (up to 50% of the spray solution). Higher rates of nitrogen can improve weed control with **Beyond**, especially under drought stress conditions, but additional crop response may be observed. *AMS/nitrogen substitutes are not recommended when targeting hard-to-control weeds.*

Cheat and downy brome. Sequential applications of **Beyond** may be needed to control subsequent germination flushes.

Feral rye (cereal, volunteer rye). **Beyond** suppresses emerged feral rye only. Apply to feral rye before the first tiller forms. When feral rye develops tillers, suppression is significantly reduced. If feral rye germinates in the fall, an application of **Beyond** in the fall will provide the best suppression. If feral rye germinates following an application of **Beyond** in the fall, a spring application may be necessary for suppression of subsequent germination flushes. Use two applications of **Beyond** for the best suppression of feral rye.

Italian ryegrass. **Beyond** suppresses emerged Italian ryegrass only. Under favorable growing conditions, ryegrass may germinate over several weeks (especially in the southern U.S.). **Beyond** does not provide residual control of Italian ryegrass. Because of the potential for multiple germination flushes, Italian ryegrass suppression in New Mexico, Oklahoma, and Texas may not be satisfactory. Optimum application timing is to ryegrass with 3 to 4 leaves and before the first tiller. Suppression is reduced when tillers develop. In the Pacific Northwest, a spring application of 6 fl ozs/A of **Beyond** is specified for the most consistent suppression. If Italian ryegrass germinates following a fall application, a spring application may be necessary. Apply the higher specified rate when Italian

ryegrass is at the maximum specified size, or to heavy grass weed populations.

Kochia. Naturally occurring ALS/AHAS-resistant biotypes of kochia are common in wheat fields. In many cases, a tank mixture with **Beyond®** herbicide will be required for acceptable control. If **Beyond** is applied in the spring, apply **Beyond** in a tank mixture with a herbicide(s) labeled to control kochia (e.g. **Clarity®** herbicide + 2,4-D). Apply to kochia 2-inches tall or less.

Wild buckwheat. For enhanced control of wild buckwheat, add **Starane®** herbicide or **Clarity** to the tank mixture. Apply to wild buckwheat with no more than 2 true leaves.

Wild oat. **Beyond** controls emerged wild oats only. Under favorable growing conditions, wild oats may germinate over several weeks (especially in the southern U.S.). **Beyond** does not provide residual control of wild oat. Because of the potential for multiple germination flushes, wild oat control in New Mexico, Oklahoma, and Texas may not be satisfactory.

Tank Mix Herbicides

Tank mix herbicides recommended for postemergence applications of **Beyond** on **Clearfield®** or **Clearfield® Plus** wheat varieties are:

- **Clarity**
- **Banvel®** herbicide
- **Bronate Advanced™** herbicide (bromoxynil + MCPA)
- **Buctril®** herbicide
- **Curtail® M** herbicide
- **Starane**
- 2,4-D ester
- MCPA

Limit bromoxynil applications (**Bronate Advanced** or **Buctril**) to 0.5 lb/acre active ingredient when tank mixed with **Beyond**.

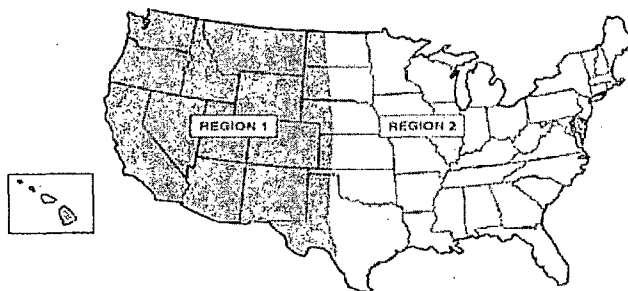
When broadleaf herbicides are tank mixed with **Beyond**, weed control, particularly grass weeds, may be reduced.

ALS/AHAS enzyme-inhibiting herbicides should not be tank mixed with Beyond. **Beyond** tank mixes with ALS/AHAS-inhibiting herbicides may result in unacceptable crop response.

When **Beyond** is used in combination with another herbicide, refer to the respective label for rates, methods, and proper timing of application, weeds controlled, restrictions, and precautions. Always use in accordance with the most restrictive label use directions and precautions.

Rotational Crop Restrictions

Rotational crops may be planted after applying the specified rate of **Beyond** in **Region 1** and **Region 2**, as indicated on the map.



- **Region 1** - States and parts of states WEST of US Highway 83 (Arizona, California, Colorado, Hawaii, Idaho, Montana, Nevada, New Mexico, Oregon, Utah, Washington, Wyoming, and western parts of Kansas, Nebraska, North Dakota, Oklahoma, South Dakota, and Texas)
- **Region 2** - States and parts of states EAST of US Highway 83 (includes the eastern parts of Kansas, Nebraska, North Dakota, Oklahoma, South Dakota, and Texas, and the states east of these states)

Rotational Interval (months) following Beyond[®] herbicide Application

Plant-back Interval (months)	Region 1	Region 2
Anytime	Clearfield[®] canola Clearfield corn (field and seed) Clearfield lentil Clearfield rice Clearfield and Clearfield[®] Plus sunflower Clearfield and Clearfield Plus wheat Dry beans and dry peas except non- Clearfield lentil English peas Lima beans (succulent) Snap beans Soybeans	Clearfield canola Clearfield corn (field and seed) Clearfield lentil Clearfield rice Clearfield and Clearfield Plus sunflower Clearfield and Clearfield Plus wheat Dry beans and dry peas except non- Clearfield lentil English peas Lima beans (succulent) Snap beans Soybeans
3	Alfalfa ^{1, 4} Wheat (non- Clearfield)	Alfalfa ⁴ Wheat (non- Clearfield)
4	Rye	Rye
8-1/2	Corn (non- Clearfield field, seed, sweet, and popcorn)	Corn (non- Clearfield field, seed, sweet, and popcorn)
9	¹ Barley Cantaloupe Cotton Grain sorghum ⁵ Lentil (non- Clearfield) Lettuce Millet Oat Onion Peanut Pumpkin Rice Squash Sunflower Tobacco Watermelon	¹ Barley Broccoli Cabbage Cantaloupe Carrot Cotton Cucumber Grain sorghum ⁵ Lentil (non- Clearfield) Lettuce Millet Oat Onion Potato Pumpkin Rice Squash Sunflower Tobacco Tomato Turnip Watermelon
18	¹ Barley Broccoli Cabbage Carrot Cucumber Lentil (non- Clearfield) All other crops not listed in the Rotational Crop Restrictions	¹ Barley Canola (non- Clearfield) Condiment mustard Lentil (non- Clearfield) All other crops not listed in the Rotational Crop Restrictions
26	Canola (non- Clearfield) Condiment mustard ³ Sugar beet Table beet	² Sugar beet ² Table beet

- ¹ Refer to the following tables for rotational intervals for planting following **Beyond**[®] herbicide application.
- ² In **Region 2**, sugar beets and table beets can be planted 18 months following an application of **Beyond** if the soil pH is uniformly 6.2 or greater. If the soil pH is less than 6.2, the rotational interval is 26 months. Sugar beet yields can be reduced when grown in soil conditions with a pH less than 6.2. If the soil is limed to adjust the soil pH, apply the lime at least 18 months before planting sugar beet or other rotational crops under the 18-month rotational interval.
- ³ For sugar beets grown in parts of Nebraska west of Highway 83, and Platte, Goshen, and Laramie counties in Wyoming, follow the sugar beet rotational crop restrictions for **Region 2** for sprinkler-irrigated fields only. If fields are dryland, flood or furrow irrigated, follow restrictions for **Region 1**. A minimum of 10 inches of overhead irrigation must be applied each season to qualify for **Region 2** guidelines.
- ⁴ Planting non-**Clearfield**[®] spring or winter wheat in areas receiving less than 10 inches of precipitation from the time of **Beyond** application up until wheat planting may result in wheat injury. The possibility of injury increases if less than normal precipitation occurs from the time of application to planting and/or within the first 2 months after **Beyond** application.
- ⁵ In **Region 1** and **Region 2**, non-**Clearfield** lentil may be planted 9 months following an application of **Beyond** if no more than 5 fl ozs/A of **Beyond** has been applied and the soil pH is uniformly greater than 6.2.

Barley Rotational Interval based on pH, Moisture, and Tillage		Moldboard Plowing	
Region 1 and Region 2		NO	YES
pH and Rainfall requirements	>18 inches R+I AND pH >6.2	9 months	
	<18 inches R+I OR pH <6.2	18 months	9 months

Potato Rotational Interval based on pH and Moisture		
Region 2		
pH and Rainfall requirements	>18 inches R+I AND pH >6.2	9 months
	<18 inches R+I OR pH <6.2	18 months

Non-Clearfield Wheat Rotational Interval based on pH, Moisture, and Tillage		Moldboard Plowing	
Region 1		NO	YES
pH and Rainfall requirements	>10 inches R+I AND pH >6.2	3 months	
	<10 inches R+I OR pH <6.2	15 months	3 months

Non-Clearfield Wheat Rotational Interval based on pH and Moisture		
Washington and selected counties in Idaho* and Oregon**		
pH and Rainfall requirements	>16 inches R+I AND pH >6.2	3 months
	<16 inches R+I OR pH <6.2	15 months
* Selected counties in Idaho - Benewah, Bonner, Boundary, Clearwater, Idaho, Kootenai, Latah, Lewis, Nez Perce, and Shoshone		
** Selected counties in Oregon - All but Malheur		

When taking soil samples to determine soil pH, use a grid sampling technique, sampling to a depth of 3 to 4 inches.

R+I = Rainfall and overhead irrigation from the time of **Beyond** application up until time of barley, potato, or **Clearfield** or **Clearfield**[®] **Plus** wheat planting. **Does not include furrow or flood irrigation.**

If the rainfall or pH requirements are not fully met, and barley or **Clearfield** or **Clearfield Plus** wheat is planted before the specified rotation interval, injury may be reduced by tillage, such as deep disking (greater than 6-inches deep) after crop harvest but before November 1.

The possibility of injury to barley or non-**Clearfield** wheat planted the next season increases if **less than normal precipitation occurs from time of application to planting and/or within the first two months after Beyond application.**

Furrow-irrigated and Flood-irrigated Crops

Following harvest of furrow-irrigated or flood-irrigated crops, thoroughly mix soil by plowing or deep disking to minimize the potential for herbicide carryover to the following crop.

Use of **Beyond**® herbicide in accordance with label directions is expected to result in normal growth of rotational crops in most situations; however, various environmental and agronomic factors, such as arid conditions, make it impossible to eliminate all risks associated with the use of this product and, therefore, rotational crop injury is always possible.

USE PRECAUTIONS

In the event of a crop loss due to weather, dry beans, dry peas, **Clearfield**® canola, **Clearfield** corn, **Clearfield** lentil, **Clearfield** and **Clearfield**® Plus sunflower, **Clearfield** and **Clearfield Plus** wheat, peas (English), lima beans (succulent), snap beans, or soybeans can be replanted. **DO NOT** make an additional application of **Beyond**.

Application of products containing chlorimuron ethyl (**Canopy**® herbicide), metsulfuron-methyl (**Harmony**® Extra herbicide), imazaquin (**Scepter**® 70 DG herbicide), or imazethapyr (**Pursuit**® herbicide, **Pursuit**® Plus EC herbicide) the same year as **Beyond** may increase the risk of injury to sensitive rotational crops. Consult all pertinent labels for use of these products in combinations.

If arid conditions occur during the year of application, rotational crop injury may occur.

Conditions of Sale and Warranty

The **Directions For Use** of this product reflect the opinion of experts based on field use and tests. The directions are believed to be reliable and must be followed carefully. However, it is impossible to eliminate all risks inherently associated with the use of this product. Crop injury, ineffectiveness or other unintended consequences may result because of such factors as weather conditions, presence of other materials, or use of the product in a manner inconsistent with its labeling, all of which are beyond the control of BASF CORPORATION ("BASF") or the Seller. To the extent consistent with applicable law, all such risks shall be assumed by the Buyer.

BASF warrants that this product conforms to the chemical description on the label and is reasonably fit for the purposes referred to in the **Directions For Use**, subject to the inherent risks, referred to above.

TO THE EXTENT CONSISTENT WITH APPLICABLE LAW, BASF MAKES NO OTHER EXPRESS OR IMPLIED WARRANTY OF FITNESS OR MERCHANTABILITY OR ANY OTHER EXPRESS OR IMPLIED WARRANTY.

TO THE EXTENT CONSISTENT WITH APPLICABLE LAW, BUYER'S EXCLUSIVE REMEDY AND BASF'S EXCLUSIVE LIABILITY, WHETHER IN CONTRACT, TORT, NEGLIGENCE, STRICT LIABILITY, OR OTHERWISE, SHALL BE LIMITED TO REPAYMENT OF THE PURCHASE PRICE OF THE PRODUCT.

TO THE EXTENT CONSISTENT WITH APPLICABLE LAW, BASF AND THE SELLER DISCLAIM ANY LIABILITY FOR CONSEQUENTIAL, EXEMPLARY, SPECIAL OR INDIRECT DAMAGES RESULTING FROM THE USE OR HANDLING OF THIS PRODUCT.

BASF and the Seller offer this product, and the Buyer and User accept it, subject to the foregoing **Conditions of Sale and Warranty** which may be varied only by agreement in writing signed by a duly authorized representative of BASF.

1108

Banvel, Beyond, Clarity, Clearfield, Extreme, Prowl, Pursuit, Raptor, and Scepter are registered trademarks of BASF.

Bronate Advanced is a trademark of Bayer.

Buctril is a registered trademark of Bayer.

Canopy and Harmony are registered trademarks of E.I. duPont de Nemours and Co., Inc.

Curtail, Lorsban, and Starane, are registered trademarks of Dow AgroSciences LLC.

Furadan is a registered trademark of FMC Corporation.

© 2013 BASF Corporation
All rights reserved.

000241-00441.20130409b.NVA 2013-04-191-0035

Based on: NVA 2013-04-191-0021

BASF Corporation
26 Davis Drive
Research Triangle Park, NC 27709



The Chemical Company