

241-441

5/25/2010

1/25



U.S. ENVIRONMENTAL PROTECTION AGENCY

Office of Pesticide Programs
Registration Division (7505P)
1200 Pennsylvania Ave., N.W.
Washington, D.C. 20460

EPA Reg. Number:

241-441

Date of Issuance:

MAY 25 2010
MAY 25 2010

NOTICE OF PESTICIDE:

X Registration
Reregistration
(under FIFRA, as amended)

Term of Issuance:

Unconditional

Name of Pesticide Product:

Beyond

Name and Address of Registrant (include ZIP Code):

BASF Corporation Crop Protection
26 Davis Drive
Research Triangle Park, NC 27709-3528

Note: Changes in labeling differing in substance from that accepted in connection with this registration must be submitted to and accepted by the Registration Division prior to use of the label in commerce. In any correspondence on this product always refer to the above EPA registration number.

On the basis of information furnished by the registrant, the above named pesticide is hereby registered/reregistered under the Federal Insecticide, Fungicide and Rodenticide Act.

Registration is in no way to be construed as an endorsement or recommendation of this product by the Agency. In order to protect health and the environment, the Administrator, on his motion, may at any time suspend or cancel the registration of a pesticide in accordance with the Act. The acceptance of any name in connection with the registration of a product under this Act is not to be construed as giving the registrant a right to exclusive use of the name or to its use if it has been covered by others.

This product is conditionally registered in accordance with FIFRA section 3(c)(5) provided that you:

- 1. Submit and/or cite all data required for registration of your product under FIFRA sec 3(c)(5) when the Agency requires all registrants of similar products to submit such data; and submit acceptable responses required for registration review of your product under FIFRA.
2. Add the batch number to all non-refillable product containers.
3. Add the Product Registration Number to EPA Reg. No. 241-441.
4. Submit one copy of the revised final printed label for the record before the product is released for shipment.

If these conditions are not complied with, the registration will be subject to cancellation in accordance with FIFRA section 6(e). Your release for shipment of the product constitutes


acceptance of these conditions.

A stamped copy of the label is enclosed for your records.

For additional assistance in this matter, please contact Phil Errico at 703-305-6663/
errico.philip@epa.gov .

Enclosure: Stamped copy of label with EPA Reg. No. 241-441 with comments.

Signature of Approving Official:



James A. Tompkins (25)
Herbicide Branch, Registration Division (7505P)

Date:


MAY 25 2010



ACCEPTED
with COMMENTS
in EPA Letter Dated

MAY 25 2010

Under the Federal Insecticide,
Fungicide, and Rodenticide Act
as amended, for the pesticide
registered under EPA Reg. No.
241-441



BEYOND®

HERBICIDE | CLEARFIELD® PRODUCTION SYSTEM

For use on CLEARFIELD® canola, CLEARFIELD lentil, CLEARFIELD rice,
CLEARFIELD sunflower, and CLEARFIELD wheat

Apply only on CLEARFIELD canola, lentil, rice, sunflower, and wheat varieties.

Active Ingredient:

ammonium salt of imazamox: 2-[4,5-dihydro-4-methyl-4-(1-methylethyl)-
5-oxo-1H-imidazol-2-yl]-5-(methoxymethyl)-3-pyridinecarboxylic acid* 12.1%

Other Ingredients: 87.9%

Total: 100.0%

*Equivalent to 11.4% 2-[4,5-dihydro-4-methyl-4-(1-methylethyl)-5-oxo-1H-imidazol-2-yl]-5-(methoxymethyl)-3-pyridinecarboxylic acid.
1 gallon contains 1.0 pound of active ingredient as the free acid.

U.S. Patent No. 5,334,576

EPA Reg. No. 241-~~xxx~~ 771

EPA Est. No.

KEEP OUT OF REACH OF CHILDREN CAUTION/PRECAUCIÓN

Si usted no entiende la etiqueta, busque a alguien para que se la explique a usted en detalle. (If you do not understand this label, find someone to explain it to you in detail.)

See inside for complete **First Aid, Precautionary Statements, Directions For Use, Conditions of Sale and Warranty**, and state-specific crop and/or use site restrictions.

In case of an emergency endangering life or property involving this product, call day or night 1-800-832-HELP (4357).

Net Contents:

BASF Corporation
26 Davis Drive, Research Triangle Park, NC 27709

FIRST AID	
If on skin or clothing	<ul style="list-style-type: none"> • Take off contaminated clothing. • Rinse skin immediately with plenty of water for 15 to 20 minutes. • Call a poison control center or doctor for treatment advice.
If in eyes	<ul style="list-style-type: none"> • Hold eyes open and rinse slowly and gently with water for 15 to 20 minutes. • Remove contact lenses, if present, after first 5 minutes; then continue rinsing eyes. • Call a poison control center or doctor for treatment advice.
If inhaled	<ul style="list-style-type: none"> • Move person to fresh air. • If person is not breathing, call 911 or an ambulance; then give artificial respiration, preferably mouth to mouth if possible. • Call a poison control center or doctor for further treatment advice.
HOTLINE NUMBER	
<p>Have the product container or label with you when calling a poison control center or doctor or going for treatment. You may also contact BASF Corporation for emergency medical treatment information: 1-800-832-HELP (4357).</p>	

Precautionary Statements

Hazards to Humans and Domestic Animals

CAUTION. Harmful if absorbed through skin or inhaled. Avoid breathing spray mist. Avoid contact with skin, eyes or clothing.

Personal Protective Equipment (PPE)

Some materials that are chemically resistant to this product are listed below. For more options, refer to **Category A** on an EPA chemical-resistance category selection chart.

Applicators and other handlers must wear:

- Long-sleeved shirt and long pants
- Chemical-resistant gloves, such as butyl rubber ≥ 14 mils, or natural rubber ≥ 14 mils, or neoprene rubber ≥ 14 mils, or nitrile rubber ≥ 14 mils
- Shoes plus socks

Follow the manufacturer's instructions for cleaning and maintaining PPE. If no such instructions for washables exist, use detergent and hot water. Keep and wash PPE separately from other laundry.

USER SAFETY RECOMMENDATIONS

Users should:

- Wash hands before eating, drinking, chewing gum, using tobacco, or using the toilet.
- Remove clothing/PPE immediately if pesticide gets inside. Then wash thoroughly and put on clean clothing.

Environmental Hazards

This pesticide may be hazardous to plants outside the treated area. **DO NOT** apply directly to water, or to areas where surface water is present, or to intertidal areas below the mean high water mark except as directed in this label. Off-site movement from spray drift, volatilization, and runoff may be hazardous to neighboring crops and vegetative habitat utilized for food and cover by wildlife and aquatic organisms. **DO NOT** contaminate water when disposing of equipment washwaters.

In Case of Emergency

In case of large-scale spillage regarding this product, call:

- CHEMTREC 1-800-424-9300
- BASF Corporation 1-800-832-HELP (4357)

In case of medical emergency regarding this product, call:

- Your local doctor for immediate treatment
- Your local poison control center (hospital)
- BASF Corporation 1-800-832-HELP (4357)

Steps to be taken in case material is released or spilled:

- Dike and contain the spill with inert material (sand, earth, etc.) and transfer liquid and solid diking material to separate containers for disposal.
- Remove contaminated clothing, and wash affected skin areas with soap and water.
- Wash clothing before reuse.
- Keep the spill out of all sewers and open bodies of water.

Directions For Use

It is a violation of federal law to use this product in a manner inconsistent with its labeling. This label must be in the possession of the user at the time of pesticide application.

DO NOT apply this product in a way that will contact workers or other persons, either directly or through drift. Only protected handlers may be in the area during application. For any requirements specific to your state or tribe, consult the agency responsible for pesticide regulation.

AGRICULTURAL USE REQUIREMENTS

Use this product only in accordance with its labeling and with the Worker Protection Standard, 40 CFR part 170. This standard contains requirements for the protection of agricultural workers on farms, forests, nurseries and greenhouses, and handlers of agricultural pesticides. It contains requirements for training, decontamination, notification, and emergency assistance. It also contains specific instructions and exceptions pertaining to the statements on this label about personal protective equipment (PPE) and restricted-entry interval. The requirements in this box only apply to uses of this product that are covered by the Worker Protection Standard.

DO NOT enter or allow worker entry into treated areas during the restricted-entry interval (REI) of **4 hours**.

EXCEPTION: If the product is soil-injected or soil-incorporated, the Worker Protection Standard, under certain circumstances, allows workers to enter the treated area if there will be no contact with anything that has been treated.

PPE required for early entry to treated areas that is permitted under the Worker Protection Standard and that involves contact with anything that has been treated, such as plants, soil, or water, is:

- Coveralls
- Chemical-resistant gloves, such as butyl rubber ≥ 14 mils, or natural rubber ≥ 14 mils, or neoprene rubber ≥ 14 mils, or nitrile rubber ≥ 14 mils
- Shoes plus socks

Ensure spray drift to nontarget species does not occur.

DO NOT apply **Beyond® herbicide** in any manner not specifically described in this label.

DO NOT apply this product through any type of irrigation system.

When applied by either ground or air, **Beyond** spray drift or other indirect contact may injure sensitive crops, including non-imidazolinone-tolerant canola, lentil, rice, sunflower, or wheat; leafy vegetables; and sugar beets.

Spray equipment used for **Beyond** application must be drained and thoroughly cleaned with water before being used to apply other products.

Observe all cautions and limitations on this label and on the labels of products used in combination with **Beyond**.

DO NOT use **Beyond** other than in accordance with the instructions set forth on this label. Keep containers closed to avoid spills and contamination.

STORAGE AND DISPOSAL

DO NOT contaminate water, food, or feed by storage or disposal.

Pesticide Storage

- KEEP FROM FREEZING.
- **DO NOT** store below 32° F.

Pesticide Disposal

Wastes resulting from the use of this product may be disposed of on-site or at an approved waste disposal facility.

Container Disposal

Nonrefillable Container. DO NOT reuse or refill this container. Triple rinse or pressure rinse container (or equivalent) promptly after emptying; then offer for recycling, if available, or reconditioning, if appropriate, or puncture and dispose of in a sanitary landfill, or by incineration, or by other procedures approved by state and local authorities.

Triple rinse containers small enough to shake (capacity ≤ 5 gallons) as follows: Empty the remaining contents into application equipment or a mix tank and drain for 10 seconds after the flow begins to drip. Fill the container 1/4 full with water and recap. Shake for 10 seconds. Pour rinsate into application equipment or a mix tank, or store rinsate for later use or disposal. Drain for 10 seconds after the flow begins to drip. Repeat this procedure two more times.

Triple rinse containers too large to shake (capacity > 5 gallons) as follows: Empty the remaining contents into application equipment or a mix tank. Fill the container 1/4 full with water. Replace and tighten closures. Tip container on its side and roll it back and forth, ensuring at least one complete revolution, for 30 seconds. Stand the container on its end and tip it back and forth several times. Turn the container over onto its other end and tip it back and forth several times. Empty the rinsate into application equipment or a mix tank, or store rinsate for later use or disposal. Repeat this procedure two more times.

Pressure rinse as follows: Empty the remaining contents into application equipment or mix tank and continue to drain for 10 seconds after the flow begins to drip. Hold container upside down over application equipment or mix tank, or collect rinsate for later use or disposal. Insert pressure rinsing nozzle in the side of the container and rinse at about 40 PSI for at least 30 seconds. Drain for 10 seconds after the flow begins to drip.

General Information

The mode of weed-killing activity involves uptake of **Beyond** by foliage and/or weed roots and rapid translocation to the growing points. After **Beyond** application, susceptible weeds may show yellowing, and weed growth will stop. Susceptible weeds stop growing and either die or are not competitive with the crop. Adequate soil moisture is important for optimum **Beyond** activity. When adequate

soil moisture is present, **Beyond® herbicide** will provide residual activity of susceptible germinating weeds. Activity on established weeds will depend on the weed species and the location of its root system in the soil. A timely cultivation after a **Beyond** application may improve general weed control.

When organophosphate (such as **Lorsban® insecticide**) or carbamate insecticides (such as **Furadan® insecticide**) are tank mixed with **Beyond**, temporary injury may result to the treated crop. Separate organophosphate and **Beyond** application by at least 7 days to reduce potential for injury.

DO NOT tank mix organophosphate or carbamate insecticides with **Beyond** on **CLEARFIELD®** crops unless otherwise specified in writing by BASF.

Use of **Beyond** is expected to result in normal growth of rotational crops in most situations; however, various environmental and agronomic factors make it impossible to eliminate all risks associated with the use of this product and, therefore, rotational crop injury is always possible.

Occasionally, internode shortening and/or temporary yellowing of crop plants may occur following **Beyond** applications. These effects can be more pronounced if crops are growing under stressful environmental or hot and humid conditions. These effects occur infrequently and are temporary. Normal growth and appearance should resume within 1 to 2 weeks.

Replanting: If replanting is necessary in a field previously treated with **Beyond**, the field may be replanted to beans (dry), **CLEARFIELD** canola, **CLEARFIELD** corn, **CLEARFIELD** lentil, **CLEARFIELD** sunflowers, **CLEARFIELD** wheat, peas (English), peas (dry), lima beans (succulent), snap beans, or soybeans. Rework the soil no deeper than 2 inches. **DO NOT** apply a second treatment of **Beyond**. **DO NOT** apply **Pursuit® herbicide**, **Raptor® herbicide**, or **Pursuit® Plus EC herbicide** if soybeans are replanted.

Naturally occurring biotypes¹ of some of the weeds listed on this label may not be effectively controlled by this and/or other products with either the ALS/AHAS enzyme-inhibiting mode of action. Other herbicides with the ALS/AHAS enzyme-inhibiting mode of action include the sulfonylureas (e.g. **Finesse® herbicide**, etc.), imidazolinones (e.g. **Pursuit** or **Scepter® herbicide**), the sulfonamides (e.g. **Hornet® herbicide**, etc.) and the pyrimidyl benzoates (e.g. **Staple® herbicide**, etc.). If naturally occurring ALS/AHAS-resistant biotypes are present in a field, **Beyond** and/or any other ALS/AHAS enzyme-inhibiting mode of action herbicide should be tank mixed or applied sequentially with an appropriate registered herbicide having a different mode of action to ensure control.

¹A weed biotype is a naturally occurring plant within a given species that has a slightly different, but distinct, genetic makeup from other plants.

Beyond is very active against many broadleaf and grass weed species. For long-term weed management, use

2 herbicides with different modes of action to reduce the potential for weed resistance. Crop (and herbicide) rotation is also effective in managing weed resistance where herbicides of different modes of action are used. Tillage, where practical (such as in fallow production or prior to planting), is also effective in controlling weeds to minimize resistance development. Additionally, a burndown herbicide during fallow or prior to planting is also effective in reducing weed resistance development.

Beyond has no preharvest interval (PHI) for any crop.

Mixing Instructions

POSTEMERGENCE APPLICATIONS OF **Beyond** REQUIRE THE ADDITION OF AN ADJUVANT **AND** A NITROGEN FERTILIZER SOLUTION UNLESS OTHERWISE DIRECTED IN THIS LABEL.

ADJUVANTS

When an adjuvant (or a specific adjuvant product, such as a drift control agent) is to be used with this product, the use of a Chemical Producers and Distributors Association (CPDA) certified adjuvant is recommended.

Crop Oil Concentrate (COC), Methylated Seed Oil (MSO), or High Surfactant Oil Concentrate (HSOC).

A petroleum or vegetable seed-based crop oil concentrate may be used. A methylated seed oil is recommended when weeds are under moisture or temperature stress. Use methylated seed oils or crop oil concentrate at 1 to 2 gallons/100 gallons of spray solution.

Use HSOC at 0.5 gallon/100 gallons of spray solution.

OR

Surfactants. Use a nonionic surfactant (NIS) containing at least 80% active ingredient. Apply the surfactant at 1 quart/100 gallons of spray solution (0.25% volume/volume [v/v]). An organosilicone surfactant may be used in place of a nonionic surfactant.

AND

Nitrogen Fertilizer. Recommended nitrogen-based fertilizers include liquid fertilizers (such as liquid ammonium sulfate (AMS), 28% N, 32% N or 10-34-0) at 2.5 gallons/100 gallons of spray solution. Instead of a liquid fertilizer, spray-grade ammonium sulfate may be used at 12 to 15 pounds/100 gallons of spray solution.

For CLEARFIELD spring wheat and CLEARFIELD winter wheat, AMS/nitrogen substitutes are not recommended in place of ammonium sulfate, 28% N, 32% N, or 10-34-0 unless recommended by BASF.

When targeting feral rye or weeds under moisture or temperature stress, using higher nitrogen fertilizer rates [Urea Ammonium Nitrate (UAN) at 5% v/v or 20 lbs AMS/100 gallons] may improve weed control. Additional crop response may be observed when higher fertilizer rates are used.

Crop oil concentrate or methylated seed oil is not recommended for use with Beyond® herbicide on CLEARFIELD® lentil and CLEARFIELD sunflower.

DO NOT use crop oil concentrate or methylated seed oil with Beyond on CLEARFIELD wheat varieties that DO NOT possess 2-gene tolerance.

Fill the spray tank 1/2 to 3/4 full with clean water. Use a calibrated measuring device to measure the required amount of **Beyond**. Add **Beyond** to the spray tank while agitating. Add adjuvants and fill the remainder of the tank with water.

NOTE: Nitrogen fertilizer is not required when applied in use areas south of Interstate Highway 40, except in the states of Arizona, California, New Mexico, Oklahoma, and Texas.

NOTE: DO NOT apply **Beyond** in liquid fertilizer as the carrier except to **CLEARFIELD** spring wheat and **CLEARFIELD** winter wheat.

LIQUID FERTILIZER AS A CARRIER

DO NOT apply **Beyond** with liquid fertilizer as a carrier unless specifically allowed for a given crop. Refer to specific crop **DIRECTIONS FOR USE** sections for crop-specific adjuvant recommendations and/or restrictions.

TANK MIX COMBINATIONS WITH OTHER HERBICIDES

If other herbicides or other spray tank components are tank mixed with **Beyond**, while agitating, add components in the following order and thoroughly mix after adding each component.

1. Fill spray tank 1/2 to 3/4 full with clean water.
2. Add soluble-packet products and thoroughly mix.
3. Add WP (wetable powder), DG (dispersible granule), DF (dry flowable) or liquid flowable formulations not in soluble packets.
4. Add **Beyond** and thoroughly mix.
5. Add other aqueous solution products.
6. Add EC (emulsifiable concentrate) products.
7. Add surfactant or crop oil to the spray tank.
8. Add nitrogen fertilizer solution.
9. While agitating, fill the remainder of the tank with water.

To avoid injury to sensitive crops, spray equipment used for **Beyond** applications must be drained and thoroughly cleaned with water before being used to apply other products.

When **Beyond** is used in combination with another herbicide, refer to the respective label for rates, methods of application, proper timing, weeds controlled, restrictions and precautions. Always use in accordance with the more restrictive label restrictions and precautions. No label dosages may be exceeded. **Beyond** cannot be mixed with any product containing a label prohibiting such mixtures.

Spraying Instructions

DO NOT apply when wind conditions may result in drift, when temperature inversion conditions exist, or when

spray may be carried to sensitive crops. Sensitive crops include, but are not limited to, leafy vegetables and sugar beets.

Ground Application

Uniformly apply with properly calibrated ground equipment in 10 or more gallons of water per acre. A spray pressure of 20 to 40 psi is recommended.

To ensure thorough coverage, use a minimum of 20 gallons of water per acre when applying **Beyond** to minimum or no-till crops. Use higher gallonage for fields with dense vegetation or heavy crop residues.

Adjust the boom height to ensure proper coverage of weed foliage (according to the manufacturer's instructions). Use flat-fan nozzle tips or similar appropriate nozzle tips to ensure adequate coverage. Avoid overlaps when spraying.

Ground Application with a Low-volume Sprayer

Beyond may be applied with a low-volume sprayer. When applying **Beyond** with a low-volume sprayer, spray the weeds before they reach the maximum size listed in this label. Adequate control of weeds is dependent upon good spray coverage of the weeds. The sprayer must be calibrated to deliver the recommended spray volume and pressure to ensure adequate spray coverage of the weeds.

When applying **Beyond** with a low-volume sprayer, apply a minimum of 10 gallons per acre of spray solution with a nozzle pressure between 40 to 60 psi for optimum coverage.

Aerial Application

Beyond may be applied by air to all crops listed on this label.

Uniformly apply with properly calibrated equipment in 5 or more gallons of water per acre. **The addition of an adjuvant AND fertilizer solution are required for optimum weed control.**

Nonuniform applications of **Beyond** through aerial equipment may increase **CLEARFIELD** crop response, especially when applied to large slopes and hills. All risks associated with nonuniform applications shall be assumed by the user.

Avoiding spray drift at the application site is the responsibility of the applicator. The interaction of many equipment-related and weather-related factors determines the potential for spray drift. The applicator and the grower are responsible for considering all these factors when making decisions.

The following drift-management requirements must be followed to avoid off-target drift movement from aerial applications to agricultural field crops. **These requirements DO NOT apply to forestry applications, public health uses or to applications using dry formulations.**

1. The distance of the outermost nozzles on the boom must not exceed 3/4 the length of the wingspan or rotor.

2. Nozzles must always point backward parallel with the airstream and never be pointed downward more than 45 degrees.

Where states have more stringent regulations, they must be observed.

The applicator must be familiar with and take into account the information covered in the **aerial drift reduction advisory information** that follows.

Information on Droplet Size

The most effective way to reduce drift potential is to apply large droplets. The best drift management strategy is to apply the largest droplets that provide sufficient coverage and control. Applying larger droplets reduces drift potential but will not prevent drift if applications are made improperly or under unfavorable environmental conditions (see **Wind; Temperature and Humidity; and Temperature Inversions**).

Controlling droplet size:

- **Volume** - Use high flow rate nozzles to apply the highest practical spray volume. Nozzles with higher rated flows produce larger droplets.
- **Pressure** - **DO NOT** exceed the nozzle manufacturer's recommended pressures. For many nozzle types, lower pressure produces larger droplets. When higher flow rates are needed, use higher flow rate nozzles instead of increasing pressure.
- **Number of Nozzles** - Use the minimum number of nozzles that provide uniform coverage.
- **Nozzle Orientation** - Orienting nozzles so that the spray is released parallel to the airstream produces larger droplets than other orientations and is recommended practice. Significant deflection from the horizontal will reduce droplet size and increase drift potential.
- **Nozzle Type** - Use a nozzle type that is designed for the intended application. With most nozzle types, narrower spray angles produce larger droplets. Consider using low-drift nozzles. Solid-stream nozzles oriented straight back produce the largest droplets and the lowest drift.

Boom Length

For some use patterns, reducing the effective boom length to less than 3/4 of the wingspan or rotor length may further reduce drift without reducing swath width.

Application Height

Applications should not be made at a height greater than 10 feet above the top of the largest plants unless a greater height is required for aircraft safety. Making applications at the lowest height that is safe reduces exposure of droplets to evaporation and wind.

Swath Adjustment

When applications are made with a crosswind, the swath will be displaced downwind. Therefore, on the upwind and downwind edges of the field, the applicator must compensate for this displacement by adjusting the path of the aircraft upwind. Swath adjustment distance should increase with increasing drift potential (higher wind, smaller droplets, etc.).

Wind

Drift potential is lowest between wind speeds of 2 to 10 mph. However, many factors, including droplet size and equipment type, determine drift potential at any given speed. Application should be avoided below 2 mph because of variable wind direction and high inversion potential.

NOTE: Local terrain can influence wind patterns. Every applicator should be familiar with local wind patterns and how they affect spray drift.

Temperature and Humidity

When making applications in low relative humidity, set up equipment to produce larger droplets to compensate for evaporation. Droplet evaporation is most severe when conditions are both hot and dry.

Temperature Inversions

Applications should not occur during a temperature inversion because drift potential is high. Temperature inversions restrict vertical air mixing which causes small suspended droplets to remain in a concentrated cloud. This cloud can move in unpredictable directions because of the light, variable winds common during inversions. Temperature inversions are characterized by increasing temperatures with altitude and are common on nights with limited cloud cover and light-to-no wind. They begin to form as the sun sets and often continue into the morning. Their presence can be indicated by ground fog; however, if fog is not present, inversions can also be identified by the movement of smoke from a ground source or an aircraft smoke generator. Smoke that layers and moves laterally in a concentrated cloud (under low wind conditions) indicates an inversion, while smoke that moves upward and rapidly dissipates indicates good vertical air mixing.

Sensitive Areas

The pesticide should only be applied when the potential for drift to adjacent sensitive areas (e.g. residential areas, bodies of water, known habitat for threatened or endangered species, or nontarget crops) is minimal (e.g. when wind is blowing away from the sensitive areas).

Applicator is responsible for any loss or damage which results from spraying **Beyond® herbicide** in a manner other than specified in this label. In addition, applicator must follow all applicable state and local regulations and ordinances in regard to spraying.

Application Information

Apply Beyond as a postemergence treatment when weeds are actively growing and before they exceed the maximum specified size (see Weeds Controlled tables following each crop).

Delay application until the majority of the weeds are at the specified growth stage. In general, **Beyond** should be applied when weeds are small and actively growing.

An adjuvant (either a surfactant **OR** a crop oil concentrate) **AND** a nitrogen fertilizer **MUST** be added to the spray solution for optimum weed control activity. See the **ADJUVANTS** section under **Mixing Instructions** for specific instructions.

When **Beyond® herbicide** is applied postemergence, absorption will occur through both the roots and foliage. Susceptible weeds stop growing and either die or are not competitive with the crop. **Beyond** not only controls many existing broadleaf and grass weeds when applied postemergence, it also provides activity on susceptible weeds that may emerge shortly after application.

Weeds are most easily controlled when actively growing. Under cold temperature conditions (less than 40° F maximum daytime temperature), weed control may be less than optimal.

For maximum weed control, cultivate (where possible) 7 to 10 days following a postemergence **Beyond** application. This timely cultivation will enhance residual weed activity, especially under dry conditions.

Apply **Beyond** a minimum of 1 hour before rainfall or overhead irrigation.

Crop-specific Information

This section provides directions for **Beyond** in specific crops.

CLEARFIELD® Canola

DIRECTIONS FOR USE

Beyond is effective in controlling weeds in conservation tillage and conventional production systems. **Beyond** can be applied early postemergence in **CLEARFIELD** canola but before the bloom stage. Refer to the specific treatment under the **Spraying Instructions** section of the label.

Use Rate

Apply **Beyond** postemergence only at 0.031 lb imazamox ae/acre (4 fl ozs **Beyond**/acre). At this rate, 1 gallon of **Beyond** will treat 32 acres of **CLEARFIELD** canola. It is recommended that a registered soil-applied grass herbicide be used prior to use of **Beyond**.

An adjuvant and a nitrogen fertilizer **MUST** be added to the spray solution for optimum weed control activity. See the **ADJUVANTS** section under **Mixing Instructions** for specific instructions.

Crop-specific Restrictions and Limitations

DO NOT apply more than 0.031 lb imazamox ae/acre (4 fl ozs/acre **Beyond**) during the growing season.

Weeds Controlled (CLEARFIELD Canola)

Beyond will control or suppress listed weeds when applied postemergence at the specified rates listed as follows.

Broadleaf Weeds Controlled by Beyond® herbicide in CLEARFIELD® Canola

	Beyond at 4 fl ozs/A Maximum Weed Size (Inches)
Beet, wild	3
Canola, volunteer (non-CLEARFIELD)	3
Chickweed, common	3
Cocklebur, common	3
Flixweed	3
Jimsonweed	3
Lambsquarters, common	3*
Mustard,	
black	3
tumble	3
wild	3
Nightshade,	
black	3
Eastern black	3
hairy	3
Penycress, field	3
Pigweed,	
redroot	3
smooth	3
spiny	3
Radish, wild	3
Shepherd's-purse	3
Smartweed,	
ladysthumb	3
Pennsylvania	3
Tansymustard, green	3
Velvetleaf	3

*Beyond controls common lambsquarters at 4 fl ozs/A east of the Rocky Mountains.

Broadleaf Weeds Suppressed by Beyond® herbicide in CLEARFIELD® Canola

	Beyond at 4 fl ozs/A Maximum Weed Size (inches)
Buckwheat, wild	3
Flax	2
Knotweed, prostrate	3
Lettuce, miner's	3
Morningglory,	
entireleaf	3
ivyleaf	3
smallflower	3
tall	3
Rocket,	
London	3
yellow	3
Spurge, prostrate	3
Thistle, Russian (non-ALS-resistant)	3

Grass Weeds Controlled by Beyond® herbicide in CLEARFIELD® Canola

	Beyond at 4 fl ozs/A	
	Weed Size [number of leaves (maximum tillers)]	
Blackgrass	1 to 4 (1)	
Brome,		
cheat	1 to 5 (2)	
downy	1 to 5 (2)	
Japanese	1 to 5 (2)	
Canarygrass, littleseed	1 to 5 (2)	
Cereals, volunteer		
barley	1 to 5 (1)	
oat	1 to 5 (1)	
wheat (non-CLEARFIELD)	1 to 4 (1)	
Darnel, Persian	1 to 5 (2)	
Foxtail,		
giant	1 to 6 (2)	
green	1 to 4 (1)	
yellow	1 to 4 (1)	
Jointed goatgrass	1 to 6 (2)	
Oats, wild	1 to 5 (2)	
Rye, feral or cereal	1 to 4 (1)	
Ryegrass, Italian	1 to 4 (1)	
Shattercane	1 to 6 (2)	

Grass Weeds Suppressed by Beyond® herbicide in CLEARFIELD® Canola

	Beyond at 4 fl ozs/A	
	Weed Size [number of leaves (maximum tillers)]	
Barnyardgrass	1 to 4 (1)	
Corn, volunteer	1 to 4 (1)	
Crabgrass, large	1 to 4 (1)	

Specific Weed Problems

Canada thistle. For enhanced activity of Canada thistle, add **Stinger® herbicide** to the tank mixture. Apply to Canada thistle in the rosette stage.

CLEARFIELD® Lentil

DIRECTIONS FOR USE

Beyond is effective in controlling weeds in conservation and conventional tillage production systems. **Beyond** can be applied early postemergence in **CLEARFIELD** lentil (imidazolinone-tolerant lentil) varieties. Apply only on selected lentil varieties labeled as "**CLEARFIELD**" and warranted by the seed supplier to possess tolerance to direct application of **Beyond**. **DO NOT** apply **Beyond** to lentil varieties that lack resistance/tolerance to **Beyond**. Contact your seed supplier, chemical dealer, or BASF to obtain information regarding **CLEARFIELD** lentil varieties. Refer to the specific treatment under the **Spraying Instructions** section of the label.

Apply **Beyond** as an early postemergence treatment when weeds are actively growing and before broadleaf weeds exceed a height of 3 inches and grasses exceed 4 to 5 leaves (unless otherwise indicated, refer to **Weeds Controlled (CLEARFIELD Lentil)** tables for specific weed sizes). Under cold temperature conditions (less than 50° F maximum daytime temperature), weed control may be less than optimal. Make application when the majority of weeds are at the specified growth stage.

When adequate soil moisture is present, **Beyond** will provide residual activity of susceptible germinating weeds; activity on established weeds will depend on the weed species and the location of its root system in the soil.

Occasionally, reduction in plant height or temporary yellowing of crop plants may occur following **Beyond** applications. These effects can be more pronounced if crops are growing under stressful environmental conditions. These effects are temporary. Normal growth and appearance should resume within 1 to 2 weeks.

For best weed control and to provide the highest crop competitive advantage, apply **Beyond** to actively growing **CLEARFIELD** lentil. Plant a locally adapted **CLEARFIELD** lentil variety at the normal seeding rate for your geography. Apply to lentils at the 2- to 6-leaf stage.

Beyond Application Timing in Lentil

Apply **Beyond** at the following crop and weed stages of growth:

CLEARFIELD Lentil	2-leaf to 6-leaf Stage
Broadleaf weeds	Refer to Weeds Controlled (CLEARFIELD Lentil) tables for specific weed sizes.
Grass weeds	

Use Rate

Apply **Beyond** postemergence at 0.031 to 0.047 lb imazamox ae/acre (4 to 6 ozs **Beyond**/acre). At this rate, 1 gallon of **Beyond** will treat 21.3 to 32 acres of **CLEARFIELD** lentils. It is recommended that a registered soil-applied grass herbicide like **Prowl® 3.3 EC herbicide** or **Prowl® H₂O herbicide** be used prior to use of **Beyond**.

A nonionic surfactant **AND** nitrogen-based fertilizer **MUST** be added to the spray solution for optimum weed control activity. See the **ADJUVANTS** section under **Mixing Instructions** for specific instructions.

Crop-specific Restrictions and Limitations

DO NOT apply more than 0.047 lb imazamox ae/acre (6 fl ozs **Beyond**/acre) during the growing season.

Weeds Controlled (CLEARFIELD Lentil)

Beyond will control or suppress listed weeds when applied postemergence at the specified rates listed as follows.

11/25

Broadleaf Weeds Controlled by Beyond® herbicide Alone or in a Sequential¹ Program in CLEARFIELD® Lentil

	Beyond Alone Postemergence	Prowl 3.3 EC or Prowl H ₂ O Soil- applied followed by Beyond ¹ Postemergence
	4 to 6 fl ozs/A	
	Maximum Weed Size (inches)	
Beet, wild	3	3
Canola, volunteer (non-CLEARFIELD)	3	3
Chickweed, common	3	3 to 5
Cocklebur, common	3	3
Flixweed	3	3
Jimsonweed	3	3 to 6
Knotweed, prostrate	3	3
Kochia ²		1 to 4
Lambsquarters, common	3	3 to 5
Mallow, common	3	3
Venice	1	1
Marshelder	4	4
Mustard spp.	2 to 8	2 to 8
Nightshade, black	2 to 5	2 to 5
Eastern black	2 to 5	2 to 5
hairy	2 to 5	2 to 5
Pennycress, field	3	3
Pigweed, redroot	3	3 to 8
smooth	3	3 to 8
spiny	3	3 to 5
Puncturevine		1 to 3
Purslane, common		1 to 3
Radish, wild	3	3 to 4
Shepherd's-purse	3	3
Smartweed, ladysthumb	2 to 5	2 to 5
Pennsylvania	2 to 5	2 to 5
Spurge, prostrate		3 to 4
Sunflower, wild or volunteer (non-CLEARFIELD)	2 to 6	2 to 6
Tansymustard	3	3
Velvetleaf	3	3 to 8

¹ Soil-applied grass herbicide, such as Prowl 3.3 EC or Prowl H₂O, is followed by a postemergence application of Beyond at a broadcast rate of 4 to 6 fl ozs/acre.

² Control of light-to-moderate populations of ALS-susceptible biotypes only.

Broadleaf Weeds Suppressed by Beyond® herbicide Alone or in a Sequential¹ Program in CLEARFIELD® Lentil

	Beyond Alone Postemergence	Prowl 3.3 EC or Prowl H ₂ O Soil- applied followed by Beyond ¹ Postemergence
	4 to 6 fl ozs/A	
	Maximum Weed Size (inches)	
Bindweed, field (seedling)	2 to 4	2 to 4
hedge (seedling)	2 to 4	2 to 4
Buckwheat, wild	1 to 3	1 to 3
Dandelion	3	3
Flax	2	2
Knotweed, prostrate	3	3
Lettuce, miner's	3	3
Mallow, Venice		1 to 4
Morningglory, entireleaf	3	3
ivyleaf	3	3
smallflower	3	3
tall	3	3
Ragweed, common	3	3
giant	3	3
Rocket, London	3	3
yellow	3	3
Spurge, prostrate	3	
Sowthistle, annual	2 to 4	2 to 4
Thistle, Canada	2 to 5	2 to 5
Russian (non-ALS-resistant) ²	3	3

¹ Soil-applied grass herbicide, such as Prowl 3.3 EC or Prowl H₂O, is followed by a postemergence application of Beyond at a broadcast rate of 4 to 6 fl ozs/acre.

² Control of light-to-moderate populations of ALS-susceptible biotypes only.

12/25

Grass Weeds Controlled by Beyond® herbicide Alone or in a Sequential* Program in CLEARFIELD® Lentil

	Beyond Alone Postemergence	Prowl 3.3 EC or Prowl H₂O Soil- applied followed by Beyond® Postemergence
	4 to 6 fl ozs/A	
	Weed Size [number of leaves (maximum tillers)]	
Barley, wild	2 to 4	2 to 4
Barnyardgrass	3 ^b	3 to 5
Blackgrass	1 to 4 (1)	1 to 4 (1)
Brome,		
cheat	1 to 5 (2)	1 to 5 (2)
downy	1 to 5 (2)	1 to 5 (2)
Japanese	1 to 5 (2)	1 to 5 (2)
Canarygrass, littleseed	1 to 5 (2)	1 to 5 (2)
Cereals, volunteer (non-CLEARFIELD)	1 to 6 (3)	1 to 6 (3)
Crabgrass,		
large		1 to 4
smooth		1 to 4
Cupgrass, woolly ^c		1 to 4
Darnel, Persian	1 to 5 (2)	1 to 5 (2)
Foxtail,		
giant	1 to 6 (2)	1 to 6 (2)
green	1 to 6 (1)	1 to 6 (1)
yellow	1 to 6 (1)	1 to 6 (1)
Goosegrass		1 to 4 (1)
Goatgrass, jointed	1 to 5 (2)	1 to 5 (2)
Millet, wild proso	2 to 4 ^b	2 to 4
Oats, wild	1 to 5 (2)	1 to 5 (2)
Panicum,		
fall	1 to 5	1 to 5
Texas		1 to 5
Rescuegrass	1 to 4 (1)	
Rye, feral or cereal	1 to 4 (1)	1 to 4 (1)
Ryegrass, Italian	1 to 4 (1)	1 to 4 (1)
Sandbur, field ^d		2 to 5
Shattercane	2 to 8	2 to 8
Signalgrass, broadleaf	2 to 5 ^b	2 to 5
Stinkgrass		2 to 4
Witchgrass		2 to 5

* Soil-applied grass herbicide, such as Prowl 3.3 EC or Prowl H₂O, is followed by a postemergence application of Beyond at a broadcast rate of 4 to 6 fl ozs/acre.

^b Control of light-to-moderate populations only. For control of heavier populations, use a sequential application with a soil-applied grass herbicide, as described above.

^c For control, a dinitroaniline (DNA) herbicide, such as Prowl 3.3 EC or Prowl H₂O, must be soil-applied at a full labeled rate.

Grass Weeds and Sedges Suppressed by Beyond® herbicide Alone or in a Sequential* Program in CLEARFIELD® Lentil

	Beyond Alone Postemergence	Prowl 3.3 EC or Prowl H₂O Soil- applied followed by Beyond® Postemergence
	4 to 6 fl ozs/A	
	Weed Size [number of leaves (maximum tillers)]	
Grasses		
Corn, volunteer (non-CLEARFIELD)		1 to 4 (1)
Crabgrass,		
large	1 to 4 (1)	
smooth	1 to 4 (1)	
Cupgrass, woolly	1 to 3	
Goosegrass	1 to 3	
Itchgrass		2 to 5
Quackgrass		4 to 8
Stinkgrass	2 to 4	
Sedges		
Nutsedge,		
purple	1 to 3	1 to 3
yellow	1 to 3	1 to 3

* Soil-applied grass herbicide, such as Prowl 3.3 EC or Prowl H₂O, is followed by a postemergence application of Beyond at a broadcast rate of 4 to 6 fl ozs/acre.

CLEARFIELD® Rice

For use only on CLEARFIELD rice varieties and hybrids (not less than 75% hybrid seed).

DIRECTIONS FOR USE

Apply **Beyond** only on selected rice varieties or hybrids (not less than 75% hybrid seed) labeled as "**CLEARFIELD**" and warranted by the seed company to possess tolerance to direct application of certain imidazolinone herbicides. **DO NOT** apply **Beyond** to rice varieties or hybrids (less than 75% hybrid seed) that lack tolerance to imidazolinone herbicides because **Beyond** will kill all non-imidazolinone-tolerant varieties or hybrids.

Contact your seed supplier, chemical dealer or BASF to obtain information regarding imidazolinone-tolerant rice varieties.

Adhere to **Part 201.11a Hybrid** of the Federal Seed Act Regulations, labeling agricultural seeds: If any one kind or kind and variety of seed present in excess of 5 percent is "hybrid" seed, it shall be designated "hybrid" on the label. The percentage that is hybrid shall be at least 95 percent of the percentage of pure seed shown unless the percentage of pure seed which is hybrid seed is shown separately. If two or more kinds or varieties are present in excess of 5 percent and are named on the label, each that is hybrid shall be designated as hybrid on the label. Any one kind or kind and variety that has pure seed which is less than 95 percent but more than 75 percent hybrid seed as a

result of incompletely controlled pollination in a cross shall be labeled to show (a) the percentage of pure seed that is hybrid seed or (b) a statement such as "Contains from 75 percent to 95 percent hybrid seed." No one kind or variety of seed shall be labeled as hybrid if the pure seed contains less than 75 percent hybrid seed.

Licensed for use on ATCC 75295, ATCC 97523, PTA-902, PTA-903, PTA-904, PTA-905, PTA-906, PTA-907, or PTA-908 rice and derivatives and progeny. The purchase of this herbicide includes a sub-license under United States Patent Nos. 5,773,704; 5,952,553; 6,222,100; 6,274,796; 6,943,280; 7,019,196; 7,345,221 to practice the processes claimed thereunder by applying this herbicide to fields planted with rice seed purchased in a container bearing the legend "Licensed for use on ATCC 75295, ATCC 97523, PTA-902, PTA-903, PTA-904, PTA-905, PTA-906, PTA-907, or PTA-908 rice and derivatives and progeny" in full accordance with the directions printed on this label. Additional patent applications are pending.

Beyond® herbicide may be used only on **CLEARFIELD®** rice in the United States (not for use in California) and Puerto Rico.

Beyond is effective in controlling weeds in water-seeded and dry/drill-seeded rice. **Beyond** can be applied post-emergence to **CLEARFIELD** rice.

Beyond can only be applied following at least one application of **Newpath® herbicide** or **Clearpath® herbicide**.

[Alternate text] **Beyond** can only be applied following at least two applications using **Newpath** or one application of **Newpath** and one application of **Clearpath**.

[Alternate text] **Beyond** can only be applied postemergence to rice and targeted weeds.

Apply Beyond as a postemergence treatment when weeds are actively growing and before broadleaf weeds exceed a height of 3 inches and grasses exceed 4 to 5 leaves (unless otherwise indicated, refer to **Weeds Controlled (CLEARFIELD® Rice)** tables for specific weed sizes). Applications should be made when the majority of weeds are at the recommended growth stage. When a mixture of grasses and broadleaf weeds are present, time the application to the grass weeds for optimum control.

Unusually cool temperatures (50° F or less) reduce photosynthesis and transpiration and, thus, reduce uptake, translocation, and efficacy of **Beyond** in weeds. Delaying a **Beyond** application for 48 hours from the time the temperature increases to above 50° F, if air temperature has been below 50° F for 10 or more hours, will improve weed control and reduce crop response.

Occasionally, reduction in plant height or temporary yellowing of crop plants may occur following **Beyond** applications. These effects can be more pronounced in spray overlap areas and/or if crops are growing under stressful environmental conditions. These effects are temporary.

Normal growth and appearance should resume in 1 to 2 weeks.

Beyond Application Timing on Rice

Apply **Beyond** at the following crop and weed stages of growth:

CLEARFIELD rice varieties	4-leaf rice to rice panicle initiation (green ring); plus 14 days
CLEARFIELD rice hybrids	4-leaf rice up to rice panicle initiation
Broadleaf weeds	Refer to Weeds Controlled (CLEARFIELD® Rice) tables for specific weed sizes.
Grass weeds	

DO NOT apply **Beyond** to **CLEARFIELD** rice hybrids after panicle initiation.

Use Rate

Beyond can only be applied following at least one application of **Newpath** or **Clearpath**. Apply **Beyond** postemergence at 4 to 6 fl ozs per acre (0.031 to 0.047 lb ae imazamox/A). See **Weeds Controlled (CLEARFIELD® Rice)** table for additional details.

[Alternate text] **Beyond** can only be applied following at least two applications using **Newpath** or one application of **Newpath** and one application of **Clearpath**. Apply **Beyond** postemergence at 4 to 6 fl ozs per acre (0.031 to 0.047 lb ae imazamox/A). See **Weeds Controlled (CLEARFIELD® Rice)** table for additional details.

[Alternate text] Apply **Beyond** postemergence at 4 to 6 fl ozs per acre (0.031 to 0.047 lb ae imazamox/A). See **Weeds Controlled (CLEARFIELD® Rice)** table for additional details.

A crop oil concentrate must be added to the spray solution for optimum weed control activity. Add 1 gallon of crop oil concentrate per 100 gallons of spray solution (1.0% volume/volume). See the **ADJUVANTS** section under **Mixing Instructions** for specific instructions.

Crop-specific Restrictions and Limitations

DO NOT apply more than 10 fl ozs of **Beyond** (0.078 lb ae imazamox/A) during the growing season, or 6 fl ozs in a single application.

[Alternate text] **DO NOT** apply more than 15 fl ozs of **Beyond** (0.117 lb ae imazamox/A) during the growing season, or 6 fl ozs in a single application.

[Alternate text] **DO NOT** apply more than 6 fl ozs of **Beyond** (0.047 lb ae imazamox/A) during the growing season, or in a single application.

DO NOT make more than one application of **Beyond** per year.

[Alternate text] **DO NOT** make more than two applications of **Beyond** per year.

[Alternate text] **DO NOT** make more than three applications of **Beyond** per year.

14/25

Weeds Controlled (CLEARFIELD® Rice)

Beyond® herbicide will control listed weeds when applied postemergence at the specified rates listed as follows.

Broadleaf Weeds Controlled by Beyond® herbicide in CLEARFIELD® Rice

	Application Rate (fl ozs/A)	Maximum Weed Size (inches)
Cocklebur, common	4 to 6	3
Morningglory, entireleaf	5 to 6	3
ivyleaf	5 to 6	3
smallflower	5 to 6	3
tall	5 to 6	3
Pigweed, prostrate	4 to 6	5
redroot	4 to 6	5
smooth	4 to 6	4
spiny	4 to 6	3
Smartweed, ladysthumb	4 to 6	3
Pennsylvania	4 to 6	3
swamp	5 to 6	3

Grass Weeds Controlled by Beyond® herbicide in CLEARFIELD® Rice

	Application Rate (fl ozs/A)	Weed Size [number of leaves (maximum tillers)]
Barnyardgrass	5 to 6	1 to 5 (1)
Crabgrass, large	5 to 6	1 to 4 (1)
Johnsongrass, seedling	5 to 6	1 to 5 (1)
Panicum, fall	5 to 6	1 to 4 (1)
Rice, red	5 to 6	10
Signalgrass, broadleaf	5 to 6	1 to 5 (1)

When applied as directed in the **CLEARFIELD Rice Use Rate** section of this label, **Beyond** will suppress the following weeds:

- Alligatorweed
- Dayflower, spreading
- Ducksalad
- Eclipta
- Mexicanweed
- Purple ammannia (Redweed)
- Texasweed
- Water plantain (Common arrowhead)
- Johnsongrass, rhizome
- Nutsedge, purple and yellow
- Flatsedge, water

Specific Weed Problems

Red Rice. For red rice control, apply 5 fl ozs/A of **Beyond** at 14 to 21 days after making at least one application of **Newpath® herbicide** at 4 to 6 fl ozs/A or **Clearpath® herbicide** at 0.5 pound/A. If not flooded at time of

application, a permanent flood should be established within 2 days following an application of **Beyond**.

[Alternate text] **Red Rice.** For red rice control, apply 5 fl ozs/A of **Beyond** at 14 to 21 days after making at least two applications using 4 to 6 fl ozs/A of **Newpath** or one application of **Newpath** at 4 to 6 fl ozs/A and one application with 0.5 pound/A of **Clearpath**. If not flooded at time of application, a permanent flood should be established within 2 days following an application of **Beyond**.

[Alternate text] **Red Rice.** For red rice control, apply 5 fl ozs/A of **Beyond** postemergence. If not flooded at time of application, a permanent flood should be established within 2 days following an application of **Beyond**. Two additional postemergence applications of **Beyond** may be made as required for red rice control. **DO NOT** apply more than 6 fl ozs/A of **Beyond** per application and no more than 15 fl ozs/A per year.

Spray coverage is critical to achieve red rice control. If a permanent flood has been established, greater than 1/2 of the red rice plant must be above water at the time of **Beyond** application. If less than 1/2 of the red rice plant is above water, drop the level of the flood sufficiently to expose greater than 1/2 of the red rice plant prior to the **Beyond** application.

Tank Mix Combinations with Other Herbicides

When **Beyond** is used in combination with another herbicide, refer to the respective label for rates, methods, and proper timing of application; weeds controlled; restrictions; and precautions. Always use in accordance with the more restrictive label use directions and precautions.

CLEARFIELD® Sunflower

DIRECTIONS FOR USE

Beyond is effective in controlling weeds in conservation and conventional tillage production systems. **Beyond** can be applied early postemergence in **CLEARFIELD** sunflower (imidazolinone-tolerant sunflower) varieties. Apply only on selected sunflower varieties labeled as "**CLEARFIELD**" and warranted by the seed supplier to possess tolerance to direct application of **Beyond**. **DO NOT** apply **Beyond** to sunflower varieties that lack resistance/tolerance to imidazolinone herbicides. Contact your seed supplier, chemical dealer or BASF to obtain information regarding **CLEARFIELD** sunflower varieties. Refer to the specific treatment under the **Spraying Instructions** section of the label.

Apply Beyond as an early postemergence treatment when weeds are actively growing and before broadleaf weeds exceed a height of 3 inches and grasses exceed 4 to 5 leaves (unless otherwise indicated, refer to **Weeds Controlled (CLEARFIELD Sunflower)** tables for specific weed sizes). Under cold temperature conditions (less than 50° F maximum daytime temperature), weed control may be less than optimal. Make application when the majority of weeds are at the specified growth stage.

When adequate soil moisture is present, **Beyond**[®] herbicide will provide residual activity of susceptible germinating weeds. Activity on established weeds will depend on the weed species and the location of its root system in the soil.

Occasionally, reduction in plant height or temporary yellowing of crop plants may occur following **Beyond** applications. These effects can be more pronounced if crops are growing under stressful environmental conditions. These effects are temporary. Normal growth and appearance should resume within 1 to 2 weeks.

For best weed control and to provide the highest crop competitive advantage, apply **Beyond** to actively growing **CLEARFIELD**[®] sunflowers. Plant a locally adapted **CLEARFIELD** sunflower variety at the normal seeding rate for your geography. Apply to sunflower after the first pair of true leaves has unfolded and up to, and including, when the fourth pair of leaves is unfolded (2- to 8-leaf stage).

Application Timing

Apply **Beyond** at the following crop and weed stages of growth.

CLEARFIELD Sunflower	2-leaf to 8-leaf Stage
Broadleaf weeds	Refer to Weeds Controlled (CLEARFIELD Sunflower) tables for specific weed sizes.
Grass weeds	

Use Rate

Apply **Beyond** postemergence only at 0.031 lb imazamox ae/acre (4 fl ozs **Beyond**/acre). At this rate, 1 gallon of **Beyond** will treat 32 acres of **CLEARFIELD** sunflowers. It is recommended that a registered soil-applied grass herbicide like **Prowl**[®] 3.3 EC herbicide or **Prowl**[®] H₂O herbicide be used prior to use of **Beyond**.

A nonionic surfactant **AND** nitrogen-based fertilizer **MUST** be added to the spray solution for optimum weed control activity. See the **ADJUVANTS** section under **Mixing Instructions** for specific instructions.

Crop-specific Restrictions and Limitations

DO NOT apply more than 0.031 lb imazamox ae/acre (4 fl ozs **Beyond**/acre) during the growing season.

Weeds Controlled (CLEARFIELD Sunflower)

Beyond will control or suppress listed weeds when applied postemergence at the specified rates listed as follows.

Broadleaf Weeds Controlled by **Beyond**[®] herbicide Alone or in a Sequential¹ Program in **CLEARFIELD**[®] Sunflower

	Beyond Alone Postemergence	Prowl 3.3 EC or Prowl H₂O Soil-applied followed by Beyond¹ Postemergence
	4 fl ozs/A	
	Maximum Weed Size (inches)	
Beet, wild	3	3
Chickweed, common	3	3 to 5
Cocklebur, common	3	3
Devil's claw ²	4	4
Jimsonweed	3	3 to 6
Kochia ²		1 to 4
Lambsquarters, common	3	3 to 5
Marshelder	4	4
Mustard spp.	2 to 8	2 to 8
Nightshade,		
black	2 to 5	2 to 5
Eastern black	2 to 5	2 to 5
hairy	2 to 5	2 to 5
Pigweed,		
redroot	3	3 to 8
smooth	3	3 to 8
spiny	3	3 to 5
Puncturevine		1 to 3
Purslane, common		1 to 3
Radish, wild	3	3 to 4
Smartweed,		
ladysthumb	2 to 5	2 to 5
Pennsylvania	2 to 5	2 to 5
Spurge, prostrate		3 to 4
Sunflower, wild or volunteer (non- CLEARFIELD)	2 to 6	2 to 6
Tansymustard	3	3
Velvetleaf	3	3 to 8

¹ Soil-applied grass herbicide, such as **Prowl 3.3 EC** or **Prowl H₂O**, is followed by a postemergence application of **Beyond** at a broadcast rate of 4 fl ozs/acre.

² Control of light-to-moderate populations of ALS-susceptible biotypes only.

³ Will not provide residual control of devil's claw that emerges after application.

15/25

16/25

Broadleaf Weeds Suppressed by Beyond® herbicide Alone or in a Sequential¹ Program in CLEARFIELD® Sunflower

	Beyond Alone Postemergence	Prowl 3.3 EC or Prowl H ₂ O Soil- applied followed by Beyond ¹ Postemergence
	4 fl ozs/A	
	Maximum Weed Size (inches)	
Bindweed, field (seedling)	2 to 4	2 to 4
hedge (seedling)	2 to 4	2 to 4
Buckwheat, wild	1 to 3	1 to 3
Flax	2	2
Knotweed, prostrate	3	3
Lettuce, miner's	3	3
Mallow, Venice		1 to 4
Morningglory, entireleaf	3	3
ivyleaf	3	3
smallflower	3	3
tall	3	3
Rocket, London	3	3
yellow	3	3
Spurge, prostrate	3	
Sowthistle, annual	2 to 4	2 to 4
Thistle, Canada	2 to 5	2 to 5
Russian (non-ALS-resistant) ²	3	3

¹ Soil-applied grass herbicide, such as Prowl 3.3 EC or Prowl H₂O, is followed by a postemergence application of Beyond at a broadcast rate of 4 fl ozs/acre.

² Control of light-to-moderate populations of ALS-susceptible biotypes only.

Grass Weeds Controlled by Beyond® herbicide Alone or in a Sequential¹ Program in CLEARFIELD® Sunflower

	Beyond Alone Postemergence	Prowl 3.3 EC or Prowl H ₂ O Soil- applied followed by Beyond ¹ Postemergence
	4 fl ozs/A	
	Weed Size [number of leaves (maximum tillers)]	
Barley, wild	2 to 4	2 to 4
Barnyardgrass	3 ^a	3 to 5
Blackgrass	1 to 4 (1)	1 to 4 (1)
Brome, cheat	1 to 5 (2)	1 to 5 (2)
downy	1 to 5 (2)	1 to 5 (2)
Japanese	1 to 5 (2)	1 to 5 (2)
Canarygrass, littleseed	1 to 5 (2)	1 to 5 (2)
Cereals, volunteer (non-CLEARFIELD)	1 to 6 (3)	1 to 6 (3)
Crabgrass, large		1 to 4
smooth		1 to 4
Cupgrass, woolly ^c		1 to 4
Darnel, Persian	1 to 5 (2)	1 to 5 (2)
Foxtail, giant	1 to 6 (2)	1 to 6 (2)
green	1 to 6 (1)	1 to 6 (1)
yellow	1 to 6 (1)	1 to 6 (1)
Goatgrass, jointed	1 to 5 (2)	1 to 5 (2)
Goosegrass		1 to 4 (1)
Millet, wild proso	2 to 4 ^b	2 to 4
Oats, wild	1 to 5 (2)	1 to 5 (2)
Panicum, fall	1 to 5	1 to 5
Texas		1 to 5
Sandbur, field ^c		2 to 5
Shattercane	2 to 8	2 to 8
Signalgrass, broadleaf	2 to 5 ^b	2 to 5
Stinkgrass		2 to 4
Witchgrass		2 to 5

^a Soil-applied grass herbicide, such as Prowl 3.3 EC or Prowl H₂O, is followed by a postemergence application of Beyond at a broadcast rate of 4 fl ozs/acre.

^b Control of light-to-moderate populations only. For control of heavier populations, use a sequential application with a soil-applied grass herbicide, as described above.

^c For control, a dinitroaniline (DNA) herbicide, such as Prowl 3.3 EC or Prowl H₂O, must be soil-applied at a full labeled rate.

Grass Weeds and Sedges Suppressed by Beyond[®] herbicide Alone or in a Sequential¹ Program in CLEARFIELD[®] Sunflower

	Beyond Alone Postemergence	Prowl 3.3 EC or Prowl H₂O Soil-applied followed by Beyond¹ Postemergence
	4 fl ozs/A	
	Weed Size [number of leaves (maximum tillers)]	
Grasses		
Crabgrass,		
large	1 to 4 (1)	
smooth	1 to 4 (1)	
Cupgrass, woolly	1 to 3	
Goosegrass	1 to 3	
Itchgrass		2 to 5
Quackgrass		4 to 8
Stinkgrass	2 to 4	
Sedges		
Nutsedge,		
purple	1 to 3	1 to 3
yellow	1 to 3	1 to 3

¹ Soil-applied grass herbicide, such as Prowl 3.3 EC or Prowl H₂O, is followed by a postemergence application of Beyond at a broadcast rate of 4 fl ozs/acre.

CLEARFIELD[®] Spring Wheat

DIRECTIONS FOR USE

Beyond can be applied postemergence on CLEARFIELD wheat (imidazolinone-tolerant wheat) varieties. Apply only on selected spring wheat varieties labeled "CLEARFIELD" and warranted by the seed supplier to possess tolerance to direct application of certain imidazolinone herbicides. **DO NOT** apply Beyond to wheat varieties that lack resistance/tolerance to imidazolinone herbicides. Contact your seed supplier, chemical dealer or BASF to obtain information regarding CLEARFIELD wheat varieties.

Apply Beyond as an early postemergence treatment when weeds are actively growing and before broadleaf weeds exceed a height of 3 inches and grasses exceed 4 to 5 leaves (unless otherwise indicated). Under cold temperature conditions (less than 40° F maximum daytime temperature), weed control may be less than optimal. A thin stand of wheat may result in unacceptable weed control. Beyond is effective in controlling weeds in conservation tillage and conventional tillage wheat production systems. Delay application until the majority of the weeds are at the specified growth stage. When a mixture of grasses and broadleaf weeds are present, time the application to the grass weeds for optimum control.

When adequate soil moisture is present, Beyond will provide residual activity of susceptible germinating weeds. Activity on established weeds will depend on the weed species and the location of its root system in the soil.

Occasionally, reduction in plant height or temporary yellowing of crop plants may occur following Beyond applications. These effects can be more pronounced in spray overlap areas and/or if crops are growing under stressful environmental conditions (such as, but not limited to, drought, excessive moisture, improper fertility, improper varietal adaptation, poor planting conditions, etc.). To avoid possible crop injury, **DO NOT** apply Beyond to CLEARFIELD wheat when extreme cold temperatures (less than 40° F maximum daytime temperature) are expected within 1 week of application. Crop response associated with stress conditions and overlaps shall be the responsibility of the user.

Weed control is optimized when Beyond is applied to actively growing wheat. Plant a locally adapted CLEARFIELD variety at the normal seeding rate for your geography. Apply to wheat after tiller initiation has begun and prior to the jointing stage of growth (and when the weeds are at the appropriate size). See **Weeds Controlled (CLEARFIELD[®] Spring Wheat)** tables.

Application Timing

Apply Beyond to CLEARFIELD spring wheat at 4-leaf to prior-to jointing. See following tables for specific weed growth stages.

Use Rate

Apply 0.031 to 0.039 lb imazamox ae/acre (4 to 5 fl ozs Beyond/acre). See **Weeds Controlled (CLEARFIELD[®] Spring Wheat)** section for detailed use rate specifications.

ADJUVANTS AND SPRAY CARRIER

A nonionic surfactant **AND** nitrogen-based fertilizer **MUST** be added to the spray solution for optimum weed control. For improved weed control, a crop oil concentrate (COC) or a methylated seed oil (MSO) may be substituted for the nonionic surfactant. The use of COC or MSO in place of the nonionic surfactant in CLEARFIELD spring wheat may increase crop response. When Beyond is tank mixed with another herbicide, using COC or MSO in CLEARFIELD spring wheat is only recommended when the Beyond tank mix partner allows the use of COC or MSO. See the **ADJUVANTS** section under **Mixing Instructions** for specific instructions.

Liquid Fertilizer as a Carrier. Beyond may be applied to CLEARFIELD spring wheat in a water/liquid fertilizer solution with at least 50% water. Add a nonionic surfactant at 1 quart/100 gallons of spray solution (0.25% v/v). Some crop leaf burn from the fertilizer may occur. The use of a COC, HSOC or MSO in place of the nonionic surfactant may increase crop response.

Crop-specific Restrictions and Limitations

- **DO NOT** apply more than 0.039 lb imazamox ae/acre (5 fl ozs Beyond/acre) during the growing season.
- There are no restrictions following an application of Beyond for feeding or grazing of wheat forage and hay.

17/25

Weeds Controlled (CLEARFIELD® Spring Wheat)

Beyond® herbicide will control or suppress listed weeds when applied postemergence at the specified rates listed as follows.

Broadleaf Weeds Controlled by Beyond® herbicide in CLEARFIELD® Spring Wheat

	Beyond at 4 to 5 fl ozs/A Maximum Weed Size (inches)
Canola, volunteer (non-CLEARFIELD)	5
Chickweed, common	3
Cocklebur, common	3
Flaxweed	3
Henbit	3
Knotweed, prostrate	3
Lambsquarters, common ¹	1
Mallow, common	3
Venice	1
Mustard, black	4
blue	4
tumble	3
wild	4
Nightshade, black	5
Eastern black	5
hairy	5
Pennycress, field	3
Pigweed, redroot	5
smooth	4
spiny	3
Purslane, common	3
Radish, wild	3
Rocket, London	5
yellow	5
Shepherd's-purse	5
Smartweed, ladysthumb	3
Pennsylvania	3
Spurge, prostrate	3
Tansymustard, green	4
Thistle, Russian (non-ALS resistant)	3
Velvetleaf	3

¹ Beyond provides suppression of common lambsquarters at 4 fl ozs/A west of the Rocky Mountains.

Broadleaf Weeds Suppressed by Beyond® herbicide Applications in CLEARFIELD® Spring Wheat

	Beyond at 4 to 5 fl ozs/A Maximum Weed Size (inches)
Bedstraw	3
Buckwheat, wild ¹	3
Dandelion	3
Ragweed, common	3
giant	3
Thistle, Canada	3

¹ See **Specific Weed Problems** section for more information.

Grass Weeds Controlled by Beyond® herbicide in CLEARFIELD® Spring Wheat

	Beyond at 4 to 5 fl ozs/A Weed Size (number of leaves (maximum tillers))
Barnyardgrass	1 to 5 (1)
Brome, California	1 to 5 (2)
cheat	1 to 5 (2)
downy	1 to 5 (2)
Japanese	1 to 5 (2)
Canarygrass, littleseed	1 to 5 (2)
Cereals, volunteer barley	1 to 6 (1)
oat	1 to 6 (1)
wheat (non-CLEARFIELD)	1 to 4 (1)
Corn, volunteer (non-CLEARFIELD)	1 to 4
Crabgrass, large	1 to 4 (1)
Darnel, Persian	1 to 5 (2)
Foxtail, giant	1 to 6 (2)
green	1 to 4 (1)
yellow	1 to 4 (1)
Jointed goatgrass	1 to 5 (2)
Oats, wild ¹	1 to 5 (2)
Rescuegrass	1 to 4 (1)
Rye, feral or cereal ^{1,2}	1 to 4 (1)
Ryegrass, Italian ^{1,2}	1 to 4 (1)

¹ See **Specific Weed Problems** section.

² Suppression only.

Specific Weed Problems in CLEARFIELD Spring Wheat

Feral rye (cereal, volunteer rye). Beyond suppresses emerged feral rye only. Apply to feral rye before the first tiller forms. When feral rye develops tillers, suppression is significantly reduced.

Italian ryegrass. Beyond suppresses emerged Italian ryegrass only. Under favorable growing conditions, ryegrass may germinate over several weeks.

Kochia. Naturally occurring ALS/AHAS-resistant biotypes of kochia are common in wheat fields. In many cases, a tank mixture with Beyond will be required for acceptable control. Apply Beyond in a tank mixture with a herbicide(s)

labeled to control kochia (e.g. **Clarity**® herbicide + 2,4-D). Apply to kochia 2 inches in size or less.

Wild buckwheat. For enhanced control of wild buckwheat, add **Starane**® herbicide or **Clarity** to the tank mixture. Apply to wild buckwheat with no more than 2 true leaves.

Wild oats. **Beyond**® herbicide controls emerged wild oats only. Under favorable growing conditions, wild oats may germinate over several weeks. **Beyond** does not provide residual control of wild oats.

TANK MIX HERBICIDE COMBINATIONS WITH

Beyond

Recommended tank mixes for postemergence applications of Beyond on CLEARFIELD® wheat varieties are the following herbicides:

Banvel ®	Curtail ® M
Bronate ®	Starane
(bromoxynil + MCPA)	2,4-D Ester
Buctril ®	MCPA
Clarity	

Limit bromoxynil applications (**Bronate** or **Buctril**) to 0.5 lb/acre active ingredient when tank mixed with **Beyond**.

When broadleaf herbicides are tank mixed with **Beyond**, there may be some reduction in weed control, particularly grass weeds.

ALS-inhibiting herbicides should not be tank mixed with Beyond. Beyond tank mixes with ALS-inhibiting herbicides may result in unacceptable crop response.

When **Beyond** is used in combination with another herbicide, refer to the respective label for rates, methods and proper timing of application, weeds controlled, restrictions and precautions. Always use in accordance with the more restrictive label use directions and precautions.

CLEARFIELD® Winter Wheat

DIRECTIONS FOR USE

Beyond can be applied postemergence on **CLEARFIELD** wheat (imidazolinone-tolerant wheat) varieties. Apply only on selected winter wheat varieties labeled "CLEARFIELD" and warranted by the seed supplier to possess tolerance to direct application of certain imidazolinone herbicides. **DO NOT** apply **Beyond** to wheat varieties that lack resistance/tolerance to imidazolinone herbicides. Contact your seed supplier, chemical dealer or BASF to obtain information regarding **CLEARFIELD** wheat varieties.

Apply Beyond as an early postemergence treatment when weeds are actively growing and before broadleaf weeds exceed a height of 3 inches and grasses exceed 4 to 5 leaves (unless otherwise indicated). Under cold temperature conditions (less than 40° F maximum daytime temperature), weed control may be less than optimal. A thin stand of wheat may result in unacceptable weed control.

Beyond is effective in controlling weeds in conservation tillage and conventional tillage wheat production systems. **Beyond** can be applied in the fall/winter or spring for winter or spring annual weed control, respectively. Delay application until the majority of the weeds are at the specified growth stage. When a mixture of grasses and broadleaf weeds are present, time the application to the grass weeds for optimum control.

When adequate soil moisture is present, **Beyond** will provide residual activity of susceptible germinating weeds. Activity on established weeds will depend on the weed species and the location of its root system in the soil.

Occasionally, reduction in plant height or temporary yellowing of crop plants may occur following **Beyond** applications. These effects can be more pronounced in spray overlap areas and/or if crops are growing under stressful environmental conditions (such as, but not limited to, drought, excessive moisture, improper fertility, improper varietal adaptation, poor planting conditions, etc.). To avoid possible crop injury, **DO NOT** apply **Beyond** to **CLEARFIELD** wheat when extreme cold temperatures (less than 40° F maximum daytime temperature) are expected within 1 week of application. Crop response associated with stress conditions and overlaps shall be the responsibility of the user.

Weed control is optimized when **Beyond** is applied to actively growing wheat. Plant a locally adapted **CLEARFIELD** variety at the normal seeding rate for your geography. Apply to wheat after tiller initiation has begun and prior to the jointing stage of growth (and when the weeds are at the appropriate size). See the **Weeds Controlled (CLEARFIELD Winter Wheat)** tables.

Application Timing in CLEARFIELD Winter Wheat

Apply **Beyond** to **CLEARFIELD** winter wheat after tiller initiation but prior to jointing. See following tables for specific weed growth stages.

Use Rate

Apply 0.031 to 0.047 lb imazamox ae/A (4 to 6 fl ozs **Beyond**/acre). See **Weeds Controlled (CLEARFIELD Winter Wheat)** section for detailed use rate specifications.

ADJUVANTS AND SPRAY CARRIER

A nonionic surfactant **AND** nitrogen-based fertilizer **MUST** be added to the spray solution for optimum weed control. See the **ADJUVANTS** section under **Mixing Instructions** for specific instructions.

2-gene Winter Wheat: For improved weed control, a crop oil concentrate or a methylated seed oil may be substituted for the nonionic surfactant. The use of COC or MSO in place of nonionic surfactant in 2-gene winter wheat may increase crop response. When **Beyond** is tank mixed with another herbicide, using COC or MSO in 2-gene winter wheat is only recommended when a **Beyond** tank mix partner allows the use of a COC or MSO. Apply only on **CLEARFIELD** winter wheat varieties that possess 2-gene tolerance. Contact your winter wheat seed supplier to

confirm that the variety you are about to treat contains 2-gene tolerance.

Liquid Fertilizer as a Carrier. **Beyond**® herbicide may be applied to **CLEARFIELD**® winter wheat in a water/liquid fertilizer solution with at least 50% water. Add a nonionic surfactant at 1 quart/100 gallons of spray solution (0.25% v/v). Some crop leaf burn from the fertilizer may occur. The use of COC, HSOC or MSO in place of nonionic surfactant in 2-gene winter wheat may increase crop response.

Crop-specific Restrictions and Limitations

- **DO NOT** apply more than 0.062 lb imazamox ae/acre (8 fl ozs **Beyond**/acre) during the growing season.
- There are no restrictions following an application of **Beyond** for feeding or grazing of wheat forage and hay.
- Application of **Beyond** to weeds that have been grazed may result in reduced weed control. For optimum weed control, allow a period of 7 days between the end of grazing and **Beyond** application for weed regrowth to occur. Under cold conditions, wait until new growth of weeds is evident before applying **Beyond** in fields that have been grazed.

Weeds Controlled (CLEARFIELD Winter Wheat)

Beyond will control or suppress listed weeds when applied postemergence at the specified rates listed as follows.

Broadleaf Weeds Controlled by Beyond® herbicide in CLEARFIELD® Winter Wheat

	Application Rate (fl ozs/A)	Maximum Weed Size (inches)
Wild beet	4 to 6	3
Canola, volunteer (non-CLEARFIELD)	4 to 6	5
Chickweed, common	4 to 6	3
Cocklebur, common	4 to 6	3
Filaree,		
redstem	5 to 6	3
whitestem	5 to 6	3
Flixweed	4 to 6	3
Henbit	5 to 6	3
Knotweed, prostrate	5 to 6	3
Lambsquarters, common	4 to 6*	1
Lettuce, miner's	5 to 6	3
Jimsonweed	4 to 6	3
Mallow,		
common	5 to 6	3
Venice	5 to 6	1
Morningglory,		
entireleaf	5 to 6	3
ivyleaf	5 to 6	3
smallflower	5 to 6	3
tall	5 to 6	3

Broadleaf Weeds Controlled by Beyond® herbicide in CLEARFIELD® Winter Wheat (continued)

	Application Rate (fl ozs/A)	Maximum Weed Size (inches)
Mustard,		
black	4 to 6	3
blue	4 to 6	4
tumble	4 to 6	4
wild	4 to 6	4
Nightshade,		
black	4 to 6	5
Eastern black	4 to 6	5
hairy	4 to 6	5
Pennycress, field	4 to 6	3
Pigweed,		
redroot	4 to 6	5
smooth	4 to 6	4
spiny	4 to 6	3
Purslane, common	4 to 6	3
Radish, wild	4 to 6	3
Rocket,		
London	5 to 6	5
yellow	5 to 6	5
Shepherd's-purse	4 to 6	5
Smartweed,		
ladysthumb	4 to 6	3
Pennsylvania	4 to 6	3
swamp	5 to 6	3
Spurge, prostrate	5 to 6	3
Tansymustard, green	4 to 6	4
Thistle, Russian (non-ALS-resistant)	5 to 6	3
Velvetleaf	4 to 6	3

* **Beyond** controls common lambsquarters at 4 fl ozs/A east of the Rocky Mountains. Apply 5 to 6 fl ozs/A west of the Rocky Mountains.

Broadleaf Weeds Suppressed by Beyond® herbicide in CLEARFIELD® Winter Wheat

	Application Rate (fl ozs/A)	Maximum Weed Size (inches)
Bedstraw	5 to 6	3
Buckwheat, wild ¹	5 to 6	3
Dandelion	5 to 6	3
Fiddleneck	5 to 6	3
Primrose,		
cutleaf	5 to 6	3
evening	5 to 6	3
Ragweed,		
common	5 to 6	3
giant	5 to 6	3
Thistle, Canada	5 to 6	3

¹ See **Specific Weed Problems** section for more information.

21/25

Grass Weeds Controlled by Beyond® herbicide in CLEARFIELD® Winter Wheat

	Application Rate (fl ozs/A)	Weed Size (number of leaves (maximum tillers))
Barnyardgrass	5 to 6	1 to 5 (1)
Brome,		
California	4 to 6	1 to 5 (2)
cheat*	4 to 6	1 to 5 (2)
downy*	4 to 6	1 to 5 (2)
Japanese	4 to 6	1 to 5 (2)
Canarygrass, littleseed	4 to 6	1 to 5 (2)
Cereals, volunteer		
barley	4 to 6*	1 to 6 (1)
oat	4 to 6*	1 to 6 (1)
wheat (non-CLEARFIELD)	4 to 6*	1 to 4 (1)
Corn, volunteer (non-CLEARFIELD)	4 to 6	1 to 4
Crabgrass, large	5 to 6	1 to 4 (1)
Darnel, Persian	4 to 6	1 to 5 (2)
Foxtail,		
giant	4 to 6	1 to 6 (2)
green	4 to 6	1 to 4 (1)
yellow	4 to 6	1 to 4 (1)
Johnsongrass, seedling	5 to 6	1 to 5 (1)
Jointed goatgrass	4 to 6	1 to 5 (2)
Oats, wild*	4 to 6	1 to 5 (2)
Rescuegrass	4 to 6	1 to 4 (1)

* See **Specific Weed Problems** section for more information.

Grass Weeds and Sedges Suppressed by Beyond® herbicide in CLEARFIELD® Winter Wheat

	Application Rate (fl ozs/A)	Weed Size (number of leaves (maximum tillers))
Grasses		
Brome,		
California	4 to 6	6+ (3+)
cheat	4 to 6	6+ (3+)
downy	4 to 6	6+ (3+)
Japanese	4 to 6	6+ (3+)
Fescue, rattail	4 to 6	1 to 3
Johnsongrass, rhizome	6	1 to 5
Jointed goatgrass	4 to 6	6+ (3+)
Rye, feral or cereal ¹	4 to 6	1 to 4 (1)
Ryegrass, Italian ¹	4 to 6	1 to 4 (1)
Sedges		
Nutsedge,		
purple	6	1 to 3
yellow	6	1 to 3
Quackgrass	6	1 to 5

¹ See **Specific Weed Problems** section.

Specific Weed Problems in CLEARFIELD Winter Wheat

Beyond is most effective for grass control when applied in the fall. If summer annual broadleaf weeds germinate in the spring (following a fall application of **Beyond**), a broadleaf herbicide may need to be applied. If the **Beyond** application is made in the spring, the broadleaf herbicide may be tank mixed with **Beyond**. For improved control of grasses, such as feral rye (suppression), Italian ryegrass (suppression), cheat and downy brome, use higher rates of nitrogen fertilizer (up to 50% of the spray solution). Higher rates of nitrogen can improve weed control with **Beyond**, especially under drought stress conditions, but additional crop response may be observed. AMS/nitrogen substitutes are not recommended when targeting hard-to-control weeds.

Cheat and Downy brome. Sequential applications of **Beyond** may be needed to control subsequent germination flushes.

Feral rye (cereal, volunteer rye). Beyond suppresses emerged feral rye only. Apply to feral rye before the first tiller forms. When feral rye develops tillers, suppression is significantly reduced. If feral rye germinates in the fall, an application of **Beyond** in the fall will provide the best suppression. If feral rye germinates following an application of **Beyond** in the fall, a spring application may be necessary for suppression of subsequent germination flushes. Two applications of **Beyond** will provide the best suppression of feral rye.

Italian ryegrass. Beyond suppresses emerged Italian ryegrass only. Under favorable growing conditions, ryegrass may germinate over several weeks (especially in the southern U.S.). **Beyond DOES NOT provide residual control of Italian ryegrass.** Because of the potential for multiple germination flushes, Italian ryegrass suppression in New Mexico, Oklahoma, and Texas may not be satisfactory. Optimum application timing is to ryegrass with 3 to 4 leaves and before the first tiller. Suppression is reduced when tillers develop. In the Pacific Northwest, a spring application of 6 fl ozs/A of **Beyond** is specified to achieve the most consistent suppression. If Italian ryegrass germinates following a fall application, a spring application may be necessary. Apply the higher specified rate when Italian ryegrass is at the maximum specified size, or to heavy grass populations.

Kochia. Naturally occurring ALS/AHAS-resistant biotypes of kochia are common in wheat fields. In many cases, a tank mixture with **Beyond** will be required for acceptable control. If **Beyond** is applied in the spring, apply **Beyond** in a tank mixture with a herbicide(s) labeled to control kochia (i.e. **Clarity® herbicide** + 2,4-D). Apply to kochia 2 inches tall or less.

Wild buckwheat. For enhanced control of wild buckwheat, add **Starane® herbicide** or **Clarity** to the tank mixture. Apply to wild buckwheat with no more than 2 true leaves.

Wild oats. Beyond controls emerged wild oats only. Under favorable growing conditions, wild oats may germinate over several weeks (especially in the southern U.S.).

22/25

Beyond does not provide residual control of wild oats. Because of the potential for multiple germination flushes, wild oat control in New Mexico, Oklahoma, and Texas may not be satisfactory.

TANK MIX HERBICIDE COMBINATIONS WITH Beyond® herbicide

Recommended tank mixes for postemergence applications of Beyond on CLEARFIELD® wheat varieties are the following herbicides:

- | | |
|---------------------|-------------------|
| Banvel® | Curtail® M |
| Bronate® | Starane |
| (bromoxynil + MCPA) | 2,4-D ester |
| Buctril® | MCPA |
| Clarity | |

Limit bromoxynil applications (**Bronate** or **Buctril**) to 0.5 lb/acre active ingredient when tank mixed with **Beyond**.

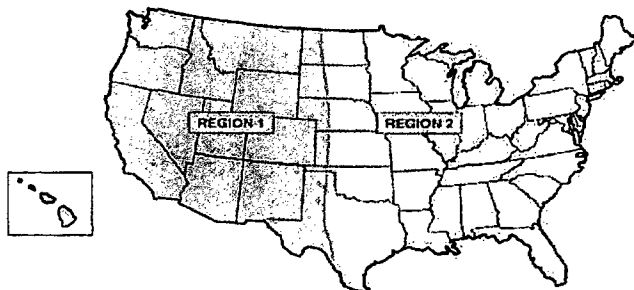
When broadleaf herbicides are tank mixed with **Beyond**, there may be some reduction in weed control, particularly grass weeds.

Sulfonylurea herbicides should not be tank mixed with Beyond. Beyond tank mixes with sulfonylurea herbicides may result in unacceptable crop response.

When **Beyond** is used in combination with another herbicide, refer to the respective label for rates, methods and proper timing of application, weeds controlled, restrictions and precautions. Always use in accordance with the more restrictive label use directions and precautions.

Rotational Crop Restrictions

Rotational crops may be planted after applying the specified rate of **Beyond** in the regions, as indicated on the map.



Region 1 consists of states and parts of states WEST of US Highway 83 (Arizona, California, Colorado, Hawaii, Idaho, Montana, Nevada, New Mexico, Oregon, Utah, Washington, Wyoming, and western parts of Kansas, Nebraska, North Dakota, Oklahoma, South Dakota, and Texas).

Region 2 consists of states and parts of states EAST of US Highway 83 (includes the eastern parts of Kansas, Nebraska, North Dakota, Oklahoma, South Dakota, and Texas, and the states east of these states).

Rotational Interval (months) following Beyond® herbicide Application

Plant-back Interval (months)	Region 1	Region 2		
Anytime	CLEARFIELD® canola CLEARFIELD lentil CLEARFIELD rice CLEARFIELD sunflower CLEARFIELD wheat Dry beans and dry peas English peas Lima beans (succulent) Snap beans Soybeans	CLEARFIELD canola CLEARFIELD lentil CLEARFIELD rice CLEARFIELD sunflower CLEARFIELD wheat Dry beans and dry peas English peas Lima beans (succulent) Snap beans Soybeans		
3	Alfalfa Wheat ^{5,6} (non- CLEARFIELD)	Alfalfa Wheat ⁵ (non- CLEARFIELD)		
4	Rye	Rye		
8-1/2	Corn (field, pop, seed, sweet, CLEARFIELD and non- CLEARFIELD)	Corn (field, pop, seed, sweet, CLEARFIELD and non- CLEARFIELD)		
9	Barley ¹ Cantaloupe Cotton Grain sorghum Lettuce Millet Oat Onion	Peanut Pumpkin Rice Squash Sunflower Tobacco Watermelon	Barley ¹ Broccoli Cabbage Cantaloupe Carrot Cotton Cucumber Grain sorghum Lettuce Millet Oat Onion	Peanut Pepper Potato ² Pumpkin Rice Squash Sunflower Tobacco Tomato Turnip Watermelon
18	Barley ¹ Broccoli Cabbage Carrot Cucumber All other crops not listed in the Rotational Crop Restrictions	Pepper Potato Tomato Turnip	Barley ¹ Canola (non- CLEARFIELD) Condiment mustard All other crops not listed in the Rotational Crop Restrictions	Sugar beet ³ Table beet ³
26	Canola (non- CLEARFIELD) Condiment mustard	Sugar beet ⁴ Table beet	Sugar beet ³ Table beet ³	

¹ In **Region 1** and **Region 2**, refer to the following table for rotational intervals for planting barley following applications of **Beyond**.

² In **Region 2**, refer to the following table for rotational intervals for planting potato following applications of **Beyond**.

³ In **Region 2**, sugar beets and table beets can be planted 18 months following an application of **Beyond** if the soil pH is uniformly 6.2 or greater. If the soil pH is less than 6.2, the rotational interval is 26 months. Sugar beet yields can be reduced when grown in soil conditions with a pH less than 6.2. If the soil is limed to adjust the soil pH, apply the lime at least 18 months prior to planting sugar beet or other rotational crops under the 18-month rotational interval.

⁴ For sugar beets grown in parts of Nebraska west of Highway 83, and Platte, Goshen and Laramie counties in Wyoming; follow the sugar beet rotational crop restrictions for **Region 2** for sprinkler-irrigated fields only. If fields are dryland, flood or furrow irrigated, follow restrictions for **Region 1**. A minimum of 10 inches of overhead irrigation must be applied each season to qualify for **Region 2** guidelines.

⁵ Planting non-**CLEARFIELD** spring or winter wheat in areas receiving less than 10 inches of precipitation from the time of **Beyond** application up until wheat planting may result in wheat injury. The possibility of injury increases if less than normal precipitation occurs from the time of application to planting and/or within the first 2 months after **Beyond** application.

⁶ In **Region 1**, refer to the following table for rotational intervals for planting non-**CLEARFIELD** wheat following applications of **Beyond**.

Barley Rotational Interval based on pH, Moisture and Tillage (Region 1 and Region 2)		Moldboard Plowing	
		NO	YES
pH and Rainfall requirements	>18 inches R+I AND pH >6.2	9 months	9 months
	<18 inches R+I OR pH <6.2	18 months	9 months

Potato Rotational Interval based on pH and Moisture (Region 2)		
pH and Rainfall requirements	>18 inches R+I AND pH >6.2	9 months
	<18 inches R+I OR pH <6.2	18 months

Non-CLEARFIELD® Wheat Rotational Interval based on pH, Moisture and Tillage (Region 1)		Moldboard Plowing	
		NO	YES
pH and Rainfall requirements	>10 inches R+I AND pH >6.2	3 months	3 months
	<10 inches R+I OR pH <6.2	15 months	3 months

Non-CLEARFIELD Wheat Rotational Interval based on pH, Moisture and Tillage (WA and selected counties in ID* and OR**)		Moldboard Plowing	
		NO	YES
pH and Rainfall requirements	>16 inches R+I AND pH >6.2	3 months	3 months
	<16 inches R+I OR pH <6.2	15 months	15 months

*Selected counties in Idaho: Benewah, Bonner, Boundary, Clearwater, Idaho, Kootenai, Latah, Lewis, Nez Perce and Shoshone.
 **Selected counties in Oregon: All but Malheur.

When taking soil samples to determine soil pH, use a grid sampling technique, sampling to a depth of 3 to 4 inches.

R+I = Rainfall and overhead irrigation from the time of **Beyond®** herbicide application up until time of barley, non-CLEARFIELD wheat, or potato planting. **Does not include furrow or flood irrigation.**

If the rainfall or pH requirements are not fully met, and barley or non-CLEARFIELD wheat is planted prior to the specified rotation interval, injury may be reduced by tillage, such as deep disking (greater than 6 inches deep) after crop harvest but prior to November 1.

The possibility of injury to barley or non-CLEARFIELD wheat planted the next season increases **if less than normal precipitation occurs from the time of application to planting and/or within the first two months after Beyond application.**

Furrow-irrigated and Flood-irrigated Crops

Following harvest of furrow-irrigated or flood-irrigated crops, the soil should be thoroughly mixed by plowing or deep disking to minimize the potential for herbicide carryover to the following crop.

Use of **Beyond** in accordance with label directions is expected to result in normal growth of rotational crops in most situations; however, various environmental and agronomic factors, such as arid conditions, make it impossible to eliminate all risks associated with the use of this product and, therefore, rotational crop injury is always possible.

GENERAL PRECAUTIONS
<p>In the event of a crop loss due to weather, dry beans, dry peas, CLEARFIELD canola, CLEARFIELD corn, CLEARFIELD lentil, CLEARFIELD sunflowers, CLEARFIELD wheat, peas (English), lima beans (succulent), snap beans, or soybeans can be replanted. DO NOT make an additional application of Beyond.</p> <p>Application of products containing chlorimuron ethyl (herbicides such as Canopy® herbicide, etc.), metsulfuron-methyl (Harmony® Extra herbicide), imazaquin (Scepter® 70 DG herbicide) or imazethapyr (Pursuit® herbicide, Pursuit® Plus EC herbicide) the same year as Beyond may increase the risk of injury to sensitive rotational crops. Consult all pertinent labels for use of these products in combinations.</p> <p>If arid conditions occur during the year of application, rotational crop injury may occur.</p>

25/25

Conditions of Sale and Warranty

The **Directions For Use** of this product reflect the opinion of experts based on field use and tests. The directions are believed to be reliable and must be followed carefully. However, it is impossible to eliminate all risks inherently associated with the use of this product. Crop injury, ineffectiveness or other unintended consequences may result because of such factors as weather conditions, presence of other materials, or use of the product in a manner inconsistent with its labeling, all of which are beyond the control of BASF CORPORATION ("BASF") or the Seller. To the extent consistent with applicable law, all such risks shall be assumed by the Buyer.

BASF warrants that this product conforms to the chemical description on the label and is reasonably fit for the purposes referred to in the **Directions For Use**, subject to the inherent risks, referred to above.

TO THE EXTENT CONSISTENT WITH APPLICABLE LAW, BASF MAKES NO OTHER EXPRESS OR IMPLIED WARRANTY OF FITNESS OR MERCHANTABILITY OR ANY OTHER EXPRESS OR IMPLIED WARRANTY.

TO THE EXTENT CONSISTENT WITH APPLICABLE LAW, BUYER'S EXCLUSIVE REMEDY AND BASF'S EXCLUSIVE LIABILITY, WHETHER IN CONTRACT, TORT, NEGLIGENCE, STRICT LIABILITY, OR OTHERWISE, SHALL BE LIMITED TO REPAYMENT OF THE PURCHASE PRICE OF THE PRODUCT.

TO THE EXTENT CONSISTENT WITH APPLICABLE LAW, BASF AND THE SELLER DISCLAIM ANY LIABILITY FOR CONSEQUENTIAL, EXEMPLARY, SPECIAL OR INDIRECT DAMAGES RESULTING FROM THE USE OR HANDLING OF THIS PRODUCT.

BASF and the Seller offer this product, and the Buyer and User accept it, subject to the foregoing **Conditions of Sale and Warranty** which may be varied only by agreement in writing signed by a duly authorized representative of BASF.

1108

**USES WITH OTHER PRODUCTS
(TANK MIXES)**

If this product is used in combination with any other product except as specifically instructed in writing by BASF, then to the extent consistent with applicable law, BASF shall have no liability for any loss, damage or injury arising out of its use in any such combination not so specifically specified. If used in combination as instructed by BASF, to the extent consistent with applicable law, the liability of BASF shall in no manner extend to any damage, loss or injury not directly caused by the inclusion of the BASF product in such combination use, and in any event, to the extent consistent with applicable law, shall be limited to return of the amount of the purchase price of the BASF product.

Banvel, Beyond, Clarity, CLEARFIELD, Clearpath, Newpath, Prowl, Pursuit, Raptor, and Scepter are registered trademarks of BASF.

Bronate and Buctril are registered trademarks of Bayer CropScience USA, Inc.

Curtail, Hornet, Lorsban, Starane, and Stinger are registered trademarks of Dow AgroSciences LLC.

Furadan is a registered trademark of FMC Corporation.

Canopy, Finesse, Harmony, and Staple are registered trademarks of E.I. duPont de Nemours and Co., Inc.

© 2009 BASF Corporation
All rights reserved.

000241-00xxx.20090831b.NVA 2009-04-191-0148
Based on: NVA 2009-04-133-0067
Supersedes: NVA 2009-04-191-0084

BASF Corporation
26 Davis Drive
Research Triangle Park, NC 27709



The Chemical Company