



UNITED STATES ENVIRONMENTAL PROTECTION AGENCY
WASHINGTON, D.C. 20460

OFFICE OF CHEMICAL SAFETY
AND POLLUTION PREVENTION

JUN 11 2010

Mr. Charles T. Levey
BASF Corporation
26 Davis Dr.
Durham, NC 27709

Subject: Label Notification(s) for Pesticide Registration Notice 2007-4 and 98-10
Storage and disposal update and other changes

Dear Registrant:

The Agency is in receipt of your Application(s) for Pesticide Notification under Pesticide Registration Notice (PRN) 2007-4 and 98-10 dated May 6, 2010 for:

EPA Registration 241-428 ↓
Sature® SC Fungicide

The Registration Division (RD) has conducted a review of this request for applicability under PRN 2007-4 and 98-10 and finds that the label change(s) requested falls within the scope of PRN-2007-4 and 98-10. The label has been date-stamped "Notification" and will be placed in our records.

Please be reminded that 40 CFR Part 156.140(a)(4) requires that a batch code, lot number, or other code identifying the batch of the pesticide distributed and sold be placed on nonrefillable containers. The code may appear either on the label (and can be added by non-notification/PR Notice 98-10) or durably marked on the container itself.

If you have any questions, please contact me directly at 703-305-6249 or Banza Djapao of my staff at 703-305-7269.

Sincerely,

A handwritten signature in cursive script, appearing to read "Rachel C. Halloran".

Linda Arrington *LA*
Notifications & Minor Formulations Team Leader
Registration Division (7505P)
Office of Pesticide Programs

Please read instructions on reverse before completing form.

Form Approved. OMB No. 2070-0060. Approval expires 2-28-95



United States
Environmental Protection Agency
Washington, DC 20460

Registration
 Amendment
 Other

OPP Identifier Number

Application for Pesticide - Section I

1. Company/Product Number 241-428	2. EPA Product Manager Mary Waller	3. Proposed Classification <input checked="" type="checkbox"/> None <input type="checkbox"/> Restricted
4. Company/Product (Name) Stature SC Fungicide	PM# 21	
5. Name and Address of Applicant (Include ZIP Code) BASF Corporation 26 Davis Dr. Durham, NC 27709 <input type="checkbox"/> Check if this is a new address	6. Expedited Review. In accordance with FIFRA Section 3(c)(3) (b)(i), my product is similar or identical in composition and labeling to: EPA Reg. No. _____ Product Name _____	

Section - II

<input type="checkbox"/> Amendment - Explain below.	<input checked="" type="checkbox"/> Final printed labels in response to Agency letter dated _____	NOTIFICATION JUN 11 2010
<input type="checkbox"/> Resubmission in response to Agency letter dated _____	<input type="checkbox"/> "Me Too" Application.	
<input checked="" type="checkbox"/> Notification - Explain below.	<input type="checkbox"/> Other - Explain below.	

Explanation: Use additional page(s) if necessary. (For section I and Section II.)
Please see cover letter.

Section - III

1. Material This Product Will Be Packaged In:				2. Type of Container	
Child-Resistant Packaging <input type="checkbox"/> Yes <input checked="" type="checkbox"/> No	Unit Packaging <input checked="" type="checkbox"/> Yes <input type="checkbox"/> No	Water Soluble Packaging <input type="checkbox"/> Yes <input checked="" type="checkbox"/> No		<input type="checkbox"/> Metal	<input checked="" type="checkbox"/> Plastic
If "Yes" Unit Packaging wgt. 25 fl. oz.		No. per container 1	If "Yes" Package wgt.	<input type="checkbox"/> Glass	<input type="checkbox"/> Paper
Certification must be submitted				Other (Specify) _____	
3. Location of Net Contents Information <input checked="" type="checkbox"/> Label <input type="checkbox"/> Container		4. Size(s) Retail Container 25 oz./ 6 gal.		5. Location of Label Directions <input type="checkbox"/>	
6. Manner in Which Label is Affixed to Product <input type="checkbox"/> Lithograph <input type="checkbox"/> Paper glued <input type="checkbox"/> Stenciled			<input type="checkbox"/> Other _____		

Section - IV

1. Contact Point (Complete items directly below for identification of individual to be contacted, if necessary, to process this application.)		
Name Charles T. Levey	Title Product Registration Manager	Telephone No. (Include Area Code) 919-547-2059
Certification I certify that the statements I have made on this form and all attachments thereto are true, accurate and complete. I acknowledge that any knowingly false or misleading statement may be punishable by fine or imprisonment or both under applicable law.		6. Date Application Received (Stamped)
2. Signature 	3. Title Product Registration Manager	
4. Typed Name Charles T. Levey charles.levey@basf.com	5. Date June 11, 2010	



United States
Environmental Protection Agency
Washington, DC 20460

<input type="checkbox"/>	Registration
<input type="checkbox"/>	Amendment
<input checked="" type="checkbox"/>	Other

OPP Identifier Number

Application for Pesticide - Section I

1. Company/Product Number 241-428	2. EPA Product Manager Mary Waller	3. Proposed Classification <input checked="" type="checkbox"/> None <input type="checkbox"/> Restricted
4. Company/Product (Name) Stature SC Fungicide	PM# 21	
5. Name and Address of Applicant (Include ZIP Code) BASF Corporation 26 Davis Dr. Durham, NC 27709 <input type="checkbox"/> Check if this is a new address	6. Expedited Review. In accordance with FIFRA Section 3(c)(3) (b)(i), my product is similar or identical in composition and labeling to: EPA Reg. No. _____ Product Name _____	

Section - II

<input type="checkbox"/> Amendment - Explain below.	<input checked="" type="checkbox"/> Final printed labels in response to Agency letter dated _____
<input type="checkbox"/> Resubmission in response to Agency letter dated _____	<input type="checkbox"/> "Me Too" Application.
<input checked="" type="checkbox"/> Notification - Explain below.	<input type="checkbox"/> Other - Explain below.

NOTIFICATION

JUN 11 2010

Explanation: Use additional page(s) if necessary. (For section I and Section II.)

Please see cover letter.

Section - III

1. Material This Product Will Be Packaged In:				2. Type of Container	
Child-Resistant Packaging <input type="checkbox"/> Yes <input checked="" type="checkbox"/> No	Unit Packaging <input checked="" type="checkbox"/> Yes <input type="checkbox"/> No	Water Soluble Packaging <input type="checkbox"/> Yes <input checked="" type="checkbox"/> No	If "Yes" Unit Packaging wgt. No. per container 25 fl. oz 1		<input type="checkbox"/> Metal <input checked="" type="checkbox"/> Plastic <input type="checkbox"/> Glass <input type="checkbox"/> Paper <input type="checkbox"/> Other (Specify) _____
3. Location of Net Contents Information <input checked="" type="checkbox"/> Label <input type="checkbox"/> Container		4. Size(s) Retail Container		5. Location of Label Directions	
6. Manner in Which Label is Affixed to Product <input type="checkbox"/> Lithograph <input type="checkbox"/> Paper glued <input type="checkbox"/> Stenciled				<input type="checkbox"/> Other _____	

Section - IV

1. Contact Point (Complete items directly below for identification of individual to be contacted, if necessary, to process this application.)					
Name Charles T. Levey		Title Product Registration Manager		Telephone No. (Include Area Code) 919-547-2050	
<p align="center">Certification</p> <p>I certify that the statements I have made on this form and all attachments thereto are true, accurate and complete. I acknowledge that any knowingly false or misleading statement may be punishable by fine or imprisonment both under applicable law.</p>					<p>6. Date Application Received (Stamped)</p>
2. Signature 		3. Title Product Registration Manager			
4. Typed Name Charles T. Levey charles.levey@basf.com		5. Date May 6, 2010			

"This notification is consistent with the provisions of PR Notice 98-10 and EPA regulations at 40 CFR 152.46, and no other changes have been made to the labeling or the confidential statement of formula of this product. I understand that it is a violation of 18 U.S.C. Sec. 1001 to willfully make any false statement to EPA. I further understand that if this notification is not consistent with the terms of PR Notice 98-10 and 40 CFR 152.46, this product may be in violation of FIFRA and I may be subject to enforcement action and penalties under sections 12 and 14 of FIFRA."

Charles J. Jolley
6/11/10



The Chemical Company

May 6, 2010

Ms. Mary Waller (PM 21)
Document Processing Desk (NOTIF)
Office of Pesticide Programs (7504P)
U.S. Environmental Protection Agency
Room S-4900, One Potomac Yard
2777 South Crystal Drive
Arlington, VA 22202-4501

Subject: Label Notification for Stature® SC Fungicide (EPA Reg. No. 241-428)

Dear Ms. Waller,

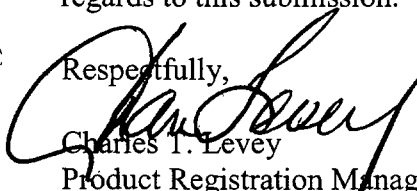
BASF Corporation is submitting a label notification in response to PR Notice 2007-4. We are also correcting typographical errors as well. The changes are clearly highlighted on the enclosed label to expedite your review. I certify the following:

PR Notice 2007-4:


“Notification of label change per PR Notice 2007-4. This notification is consistent with the guidance in PR Notice 2007-4 and the requirements of EPA’s regulations at 40 CFR §§ 156.10, 156.140, 156.144, 156.146, and 156.156. No other changes have been made to the labeling or the Confidential Statement of Formula for this product. I understand that it is a violation of 15 U.S.C. Sec. 1001 to willfully make any false statement to EPA. I further understand that if the amended label is not consistent with the requirements of 40 CFR §§ 156.10, 156.140, 156.144, 156.146, and 156.156, this product may be in violation of FIFRA and I may be subject to enforcement action and penalties under sections 12 and 14 of FIFRA.”

Please call me at 919-547-2059 or email at charles.levy@basf.com, if you have any questions in regards to this submission. Thanks in advance for your cooperation.

Respectfully,


Charles T. Levey
Product Registration Manager
BASF Corporation

® Registered Trademark of BASF



6/15

GROUP 40 FUNGICIDE

Stature[®] SC

JUN 11 2010 fungicide

For Use as a Spray or Drench for Control of Foliar and Root Diseases of Greenhouse and Nursery-Grown Ornamental Plants, including Conifer Nursery Seedlings

Active Ingredient:

dimethomorph* 43.5%

Other Ingredients: 56.5%

Total: 100.0%

*Equivalent to 4.18 pounds dimethomorph per gallon.

US Patent No. 5,952,496

EPA Reg. No. 241-428

EPA Est. No.

KEEP OUT OF REACH OF CHILDREN CAUTION/PRECAUCIÓN

Si usted no entiende la etiqueta, busque a alguien para que se la explique a usted en detalle. (If you do not understand this label, find someone to explain it to you in detail.)

In case of an emergency endangering life or property involving this product, call day or night 1-800-832-HELP (4357).

See inside for complete **First Aid, Precautionary Statements, Directions For Use, Conditions of Sale and Warranty**, and state-specific crop and/or use site restrictions.

Net Contents:

BASF Corporation
26 Davis Drive
Research Triangle Park, NC 27709

 **BASF**
The Chemical Company

FIRST AID	
If swallowed	<ul style="list-style-type: none"> • Call a poison control center or doctor immediately for treatment advice. • Have person sip a glass of water if able to swallow. • DO NOT induce vomiting unless told to by a poison control center or doctor. • DO NOT give anything by mouth to an unconscious person.
If on skin or clothing	<ul style="list-style-type: none"> • Take off contaminated clothing. • Rinse skin immediately with plenty of water for 15-20 minutes. • Call a poison control center or doctor for treatment advice.
HOTLINE NUMBER	
<p>Have the product container or label with you when calling a poison control center or doctor or going for treatment. You may also contact BASF Corporation for emergency medical treatment information: 1-800-832-HELP (4357).</p>	

PRECAUTIONARY STATEMENTS

HAZARDS TO HUMANS AND DOMESTIC ANIMALS

CAUTION. Harmful if swallowed or absorbed through skin. Avoid contact with skin, eyes or clothing. Wash thoroughly with soap and water after handling and before eating, drinking, chewing gum or using tobacco. Remove and wash contaminated clothing before reuse.

PERSONAL PROTECTIVE EQUIPMENT (PPE):

Some materials that are chemical-resistant to this product are listed below. If you want more options, follow the instructions for **Category A** on an EPA chemical-resistance category selection chart.

Applicators and other handlers must wear:

- Long-sleeved shirt and long pants
- Chemical-resistant gloves made of any waterproof material, such as polyethylene or polyvinyl chloride
- Shoes plus socks

Follow manufacturer's instructions for cleaning and maintaining PPE. If no such instructions for washables, use detergent and hot water. Keep and wash PPE separately from other laundry.

USER SAFETY RECOMMENDATIONS

Users should:

- Wash hands before eating, drinking, chewing gum, using tobacco or using the toilet.
- Remove clothing immediately if pesticide gets inside. Then wash thoroughly and put on clean clothing.

ENVIRONMENTAL HAZARDS

DO NOT apply directly to water, to areas where surface water is present, or to intertidal areas below the mean high water mark. **DO NOT** contaminate water when cleaning equipment or disposing of equipment washwaters or rinsate.

DIRECTIONS FOR USE

AGRICULTURAL USE REQUIREMENTS

Use this product only in accordance with its labeling and with the Worker Protection Standard, 40 CFR part 170. This standard contains requirements for the protection of agricultural workers on farms, forests, nurseries, and greenhouses, and handlers of agricultural pesticides. It contains requirements for training, decontamination, notification, and emergency assistance. It also contains specific instructions and exceptions pertaining to the statements on this label about personal protective equipment (PPE) and restricted-entry interval. The requirements in this box only apply to uses of this product that are covered by the Worker Protection Standard.

DO NOT enter or allow worker entry into treated areas during the restricted-entry interval (REI) of **12 hours**.

PPE requirements for early entry to treated areas that is permitted under the Worker Protection Standard and that involves contact with anything that has been treated, such as plants, soil or water, is:

- Long-sleeved shirt and long pants
- Chemical-resistant gloves made of any waterproof material, such as polyethylene or polyvinyl chloride
- Shoes plus socks

STORAGE AND DISPOSAL

DO NOT contaminate water, food or feed by storage or disposal.

Pesticide Storage

Store in a cool, well-ventilated area. **DO NOT** allow to become overheated in storage. Keep container closed when not in use.

Pesticide Disposal

Wastes resulting from the use of this product may be disposed of on-site or at an approved waste disposal facility.

(continued)

STORAGE AND DISPOSAL *(continued)*

Container Disposal

Nonrefillable Container. DO NOT reuse or refill this container. Triple rinse or pressure rinse container (or equivalent) promptly after emptying; then offer for recycling, if available, or reconditioning, if appropriate, or puncture and dispose of in a sanitary landfill, or by incineration, or by other procedures approved by state and local authorities.

Triple rinse containers small enough to shake (capacity ≤ 5 gallons) as follows: Empty the remaining contents into application equipment or a mix tank and drain for 10 seconds after the flow begins to drip. Fill the container 1/4 full with water and recap. Shake for 10 seconds. Pour rinsate into application equipment or a mix tank; or store rinsate for later use or disposal. Drain for 10 seconds after the flow begins to drip. Repeat this procedure two more times.

Triple rinse containers too large to shake (capacity > 5 gallons) as follows: Empty the remaining contents into application equipment or a mix tank. Fill the container 1/4 full with water. Replace and tighten closures. Tip container on its side and roll it back and forth, ensuring at least one complete revolution, for 30 seconds. Stand the container on its end and tip it back and forth several times. Turn container over onto its other end and tip back and forth several times. Empty the rinsate into application equipment or a mix tank, or store rinsate for later use or disposal. Repeat this procedure two more times.

Pressure rinse as follows: Empty the remaining contents into application equipment or mix tank and continue to drain for 10 seconds after flow begins to drip. Hold container upside down over application equipment or mix tank, or collect rinsate for later use or disposal. Insert pressure rinsing nozzle in the side of the container and rinse at about 40 PSI for at least 30 seconds. Drain for 10 seconds after the flow begins to drip.

GENERAL INFORMATION

It is a violation of federal law to use this product in a manner inconsistent with its labeling. **DO NOT APPLY** this product in a way that will contact workers or other persons, either directly or through drift. Only protected handlers may be in the area during application.

For any requirements specific to your state or tribe, consult the agency responsible for pesticide regulation.

THIS LABEL MUST BE IN THE POSSESSION OF THE USER AT THE TIME OF FUNGICIDE APPLICATION. DO NOT APPLY this product through any type of irrigation system unless the label instructions on chemigation are followed. See below for chemigation use directions.

Carefully read and understand the **Directions For Use** and restrictions before applying this product.

DO NOT use on plants for food or feed purposes.

DO NOT APPLY this product when wind conditions favor drift.

Stature® SC fungicide is classified as a cinnamic acid derivative used for the preventive control of certain foliar, stem and root diseases of herbaceous and woody ornamental crops. **Stature SC** can be used on plants grown in greenhouses, shadehouses, lathhouses, and outdoor container or field nurseries, including conifer nursery seedlings. This product should be used in a program with other products to provide season-long protection. Under severe disease conditions, use maximum rates and shorter intervals for repeated applications.

Stature SC is a foliar and root penetrant with translaminar and locally systemic activity. Thorough plant coverage is important when **Stature SC** is used as a preventive application for foliar diseases. Dense foliage or excessive growth will often prevent adequate coverage; adjust spray volumes accordingly. **Stature SC** will also control stem and root diseases when applied to the root zone of the plant as a drench, soil surface or directed spray, or via hydroponic and chemigation systems.

Carefully read, understand, and follow all directions and precautions.

Disease pressure and environmental conditions will determine the length of the spray interval. Sprayers should be properly calibrated before application.

RESISTANCE MANAGEMENT: The unique mode of action of **Stature SC** makes it ideal for disease management programs where fungicide rotation is emphasized to help prevent the development of resistance.

Certain causal agents of downy mildew diseases (*Pseudoperonospora* and *Peronospora*) and *Phytophthora* spp. strains have developed resistance to some crop protection products after excessive use. Since the development of resistance cannot be predicted, **Stature SC** should always be used in a resistance management program. Such programs should incorporate the practices of alteration (rotation) and/or tank mixing **Stature SC** with other fungicides effective on downy mildew and *Phytophthora* diseases.

No more than two applications of Stature SC can be applied consecutively in a crop unless tank mixed. Rotate to products with different modes of action for two applications between **Stature SC** use. If **Stature SC** is tank mixed with a product with a different mode of action, then up to four applications can be made before product rotation.

If disease continues to increase excessively after treatment with this product when used according to label recommendations, **DO NOT** increase the use rate beyond the labeled rate. Discontinue use of the product and switch to another fungicide with a different target site or mode of action, if available. Your local crop advisor may provide an appropriate control recommendation.

Stature® SC fungicide is a protectant fungicide. If not applied on a routine protectant spray schedule, crops should be examined weekly for signs and symptoms of disease. Fungicide application should be made at the recommended label use rate and spray schedule, at the first sign of disease, or during environmental conditions favorable for disease development. Resistance management strategies advise not to apply at rates lower than recommended on the label.

CHEMIGATION (Not registered for use in California)
Pesticide labels contain directions for use which are necessary for effecting the purpose for which the product is intended and to protect health and the environment. The following information is intended to decrease environmental risks of pesticide contamination of groundwater and will decrease direct human exposure to pesticide-treated irrigation water by providing appropriate directions for use.

Pesticide supply tanks are recommended for the application of these products. See label instructions for dilution use rates and timing of applications. Agitate prior to use and during application. Since the material is used in an injection proportioner, the pesticide is to be applied continuously for the duration of the water application.

Apply this product only through pressurized drench (flood), sprinkler, or drip (trickle) irrigation systems. **DO NOT** apply this product through any other type of irrigation system.

Crop injury, lack of effectiveness, or illegal pesticide residues in the crop can result from nonuniform distribution of treated water.

If you have questions about calibration, you should contact state extension service specialists, equipment manufacturers, or other experts.

DO NOT connect an irrigation system (including greenhouse systems) used for pesticide application to a public water system unless the pesticide label-prescribed safety devices for public water systems are in place.

A person knowledgeable of the chemigation system and responsible for its operation or under the supervision of the responsible person shall shut the system down and make necessary adjustments should the need arise.

CHEMIGATION SYSTEMS CONNECTED TO PUBLIC WATER SYSTEMS

- Public water system means a system for the provision to the public of piped water for human consumption if such system has at least 15 service connections or regularly serves an average of at least 25 individuals daily at least 60 days out of the year.
- Chemigation systems connected to public water systems must contain a functional, reduced-pressure zone backflow preventer (RPZ) or the functional equivalent in the water supply line upstream from the point of pesticide introduction. As an option to the RPZ, the water from the public water system should be discharged into a reservoir tank prior to pesticide introduction. There shall be a complete physical break (air gap) between the outlet end of the fill pipe and the top or overflow rim of

the reservoir tank of at least twice the inside diameter of the fill pipe.

- The pesticide injection pipeline must contain a functional, automatic quick-closing check valve to prevent the flow of fluid back toward the injection pump.
- The pesticide injection pipeline must contain a functional, normally closed solenoid-operated valve located on the intake side of the injection pump and connected to the system interlock to prevent fluid from being withdrawn from the supply tank when the irrigation system is either automatically or manually shut down.
- The system must contain functional interlocking controls to automatically shut off the pesticide injection pump when the water pump motor stops, or in cases where there is no water pump, when the water pressure decreases to the point where pesticide distribution is adversely affected.
- Systems must use a metering pump, such as a positive displacement injection pump (e.g. diaphragm pump), effectively designed and constructed of materials that are compatible with pesticides and capable of being fitted with a system interlock.

PRESSURIZED DRENCH (FLOOD) SYSTEM

Systems utilizing a pressurized water and pesticide injection system must meet the following requirements:

- The system must contain a functional check valve, vacuum relief valve, and low-pressure drain appropriately located on the irrigation pipeline to prevent water source contamination from backflow.
- The pesticide injection pipeline must contain a functional, automatic quick-closing check valve to prevent the flow of fluid back toward the injection pump.
- The pesticide injection pipeline must also contain a functional, normally closed solenoid-operated valve located on the intake side of the injection pump and connected to the system interlock to prevent fluid from being withdrawn from the supply tank when the irrigation system is either automatically or manually shut down.
- The system must contain functional interlocking controls to automatically shut off the pesticide injection pump when the water pump motor stops.
- The irrigation line or water pump must include a functional pressure switch which will stop the water pump motor when the water pressure decreases to the point where pesticide distribution is adversely affected.
- Systems must use a metering pump, such as a positive displacement injection pump (e.g. diaphragm pump), effectively designed and constructed of materials that are compatible with pesticides and capable of being fitted with a system interlock.

SPRINKLER (SPRAY) CHEMIGATION

- The system must contain a functional check valve, vacuum relief valve, and low-pressure drain appropriately located on the irrigation pipeline to prevent water source contamination from backflow.
- The pesticide injection pipeline must contain a functional, automatic quick-closing check valve to prevent the flow of fluid back toward the injection pump.

- The pesticide injection pipeline must also contain a functional, normally closed solenoid-operated valve located on the intake side of the injection pump and connected to the system interlock to prevent fluid from being withdrawn from the supply tank when the irrigation system is either automatically or manually shut down.
- The system must contain functional interlocking controls to automatically shut off the pesticide injection pump when the water pump motor stops.
- The irrigation line or water pump must include a functional pressure switch which will stop the water pump motor when the water pressure decreases to the point where pesticide distribution is adversely affected.
- Systems must use a metering pump, such as a positive displacement injection pump (e.g. diaphragm pump), effectively designed and constructed of materials that are compatible with pesticides and capable of being fitted with a system interlock.
- **DO NOT** apply when wind speed favors drift beyond the area intended for treatment.

DRIP (TRICKLE) CHEMIGATION

- The system must contain a functional check valve, vacuum-relief valve, and low-pressure drain appropriately located on the irrigation pipeline to prevent water source contamination from backflow.
- The pesticide injection pipeline must contain a functional, automatic quick-closing check valve to prevent the flow of fluid back toward the injection pump.
- The pesticide injection pipeline must also contain a functional, normally closed solenoid-operated valve located on the intake side of the injection pump and connected to the system interlock to prevent fluid from being withdrawn from the supply tank when the irrigation system is either automatically or manually shut down.
- The system must contain functional interlocking controls to automatically shut off the pesticide injection pump when the water pump motor stops.
- The irrigation line or water pump must include a functional pressure switch which will stop the water pump motor when the water pressure decreases to the point where pesticide distribution is adversely affected.

Systems must use a metering pump, such as a positive displacement injection pump (e.g. diaphragm pump), effectively designed and constructed of materials that are compatible with pesticides and capable of being fitted with a system interlock.

COMPATIBILITY OF MIXTURES: The tank mixing behavior of this fungicide with other pesticides has not been fully investigated. This product is believed to be compatible with most commonly used fungicides, insecticides, micronutrients, growth regulators, and spray adjuvants. Consult specific product labels for additional information. It is always advisable to conduct a tank compatibility test when you plan to mix this product with other products. To determine the physical compatibility of this with other products, use a jar test. Using a quart jar, add the proportionate amounts of the products to approximately one quart of water with agitation. Add dry formulations

first, then flowables, then emulsifiable concentrates last. After thorough mixing, allow this mixture to stand for 5 minutes. Look for signs of separation, globules, sludge, flakes or other precipitates. **DO NOT** tank mix with another product if the jar test with **Stature® SC fungicide** has indicated incompatibility.

If the combination remains mixed or can be readily remixed, it is physically compatible. Once compatibility has been proven, use the same procedure for adding required ingredients to the spray/drench tank. It is suggested that combinations be used on a small number of plants to determine effects before treating large areas.

MIXING INSTRUCTIONS

Fill the spray tank until it is approximately 1/2 full with clean water. Shake the **Stature SC** container well; then slowly add **Stature SC** to the spray tank while agitating. Agitation must be engaged prior to the addition of the product to obtain a complete and uniform mixture of **Stature SC**.

Limit amount of spray mixture prepared to that needed for immediate use.

Mixing Order:

1. **Water.** Begin by agitating a thoroughly clean sprayer tank half-full of clean water.
2. **Products in PVA bags.** Place the water-soluble PVA bag into the mixing tank. The water-soluble PVA bag will dissolve in water to allow the contents to disperse. Wait until all water-soluble PVA bags have fully dissolved and the product is evenly mixed in the spray tank before continuing.
3. **Water-dispersible products** (wetable powders, dry flowables, suspension concentrates (including **Stature SC**), or suspo-emulsions)
4. **Water-soluble products**
5. **Emulsifiable concentrates** (oil concentrate or methylated seed oil when applicable)
6. **Water-soluble additives** (ammonium sulfate or urea ammonium nitrate when applicable)
7. **Remaining quantity water**

Maintain maximum constant agitation during application. Thorough agitation is required if the mixture is allowed to stand for a prolonged period of time.

PREPARATION OF SPRAY/DRENCH SOLUTION: Read **COMPATIBILITY OF MIXTURES** section prior to any tank mixing with this product. Begin with clean equipment. Fill the spray tank until it is approximately 1/2 full with clean water. Add **Stature SC** to the spray tank while agitating. Agitation must be engaged prior to the addition of the product to obtain a complete and uniform mixture of **Stature SC**. Add other fungicides, insecticides, growth regulators, micronutrients, and spray adjuvants in the order described above. Once mixing is complete, add water to desired volume. **DO NOT** allow the spray/drench mixture to stand without agitation. If agitation

is stopped for any reason, the solution must be thoroughly remixed prior to any further use.

When preparing spray solutions for use in a hand sprayer, premix as a slurry in a small container, and then add to sprayer containing 1/3 to 1/2 the desired final water volume and agitate. Once mixing is complete, add water to desired volume.

APPLICATION: Carefully read, understand, and follow all directions and precautions.

Disease pressure and environmental conditions will determine the length of the application interval. Under severe or threatening disease conditions, the minimum interval should be used.

For proper application, determine the number of square feet to be treated and the gallonage to be applied per 1000 square feet. Prepare only the amount of spray solution required to treat the measured area. Careful calibration of spray equipment is recommended prior to use. If you have questions about calibration, you should contact State Extension Service Specialist or Horticultural Consultant, equipment manufacturers or other experts.

Prepare only the amount of spray or drench solution needed to treat the area to be sprayed or drenched. Thorough coverage is essential for disease control.

Maintain agitation during mixing and application. Applications should be made immediately after the spray or drench solution is prepared. **DO NOT** allow the spray or drench mixture to stand without agitation. If agitation is stopped for any reason, the solution must be thoroughly remixed prior to **any** further use.

Rainfall or overhead irrigation within 1 hour of application may necessitate retreatment.

OUTDOOR-GROWN AND GREENHOUSE-GROWN ORNAMENTALS

Use **Stature® SC fungicide** on container, bench, or bed-grown ornamentals in greenhouses or outdoor nurseries for control of downy mildews and *Phytophthora* root, crown and stem diseases. **Stature SC** may be applied as a foliar spray, as a soil drench, directed or soil surface spray, or through irrigation systems.

Use Rate and Spray Interval: See instructions specific to use site, disease and plant type.

General Restrictions and Limitations:

- **DO NOT** make more than 8 applications of **Stature SC** per crop per season for greenhouse-grown ornamentals.
- **DO NOT** exceed 30.6 fl ozs/acre/crop/year of **Stature SC** for outdoor-grown ornamentals.

Tank Mixes With Fungicides: **Stature SC** can be used in a tank mix with fungicides registered for control of downy mildews and *Phytophthora* spp. for resistance management or to expand spectrum of disease control. Potential tank mix partner fungicides include, but are not limited to, **Aliette® WDG fungicide**, **Banol® fungicide**,


Cygnus® fungicide, **Insignia® fungicide**, or **Subdue® Maxx® fungicide**. Refer to the respective tank mix partner labeling for rates, methods of applications, proper timing, restrictions and precautions. Always use in accordance with the more restrictive label restrictions and precautions. No label dosage rates can be exceeded. This product cannot be mixed with any product containing a label prohibition.

Fungicide application should be made at the recommended label use rate and spray schedule, at the first sign of disease or during environmental conditions favorable for disease development. Follow resistance management guidelines for the total number of consecutive applications of **Stature SC** allowed.

PLANT LIST FOR STATURE SC FUNGICIDE

NOTICE TO USER: Plant tolerance to this product has been found to be acceptable in research trials for the general plant species listed on this label. However, due to the large number of species and their associated varieties or cultivars of ornamental plants and due to variable growing conditions, it is impossible to test every plant and variety or cultivar for tolerance to this product. Neither the Manufacturer nor the Seller has determined whether or not this product can be safely used on all ornamental plants. The professional user should determine if this product can be used safely prior to commercial use. In a small test area, test the recommended rates on plants for phytotoxicity and disease control prior to general use.

This product has been shown to be safe and effective in a limited number of research trials on certain varieties or cultivars of the plant types listed. Users should conduct small-scale tests under local growing conditions prior to wide-scale use.



Herbaceous Plants, Bedding Plants and Perennials	
Common Name	Scientific Name
African violet	<i>Saintpaulia ionantha</i>
Alyssum	<i>Alyssum saxatile</i>
Begonia	<i>Begonia</i> spp.
Candytuft	<i>Iberis semperviens</i>
Chrysanthemum	<i>Chrysanthemum</i> spp.
Cordylone species	<i>Cordylone</i> spp.
Daisy, Transval (Gerbera daisy)	<i>Gerbera jamesonii</i>
Dianthus	<i>Dianthus barbatus</i>
Dieffenbachia species	<i>Dieffenbachia</i> spp.
Dusty Miller	<i>Senecio</i> spp.
Impatiens species	<i>Impatiens</i> spp.
Lisianthus	<i>Eustoma</i> spp.
Pansy	<i>Viola x wittrockiana</i>
Periwinkle, rose (Vinca)	<i>Catharanthus roseus</i>
Petunia	<i>Petunia</i> spp.
Pinks	<i>Dianthus</i> spp.
Snapdragon	<i>Antirrhinum majus</i>
Statice	<i>Limonium</i> spp.
Stock	<i>Matthiola incana</i>
Verbena	<i>Verbena</i> spp.
Vervain	<i>Verbena peruviana</i>
Foliage and Potted Flowering Plants	
Ficus species	<i>Ficus</i> spp.
Geranium	<i>Pelargonium x hortorum</i>
Pothos	<i>Epipremnum</i> spp.
Persian violet*	<i>Exacum</i> spp.
Poinsettia	<i>Euphorbia pulcherrima</i>
Primula*	<i>Primula</i> spp.
Spathe flower (Spathiphyllum)	<i>Spathiphyllum</i> spp.


* Not in California

Woody Ornamentals: Trees, Shrubs, Vines, Groundcovers	
Common Name	Scientific Name
Andromeda	<i>Pieris japonica</i>
Azalea	<i>Rhododendron</i> spp.
Camellia	<i>Camellia japonica</i>
Fir, Douglas	<i>Pseudotsuga menziesii</i>
Fir, Fraser	<i>Abies fraseri</i>
Fir, noble	<i>A. procera</i>
Honeysuckle*	<i>Lonicera sempervirens</i>
Oak species*	<i>Quercus</i> spp.
Periwinkle	<i>Vinca major</i> and <i>V. minor</i>
Rhododendron species	<i>Rhododendron</i> spp. <i>R. catawbiensis</i> <i>R. maximum</i> <i>R. obtusum</i>
Rose	<i>Rosa</i> spp.
Tanoak	<i>Lithocarpus densiflorus</i>
Viburnum	<i>Viburnum tinus</i>

* Not in California

Restrictions and Limitations:

- **DO NOT** apply to plants that show injury (leaf phytotoxicity or plant stunting) produced by prior pesticide applications.
- **DO NOT** use on crops intended for food or feed use.
- **DO NOT** use in vegetables grown in greenhouses for crop production or in vegetable production of transplants for outdoor use.




DISEASE CONTROL WITH STATURE® SC FUNGICIDE

1. Downy Mildew and Aerial *Phytophthora*

Apply to ornamentals for control of downy mildew diseases caused by *Bremia*, *Pseudoperonospora*, *Peronospora*, and *Plasmopara* spp., and for control and suppression of aerial *Phytophthora* caused by *Phytophthora* spp., including *Phytophthora ramorum*, *P. drechsleri*, *P. nicotianae* and *P. parasitica*.

CROP AND USE SITE	APPLICATION PROGRAM
<p>All container, bench, or bed-grown ornamentals in greenhouses, outdoor nurseries, and field, including conifer nursery seedlings</p>	<p>FOLIAR SPRAY: For control of downy mildew—6.12-12.25 fl ozs product (0.2-0.4 lb ai) per 100 gallons spray solution and for control and suppression of aerial <i>Phytophthora</i>—12.25 fl ozs product (0.4 lb ai) per 100 gallons spray solution.</p> <p>Apply sprays in sufficient water to obtain complete coverage of flowers, foliage and stems. Applications may be made with high volume, low volume, or ultra-low volume ground equipment only. Follow the spray equipment manufacturer's directions to determine the amount of spray solution required to obtain thorough coverage.</p> <p>Thoroughly spray plant foliage until runoff. Begin spraying when plants are well-established or at first sign of disease using a full-coverage spray applied on a 10-14 day interval throughout the production cycle.</p> <p>For <i>Phytophthora ramorum</i>: Use of Stature SC as a foliar application has been shown to limit the number of infection sites and lesion development of <i>Phytophthora ramorum</i> when applied prior to infection. Use the 12.25 fl ozs rate when potential for severe disease pressure exists. Follow guidelines above for spray volumes.</p>




DISEASE CONTROL WITH STATURE® SC FUNGICIDE (continued)

2. Phytophthora Root, Crown and Stem Rot

Apply to ornamentals for control of root, crown, and stem diseases caused by *Phytophthora* spp.

CROP AND USE SITE	APPLICATION PROGRAM
<p>Greenhouse-grown ornamentals, herbaceous perennial and annual plants (e.g. bedding plants, pot crops, foliage)</p>	<p>Mix 3.06-6.12 fl ozs product (0.1-0.2 lb. ai) per 50-100 gallons. Apply when plant roots are well-established, or at first sign of disease, on a 10-14 day interval throughout the production cycle.</p> <p>DRENCH: Use enough solution to wet the root zone of the plant. Provide a well-drained substrate at the time of application. Avoid watering plants for several hours before application in order to improve plant uptake of the product.</p> <p>SOIL SURFACE OR DIRECTED SPRAY: Use a broadcast or directed spray applied in sufficient water to obtain thorough coverage of the plant crown, plant stem, and soil surface. For bed-grown ornamentals, make application as broadcast spray, or saturate the top layer of the soil.</p>
<p>Container-grown herbaceous perennials and woody ornamentals (e.g. Florist azalea)</p>	<p>Mix 6.12-12.25 fl ozs product (0.2-0.4 lb ai) per 50-100 gallons. Apply when plant roots are well-established, or at first sign of disease, on a 10-14 day interval throughout the production cycle.</p> <p>DRENCH: Use enough solution to wet the root zone of the plant. Provide a well-drained substrate at the time of application. Avoid watering plants for several hours before application in order to improve plant uptake of the product.</p> <p>SOIL SURFACE OR DIRECTED SPRAY: Use a broadcast or directed spray applied in sufficient water to obtain thorough coverage of the plant crown, plant stem, and soil surface.</p>
<p>Field-grown herbaceous perennials, woody ornamentals, and cut flowers, including conifer nursery seedlings (e.g. dogwood, rhododendron)</p>	<p>Mix 6.12-12.25 fl ozs product (0.2-0.4 lb ai) per 50-100 gallons. Apply when plant roots are well-established, or at first sign of disease, on a 10-14 day interval throughout the production cycle.</p> <p>DRENCH: Use enough solution to wet the root zone of the plant. Amount of solution will vary with plant size and with root volume and depth.</p>
<p>Ornamentals grown in hydroponic, rockwool, or similar artificial substrate systems (e.g. cut roses and other cut flowers)</p>	<p>Mix 6.12 fl ozs product (0.2 lb ai) per 100 gallons.</p> <p>CHEMIGATE: In circulating systems, treat at the start of crop culture using the dose rate listed per 100 gallons of circulation water. Repeat treatment every 4 weeks.</p> <p>DRENCH: In noncirculating systems, apply 3.5-8.5 fl ozs of solution as a drench per plant, depending on plant size. Apply on a 2-4 week interval throughout the production cycle.</p>



Conditions of Sale and Warranty

The **Directions For Use** of this product reflect the opinion of experts based on field use and tests. The directions are believed to be reliable and must be followed carefully. However, it is impossible to eliminate all risks inherently associated with the use of this product. Crop injury, ineffectiveness or other unintended consequences may result because of such factors as weather conditions, presence of other materials, or use of the product in a manner inconsistent with its labeling, all of which are beyond the control of BASF CORPORATION ("BASF") or the Seller. To the extent consistent with applicable law, all such risks shall be assumed by the Buyer.

BASF warrants that this product conforms to the chemical description on the label and is reasonably fit for the purposes referred to in the **Directions For Use**, subject to the inherent risks, referred to above.

TO THE EXTENT CONSISTENT WITH APPLICABLE LAW, BASF MAKES NO OTHER EXPRESS OR IMPLIED WARRANTY OF FITNESS OR MERCHANTABILITY OR ANY OTHER EXPRESS OR IMPLIED WARRANTY.

TO THE EXTENT CONSISTENT WITH APPLICABLE LAW, BUYER'S EXCLUSIVE REMEDY AND BASF'S EXCLUSIVE LIABILITY, WHETHER IN CONTRACT, TORT, NEGLIGENCE, STRICT LIABILITY, OR OTHERWISE, SHALL BE LIMITED TO REPAYMENT OF THE PURCHASE PRICE OF THE PRODUCT.

TO THE EXTENT CONSISTENT WITH APPLICABLE LAW, BASF AND THE SELLER DISCLAIM ANY LIABILITY FOR CONSEQUENTIAL, EXEMPLARY, SPECIAL OR INDIRECT DAMAGES RESULTING FROM THE USE OR HANDLING OF THIS PRODUCT.

BASF and the Seller offer this product, and the Buyer and User accept it, subject to the foregoing **Conditions of Sale and Warranty** which may be varied only by agreement in writing signed by a duly authorized representative of BASF.

1108

Cygnus, Insignia, and Stature are registered trademarks of BASF.

Aliette and Banol are registered trademarks of Bayer.

Maxx and Subdue are registered trademarks of a Syngenta Group Company.

© 2010 BASF Corporation
All rights reserved.

000241-00428.20100423.NVA 2010-04-287-0065
Supersedes: NVA 2008-04-287-0045

BASF Corporation
20 Davis Drive
Research Triangle Park, NC 27709



The Chemical Company