



UNITED STATES ENVIRONMENTAL PROTECTION AGENCY  
WASHINGTON, DC 20460

OFFICE OF CHEMICAL SAFETY  
AND POLLUTION PREVENTION

September 30, 2019

Lauren Seabrook  
Product Registration Manager  
BASF Corporation  
26 Davis Drive  
Research Triangle Park, NC 27709-3528

Subject: Registration Review Label Mitigation for Dimethomorph  
Product Name: Forum Fungicide  
EPA Registration Number: 241-427  
Application Date: 07/02/2018  
Decision Number: 555382

Dear Ms. Seabrook:

The Agency, in accordance with the Federal Insecticide, Fungicide and Rodenticide Act (FIFRA), as amended, has completed reviewing all of the information submitted with your application to support the Registration Review of the above referenced product in connection with the Dimethomorph Interim Decision, and has concluded that your submission is acceptable. The label referred to above, submitted in connection with registration under FIFRA, as amended, is acceptable.

Should you wish to add/retain a reference to the company's website on your label, then please be aware that the website becomes labeling under the Federal Insecticide Fungicide and Rodenticide Act and is subject to review by the Agency. If the website is false or misleading, the product would be misbranded and unlawful to sell or distribute under FIFRA section 12(a)(1)(E). 40 CFR 156.10(a)(5) list examples of statements EPA may consider false or misleading. In addition, regardless of whether a website is referenced on your product's label, claims made on the website may not substantially differ from those claims approved through the registration process. Therefore, should the Agency find or if it is brought to our attention that a website contains false or misleading statements or claims substantially differing from the EPA approved registration, the website will be referred to the EPA's Office of Enforcement and Compliance.

A copy of your label stamped "Accepted" is enclosed. Products shipped after 12 months from the date of this amendment must bear the new revised label. Your release for shipment of the product bearing the amended label constitutes acceptance of these conditions. If these conditions are not complied with, the registration will be subject to cancellation in accordance with FIFRA section 6.

Page 2 of 2  
EPA Reg. No. 241-427  
Decision No. 555382

If you have any questions about this letter, please contact Jaclyn Pyne by phone at 703-347-0445, or via email at [pyne.jaclyn@epa.gov](mailto:pyne.jaclyn@epa.gov).

Sincerely,

A handwritten signature in blue ink, appearing to read "Linda Arrington".

Linda Arrington, Branch Chief  
Risk Management and Implementation Branch 4  
Pesticide Re-Evaluation Division  
Office of Pesticide Programs

Enclosure



We create chemistry

Dimethomorph | Group 40 | Fungicide

# Forum<sup>®</sup>

## Fungicide

**ACCEPTED**  
Sep 30, 2019  
Under the Federal Insecticide, Fungicide and Rodenticide Act as amended, for the pesticide registered under EPA Reg. No. 241-427

For use in *Brassica* leafy vegetables, bulb vegetables, cucurbit vegetables, fruiting vegetables, ginseng, grape, hops, leafy vegetables, lima bean (succulent), potato, strawberry, taro, tobacco, tomato (field-grown, nonstaked and staked), and turnip greens

**Active Ingredient:**

dimethomorph\* . . . . . 43.5%

**Other Ingredients:** . . . . . 56.5%

**Total:** . . . . . 100.0%

\* Equivalent to 4.17 pounds dimethomorph per gallon.

EPA Reg. No. 241-427

EPA Est. No.

### KEEP OUT OF REACH OF CHILDREN CAUTION/PRECAUCION

Si usted no entiende la etiqueta, busque a alguien para que se la explique a usted en detalle. (If you do not understand the label, find someone to explain it to you in detail.)

See inside for complete **First Aid, Precautionary Statements, Directions For Use, Conditions of Sale and Warranty**, and state-specific crop and/or use site restrictions.

**In case of an emergency endangering life or property involving this product, call day or night 1-800-832-HELP (4357).**

### Net Contents:

BASF Corporation  
26 Davis Drive, Research Triangle Park, NC 27709

## FIRST AID

<b>If swallowed</b>	<ul style="list-style-type: none"><li>• Call a poison control center or doctor immediately for treatment advice.</li><li>• Have person sip a glass of water if able to swallow.</li><li>• <b>DO NOT</b> induce vomiting unless told to do so by a poison control center or doctor.</li><li>• <b>DO NOT</b> give anything to an unconscious person.</li></ul>
<b>If on skin or clothing</b>	<ul style="list-style-type: none"><li>• Take off contaminated clothing.</li><li>• Rinse skin immediately with plenty of water for 15 to 20 minutes.</li><li>• Call a poison control center or doctor for treatment advice.</li></ul>

## HOTLINE NUMBER

Have the product container or label with you when calling a poison control center or doctor or going for treatment. You may also contact BASF Corporation for emergency medical treatment information: 1-800-832 HELP (4357).

## Precautionary Statements

### Hazards to Humans and Domestic Animals

**CAUTION.** Harmful if swallowed or absorbed through skin. Avoid contact with skin, eyes or clothing. Wash thoroughly with soap and water after handling and before eating, drinking, chewing gum or using tobacco. Remove and wash contaminated clothing before reuse.

### Personal Protective Equipment (PPE)

**Applicators and other handlers must wear:**

- Long-sleeved shirt and long pants
- Chemical-resistant gloves made of any waterproof material, such as polyethylene or polyvinyl chloride
- Shoes plus socks

Follow manufacturer's instructions for cleaning and maintaining PPE. If no such instructions for washables exist, use detergent and hot water. Keep and wash PPE separately from other laundry.

## USER SAFETY RECOMMENDATIONS

### Users should:

- Wash hands before eating, drinking, chewing gum, using tobacco or using the toilet.
- Remove clothing/PPE immediately if pesticide gets inside. Then wash thoroughly and put on clean clothing.
- Remove PPE immediately after handling this product. Wash the outside of gloves before removing. As soon as possible, wash thoroughly and change into clean clothing.

### Environmental Hazards

**DO NOT** apply directly to water, to areas where surface water is present, or to intertidal areas below the mean high water mark. **DO NOT** contaminate water when cleaning equipment or disposing of equipment washwater or rinsate.

## Directions For Use

It is a violation of federal law to use this product in a manner inconsistent with its labeling. **DO NOT** apply this product when wind conditions favor drift. **DO NOT** apply this product in a way that will contact workers or other persons, either directly or through drift. Only protected handlers may be in the area during application. For any requirements specific to your state or tribe, consult the agency responsible for pesticide regulation.

## AGRICULTURAL USE REQUIREMENTS

Use this product only in accordance with its labeling and with the Worker Protection Standard, 40 CFR part 170. This standard contains requirements for the protection of agricultural workers on farms, forests, nurseries, and greenhouses, and handlers of agricultural pesticides. It contains requirements for training, decontamination, notification, and emergency assistance. It also contains specific instructions and exceptions pertaining to the statements on this label about personal protective equipment (PPE) and restricted-entry interval. The requirements in this box only apply to uses of this product that are covered by the Worker Protection Standard (WPS).

**DO NOT** enter or allow worker entry into treated areas during the restricted-entry interval (REI) of **12 hours**.

For early entry to treated areas that is permitted under the Worker Protection Standard and that involves contact with anything that has been treated, such as plants, soil or water, wear:

- Coveralls
- Chemical-resistant gloves made of any waterproof material, such as polyethylene or polyvinyl chloride
- Shoes plus socks

## STORAGE AND DISPOSAL

**DO NOT** contaminate water, food or feed by storage or disposal.

### Pesticide Storage

Store in a cool, well-ventilated area. **DO NOT** allow to become overheated in storage. Keep container closed when not in use.

### Pesticide Disposal

Wastes resulting from the use of this product may be disposed of on-site or at an approved waste disposal facility.

### Container Handling

**Nonrefillable Container. DO NOT** reuse or refill this container. Triple rinse or pressure rinse container (or equivalent) promptly after emptying; then offer for recycling, if available, or reconditioning, if appropriate, or puncture and dispose of in a sanitary landfill, or by incineration, or by other procedures approved by state and local authorities.

**Triple rinse containers small enough to shake (capacity ≤ 5 gallons) as follows:** Empty the remaining contents into application equipment or a mix tank and drain for 10 seconds after the flow begins to drip. Fill the container 1/4 full with water and recap. Shake for 10 seconds. Pour rinsate into application equipment or a mix tank, or store rinsate for later use or disposal. Drain for 10 seconds after the flow begins to drip. Repeat this procedure two more times.

**Triple rinse containers too large to shake (capacity > 5 gallons) as follows:** Empty the remaining contents into application equipment or a mix tank. Fill the container 1/4 full with water. Replace and tighten closures. Tip container on its side and roll it back and forth, ensuring at least one complete revolution, for 30 seconds. Stand the container on its end and tip it back and forth several times. Turn the container over onto its other end and tip it back and forth several times. Empty the rinsate into application equipment or a mix tank, or store rinsate for later use or disposal. Repeat this procedure two more times.

**Pressure rinse as follows:** Empty the remaining contents into application equipment or mix tank and continue to drain for 10 seconds after the flow begins to drip. Hold container upside down over application equipment or mix tank, or collect rinsate for later use or disposal. Insert pressure rinsing nozzle in the side of the container and rinse at about 40 PSI for at least 30 seconds. Drain for 10 seconds after the flow begins to drip.

## In Case of Emergency

In case of large-scale spill of this product, call:

- CHEMTREC 1-800-424-9300
- BASF Corporation 1-800-832-HELP (4357)

In case of medical emergency regarding this product, call:

- Your local doctor for immediate treatment
- Your local poison control center (hospital)
- BASF Corporation 1-800-832-HELP (4357)

### Steps to take if material is released or spilled:

- Dike and contain the spill with inert material (sand, earth, etc.) and transfer liquid and solid diking material to separate containers for disposal.
- Remove contaminated clothing and wash affected skin areas with soap and water.
- Wash clothing before reuse.
- Keep the spill out of all sewers and open bodies of water.

## Product Information

**This labeling must be in the possession of the user at the time of fungicide application.** Carefully read, understand, and follow all directions and precautions.

**DO NOT** apply this product through any type of irrigation system unless the label instructions on chemigation are followed. Refer to the **Chemigation Use Directions** for additional instructions.

Use **Forum® fungicide** in a preventive spray program to manage the target diseases. Maximum results can only be achieved by thorough plant coverage. **Forum** must be used in accordance with this label. It is recommended that this product be used within an Integrated Pest Management (IPM) Program.

Fungus strains have developed resistance to some fungicides after repeated use. Because the development of resistance cannot be predicted, always use **Forum** in a resistance management program. Tank mixing and thorough spray coverage are methods that can help to minimize the development of fungus strains with resistance to **Forum**. Tank mixing requirements for **Forum** vary depending on the crop. To maximize disease control, apply **Forum** in a regularly scheduled protective spray program and use in a rotation program with other fungicides.

**DO NOT** use **Forum** in greenhouse or transplant production.

The use of **Forum** in all tobacco transplant production systems (including greenhouse, float-beds, and traditional ground beds) is **strictly prohibited**.

**DO NOT** use **Forum** in transplant water.

Disease pressure, plant growth rate, and environmental conditions will determine the length of the spray interval and performance benefits of tank mixing **Forum** with other fungicides. Consult local disease forecast advisory system recommendations to determine the predicted disease pressure and the associated application rates and intervals. All aerial and ground application equipment must be properly maintained and calibrated using appropriate carriers. Determine the size of the area to be sprayed and the output rate to determine the quantities of **Forum** and water needed for accurate application. Apply material with

adequate spray pressure, water volume, and proper nozzle arrangement to provide full coverage.

## Mode of Action

Dimethomorph, the active ingredient of **Forum**<sup>®</sup> **fungicide**, belongs to the group of cell wall synthesis inhibitors, classified by the USEPA and Canada PMRA as target site of action **Group 40** fungicides.

## Resistance Management

**Forum** contains dimethomorph, a **Group 40** fungicide, and is effective against pathogens resistant to fungicides with modes of action different from **Group 40**. Fungal isolates resistant to **Group 40** fungicides may eventually dominate the fungal population if **Group 40** fungicides are used predominantly and repeatedly in the same field in successive years as the primary method of control for the targeted pathogen species. This may result in reduction of disease control by **Forum** or other **Group 40** fungicides.

To maintain the performance of **Forum** in the field, **DO NOT** exceed the total number of sequential applications of **Forum** and the total number of applications of **Forum** per season stated in the **Application Directions** section. Adhere to the label instructions regarding the consecutive use of **Forum** or other target site of action **Group 40** fungicides that have a similar site of action on the same pathogens.

## Resistance Management Advisory

The following instructions can delay the development of fungicide resistance:

1. **Tank mixtures** - Use tank mixtures with fungicides from different target site of action groups that are registered/permitted for the same use and that are effective against the pathogens of concern. Use at least the minimum labeled rates of each fungicide in the tank mix.
2. **IPM** - Integrate **Forum** into an overall disease and pest management program. Follow cultural practices known to reduce disease development. Consult your local extension specialist, certified crop advisor and/or BASF representative for additional IPM strategies established for your area. **Forum** may be used in Agricultural Extension advisory (disease forecasting) programs, which recommend application timing based on environmental factors favorable for disease development.
3. **Monitoring** - Monitor efficacy of all fungicides used in the disease management program against the targeted pathogen and record other factors that may influence fungicide performance and/or disease development. If a **Group 40** target site fungicide, such as **Forum**, appears to be less effective against a pathogen that it previously controlled or suppressed, contact a BASF representative, local extension specialist, or certified crop advisor for further investigation.

---

## Additives and Tank Mixing Information

---

**Forum** can be tank mixed with most recommended fungicides, insecticides, herbicides, liquid fertilizers, biological control products, adjuvants, and additives, as specified in the crop-specific instructions in the **Application Directions** section of this label.

**EXCEPTIONS: Cucurbit Vegetables, Fruiting Vegetables (Except Tomato), and Tobacco. Forum must be applied as a tank mix with a fungicide that has a different mode of action (non-Group 40 fungicide) and is effective against the pathogen of concern.**

Read and follow the applicable restrictions and limitations and directions for use on all product labels involved in tank mixing. Always follow the most restrictive label use directions. Refer to crop-specific instructions for tank mixing details.

Under some conditions, the use of additives or adjuvants may improve the performance of **Forum**; however, all varieties and cultivars have not been tested with all possible tank mix combinations. Local conditions can also influence crop tolerance and may not match those under which BASF has conducted testing.

Physical incompatibility, reduced disease control, or crop injury may result from mixing **Forum** with other products. Therefore, before using any tank mix (fungicides, insecticides, herbicides, liquid fertilizers, biological control products, adjuvants, and additives), test the combination on a small portion of the crop to be treated to ensure that a phytotoxic response will not occur as a result of application.

## Compatibility

**The tank mixing behavior of this fungicide with other pesticides has not been fully investigated.** If tank mixing with other pesticides is desirable, conduct a jar test with rates and volumes of carrier typically used in an agricultural application. Look for signs of separation, globules, sludge, flakes, or other precipitates. **DO NOT** tank mix with the other pesticides if the jar test with **Forum** has indicated incompatibility.

## Mixing Instructions

Fill the spray tank until it is approximately 1/2 full with clean water. Shake the **Forum** container well; then slowly add **Forum** to the spray tank while agitating. Agitation must be engaged prior to the addition of the product to obtain a complete and uniform mixture of **Forum**.

Limit amount of spray mixture prepared to that needed for immediate use.

## Mixing Order

Maintain maximum constant agitation during application. Thorough agitation is required if the mixture is allowed to stand for a prolonged period of time.

1. **Water** - Begin by agitating a thoroughly clean sprayer tank 1/2 full of clean water.
2. **Products in PVA bags** - Place the water-soluble PVA bag into the mixing tank. The water-soluble PVA bag will dissolve in water to allow the contents to disperse. Wait until all water-soluble PVA bags have fully dissolved and the product is evenly mixed in the spray tank before continuing.
3. **Water-dispersible products** (wetttable powders, dry flowables, suspension concentrates, including **Forum<sup>®</sup> fungicide**, or suspo-emulsions)
4. **Water-soluble products**
5. **Emulsifiable concentrates** (oil concentrate or methylated seed oil, when applicable)
6. **Water-soluble additives** [ammonium sulfate (AMS) or urea ammonium nitrate (UAN), when applicable]
7. **Remaining quantity water.**

---

## Aerial Application

**Aerial application is permitted for all labeled crops except hops and ginseng.** Because complete coverage is important for effective disease control, aerial application at low volumes may result in reduced control because of lack of canopy penetration and coverage. Prior to aerial application, check the aircraft for uniformity of spray pattern, spray swath width, and output. If hollow cone or whirlplate nozzles are used, it is recommended that they be positioned straight down or slightly backward. When using nozzles that produce relatively straight streams (e.g. D-series orifice with no core), the recommended positioning is straight back or slightly down from back. Uniformly apply with properly calibrated aerial equipment in 5 or more gallons of water per acre (15 or more gallons of water per acre for tobacco). If foliage is dense, use an output that will ensure optimum fungicide penetration. Spray swaths should be marked using flaggers who are in completely enclosed vehicles, by counting rows, or by using some other marking device. **DO NOT** apply when weather conditions favor drift.

---

## Chemigation Use Directions

**Forum** can be applied prior to the onset of disease infection on a regular protectant spray schedule, not an irrigation schedule.

Chemigation applications must be made according to the crop-specific spray schedule interval in the **Application Directions** section of this label and may depend on disease pressure and environmental conditions. Consult local disease control advisory system recommendations to determine the predicted disease pressure and the associated application rates and intervals. Chemigation applications may need to be supplemented with ground or

aerial applications if irrigation cycles are less frequent than what is specified on the label to obtain optimum control.

Apply **Forum** only through sprinkler irrigation systems including center pivot, lateral move, side (wheel) roll, solid set, or hand move irrigation systems. **DO NOT** apply product through any other type of irrigation system.

Crop injury, lack of effectiveness, or illegal pesticide residues in the crop can result from nonuniform distribution of treated water.

If you have questions about calibration, contact State Extension Service Specialists, equipment manufacturers, or other experts.

The irrigation system must be correctly calibrated (with water only) to ensure that the specified rate of **Forum** is applied.

**DO NOT** connect an irrigation system used for pesticide application to a public water system unless the pesticide label-prescribed safety devices for public water systems are in place. Public water system means a system for the provision to the public of piped water for human consumption if such system has at least 15 service connections or regularly serves an average of at least 25 individuals daily at least 60 days out of the year.

Chemigation systems connected to public water systems must contain a functional reduced-pressure zone (RPZ) backflow preventer, or the functional equivalent, in the water supply line upstream from the point of pesticide introduction. As an option to the RPZ, the water from the public water system should be discharged into a reservoir tank prior to pesticide introduction. There shall be a complete physical break (air gap) between the outlet end of the fill pipe and the top or overflow rim of the reservoir tank of at least twice the inside diameter of the fill pipe.

A person knowledgeable of the chemigation system and responsible for its operation, or under the supervision of the responsible person, shall shut the system down and make necessary adjustments should the need arise. The system should have properly working nozzles providing the recommended output and pattern. The chemigation system should also be free of leaks.

### Overhead Sprinkler Irrigation System Requirements:

1. The system must contain a functional check valve, vacuum relief valve, and low-pressure drain appropriately located on the irrigation pipeline to prevent water source contamination from back flow.
2. The pesticide injection pipeline must contain a functional, automatic quick-closing check valve to prevent the flow of fluid back toward the injection pump.
3. The pesticide injection pipeline must also contain a functional, normally closed solenoid-operated valve located on the intake side of the injection pump and connected to the system interlock to prevent fluid from being withdrawn from the supply tank when the irrigation system is either automatically or manually shut down.
4. The system must contain functional interlocking controls to automatically shut off the pesticide injection pump when the water pump motor stops, or in cases where

there is no water pump, when the water pressure decreases to the point where pesticide distribution is adversely affected.

5. The irrigation line or water pump must include a functional pressure switch that will stop the water pump motor when the water pressure decreases to the point that pesticide distribution is adversely affected.
6. Systems must use a metering pump, such as a positive displacement injection pump (e.g. diaphragm pump), effectively designed and constructed of materials that are compatible with pesticides and capable of being fitted with a system interlock.
7. **DO NOT** apply when wind speed favors drift beyond the area intended for treatment.

#### **The following routine checks will help to ensure that the sprinkler irrigation system is working properly:**

1. Use a calibrated injection metering pump, as specified by the manufacturer.
2. Metering pumps, the supply tank, and any associated equipment must be clean and dry before adding diluted **Forum® fungicide** to the system for injection.
3. Check the metering pump periodically to confirm that **Forum** is being injected continuously and at the proper calibration throughout the irrigation period.
4. Continuous agitation must be maintained in the supply tank during the entire overhead sprinkler irrigation period.

#### **Center Pivot and Lateral Move Irrigation Equipment**

(use only with electric or oil hydraulic drive systems that provide a uniform water distribution)

1. Determine size of area to be treated.
2. Determine the time required to apply the least amount of water. No more than 0.5 inch of water should be applied over the area to be treated when the system and injection equipment are operated at normal pressures recommended by the equipment manufacturer's rated capacity.
3. Using only water, determine the injection pump output when operated at normal line pressure.
4. Determine the amount of **Forum** required to treat area.
5. Add the required amount of **Forum** and sufficient water to meet the injection time requirements of the solution tank.
6. Maintain constant solution tank agitation during the injection period.
7. Stop injection equipment after treatment is completed. Continue to operate the system until **Forum** solution has cleared the last sprinkler head.

#### **Solid Set, Side (wheel) Roll, and Hand Move Irrigation Equipment**

1. Determine acreage covered by sprinkler.
2. Fill injector solution tank with water and adjust flow rate to use contents over a 10- to 30-minute interval.
3. Determine the amount of **Forum** required to treat the area.
4. Add the required amount of **Forum** into the same quantity of water used to calibrate the injection equipment.
5. Maintain constant solution tank agitation during the injection period.

6. Operate system at normal pressures recommended by the manufacturer of the injection equipment and use for the time interval established during calibration.
7. Inject **Forum** at the end of the irrigation cycle, or as a separate application, to maximize foliar fungicide retention.
8. Stop injection equipment after treatment is completed. Continue to operate the system until **Forum** solution has cleared the last sprinkler head.

#### **Spray Drift Advisories**

Avoiding spray drift at the application site is the responsibility of the applicator. The interaction of many equipment-related and weather-related factors determines the potential for spray drift. The applicator is responsible for considering all these factors when making decisions. Where states have more stringent regulations, they must be observed.

The applicator is also responsible for avoiding off-site spray drift. Be aware of nearby non-target sites and environmental conditions.

#### **Importance of Droplet Size**

An effective way to reduce spray drift is to apply large droplets. Use the largest droplets that provide target pest control. While applying larger droplets will reduce spray drift, the potential for drift will be greater if applications are made improperly or under unfavorable environmental conditions.

#### **Controlling Droplet Size - Ground Boom**

- **Volume** - Increasing the spray volume so that larger droplets are produced will reduce spray drift. Use the highest practical spray volume for the application. If a greater spray volume is needed, consider using a nozzle with a higher flow rate.
- **Pressure** - Use the lowest spray pressure recommended for the nozzle to produce the target spray volume and droplet size.
- **Spray Nozzle** - Use a spray nozzle that is designed for the intended application. Consider using nozzles designed to reduce drift.

#### **Controlling Droplet Size - Aircraft**

- **Adjust Nozzles** - Follow nozzle manufacturers recommendations for setting up nozzles. Generally, to reduce fine droplets, nozzles should be oriented parallel with the airflow in flight.

#### **Boom Height - Ground Boom**

For ground equipment, the boom should remain level with the crop and have minimal bounce.

#### **Release Height - Aircraft**

Higher release heights increase the potential for spray drift. When applying aurally to crops, do not release spray at a height greater than 10 ft. above the crop canopy, unless a greater application height is necessary for pilot safety.



## Shielded Sprayers

Shielding the boom or individual nozzles can reduce spray drift. Consider using shielded sprayers. Verify that the shields are not interfering with the uniform deposition of the spray on the target area.

## Temperature and Humidity

When making applications in hot and dry conditions, use larger droplets to reduce effects of evaporation.

## Temperature Inversions

Drift potential is high during a temperature inversion. Temperature inversions are characterized by increasing temperature with altitude and are common on nights with limited cloud cover and light to no wind. The presence of an inversion can be indicated by ground fog or by the movement of smoke from a ground source or an aircraft smoke generator. Smoke that layers and moves laterally in a concentrated cloud (under low wind conditions) indicates an inversion, while smoke that moves upward and rapidly dissipates indicates good vertical air mixing. Avoid applications during temperature inversions.

## Wind

Drift potential generally increases with wind speed. **AVOID APPLICATIONS DURING GUSTY WIND CONDITIONS.** Applicators need to be familiar with local wind patterns and terrain that could affect spray drift.

## Application Directions

Maximum benefit of **Forum® fungicide** from foliar applications requires thorough coverage of the plant. To obtain thorough coverage of foliage, use proper spray pressure and a minimum of 20 gallons of water per acre for ground applications and 5 gallons of water per acre for aerial applications (15 or more gallons of water per acre for aerial applications to tobacco). Because complete coverage is important for effective disease control, aerial application may result in reduced control because of lack of canopy penetration and coverage.

### Restrictions

- **DO NOT** exceed 30 fl ozs per acre per year.
- **DO NOT** use less than 20 gallons of water per acre for ground applications and 5 gallons of water per acre for aerial applications.
- **DO NOT** use less than 15 gallons of water per acre for aerial applications to tobacco.
- **DO NOT** make aerial applications to ginseng or hops.

Crop	Target Disease	Use Rate (fl ozs Product per Acre per Application)	Minimum Time from Application to Harvest (PHI) (days)
<p><b>Brassica leafy vegetables group</b></p> <p><b>Head and stem Brassica</b>                      Broccoli                      Broccoli, Chinese                      Brussels sprouts                      Cabbage                      Cabbage, Chinese (Napa)                      Cabbage, Chinese mustard                      Cauliflower                      Cavolo broccolo                      Kohlrabi</p> <p><b>Leafy Brassica greens</b>                      Broccoli raab                      Chinese cabbage (bok choy)                      Collards                      Kale                      Mizuna                      Mustard greens                      Mustard spinach                      Rape greens</p>	Downy mildew <i>(Peronospora parasitica)</i>	6	0

**Application Directions.** Use **Forum** as a preventive application before infection occurs.

The minimum application interval for **Forum** is 7 days.

When disease is present in or near the area, prediction models indicate favorable disease conditions; or when an epidemic is underway, performance may be improved by using **Forum** as a tank mix with another fungicide.

The addition of a spreading/penetrating adjuvant is recommended to improve disease control performance.

If **Forum** has been applied as the only downy mildew fungicide, the next sequential application must be another downy mildew fungicide with a mode of action different from **Forum** (non-**Group 40**) for at least 1 application. If **Forum** has been applied as a mix with another downy mildew fungicide, a second sequential application of **Forum** (alone or as a mix) is permitted before rotating to a non-**Group 40** downy mildew fungicide for at least 1 application.

### Restrictions

- **DO NOT** make more than 3 applications.

Leafy *Brassica* greens and *Brassica* head and stem vegetables may be harvested on the day of the last application after sprays have dried.

**Application Directions** *(continued)*

<b>Crop</b>	<b>Target Disease</b>	<b>Use Rate</b> (fl ozs Product per Acre per Application)	<b>Minimum Time from Application to Harvest</b> (PHI) (days)
<b>Bulb vegetables</b> Garlic Garlic, great-headed Leek Onion, dry bulb Onion, green Onion, Welch Shallot	Downy mildew <i>(Peronospora destructor)</i>	6	0

**Application Directions.** Use **Forum® fungicide** as a preventive application before infection occurs.

The minimum application interval for **Forum** is 5 days.

When disease is present in or near the area, prediction models indicate favorable disease conditions; or when an epidemic is underway, performance may be improved by using **Forum** as a tank mix with another fungicide and by decreasing the interval between sprays.

The addition of a spreading/penetrating adjuvant is recommended to improve disease control performance.

If **Forum** has been applied as the only downy mildew fungicide, the next sequential application must be another downy mildew fungicide with a mode of action different from **Forum** (non-**Group 40**) for at least 1 application. If **Forum** has been applied as a mix with another downy mildew fungicide, a second sequential application of **Forum** (alone or as a mix) is permitted before rotating to a non-**Group 40** downy mildew fungicide for at least 1 application.

**Restrictions**

- **DO NOT** make more than 3 applications.

Bulbs or leaves may be harvested on the day of the last application after sprays have dried.

## Application Directions *(continued)*

Crop	Target Disease	Use Rate (fl. ozs Product per Acre per Application)	Minimum Time from Application to Harvest (PHI) (days)
<b>Cucurbit vegetables</b> Cantaloupe Chayote Chinese waxgourd Citron melon Cucumber Gherkin Gourd, edible Melon <i>Momordica</i> spp. Muskmelon Pumpkin Squash, summer Squash, winter Watermelon	Downy mildew <i>(Pseudoperonospora cubensis)</i>  Phytophthora blight or crown rot <i>(Phytophthora capsici)</i>	6	0

**Application Directions.** For downy mildew, begin applications prior to the onset of disease infection.

For phytophthora blight or crown rot, begin applications when plants are 4- to 6-inches high or prior to the onset of disease infection and spray to runoff.

The minimum application interval for **Forum® fungicide** is 5 days.

The addition of a spreading/penetrating adjuvant is recommended to improve disease control performance.

**Forum must be applied as a tank mix with another fungicide that has a different mode of action (non-Group 40 fungicide) and is effective against the pathogen of concern.**

**DO NOT** make more than 2 sequential applications of **Forum** before alternating to another fungicide with a mode of action different from **Forum** (non-Group 40 fungicides) for at least 1 application.

### Restrictions

- **DO NOT** make more than 5 applications.

Cucurbits may be harvested on the day of the last application after sprays have dried.

## Application Directions *(continued)*

Crop	Target Disease	Use Rate (fl ozs Product per Acre per Application)	Minimum Time from Application to Harvest (PHI) (days)
<b>Fruiting vegetables* (except tomato)</b> Eggplant Ground cherry Pepino Pepper (all varieties) Tomatillo	<b>Suppression only</b> Phytophthora blight <i>(Phytophthora capsici)</i>	6	0

**Application Directions.** Use **Forum® fungicide** as a preventive application before infection occurs, beginning when plants are 4- to 6-inches high.

The minimum application interval for **Forum** is 5 days.

The addition of a spreading/penetrating adjuvant is recommended to improve disease control performance.

**Forum must be applied as a tank mix with another fungicide that has a different mode of action (non-Group 40 fungicide) and is effective against the pathogen of concern.**

**DO NOT** make more than 2 sequential applications of **Forum** before alternating to another fungicide with a mode of action different from **Forum** (non-Group 40 fungicides) for at least 1 application.

### Restrictions

- **DO NOT** make more than 5 applications.

May be harvested the day of the last application, after sprays have dried.

\* Not registered for use in California.

Crop	Target Disease	Use Rate (fl ozs Product per Acre per Application)	Minimum Time from Application to Harvest (PHI) (days)
<b>Ginseng*</b>	Phytophthora foliar blight and root rot <i>(Phytophthora cactorum)</i>	6	14

**Application Directions.** Use **Forum** as a preventive application before infection occurs.

The minimum application interval for **Forum** is 7 days.

The addition of a spreading/penetrating adjuvant is prohibited.

**DO NOT** make more than 1 application of **Forum** before rotating to a labeled non-Group 40 fungicide for at least 1 application.

### Restrictions

- **DO NOT** make more than 5 applications.
- **DO NOT** apply within 14 days of harvest.
- **DO NOT** make aerial applications to ginseng.

\* Not registered for use in California.

**Application Directions** *(continued)*

<b>Crop</b>	<b>Target Disease</b>	<b>Use Rate</b> (fl ozs Product per Acre per Application)	<b>Minimum Time from Application to Harvest</b> (PHI) (days)
<b>Grape*</b>	Downy mildew <i>(Plasmopara viticola)</i>	6	14

**Application Directions.** Use **Forum® fungicide** as a preventive application before infection occurs.

The minimum application interval for **Forum** is 7 days.

When disease is present in or near the area, prediction models indicate favorable disease conditions; or when an epidemic is underway, performance may be improved by using **Forum** as a tank mix with another fungicide.

If **Forum** has been applied as the only downy mildew fungicide, the next sequential application must be another downy mildew fungicide with a mode of action different from **Forum** (non-**Group 40**) for at least 1 application. If **Forum** has been applied as a mix with another downy mildew fungicide, a second sequential application of **Forum** (alone or as a mix) is permitted before rotating to non-**Group 40** downy mildew fungicide for at least 1 application.

**Restrictions**

- **DO NOT** add a spreading/penetrating adjuvant.
- **DO NOT** make more than 4 applications.
- **DO NOT** apply within 14 days of harvest.

\* Not registered for use in California.

<b>Crop</b>	<b>Target Disease</b>	<b>Use Rate</b> (fl ozs Product per Acre per Application)	<b>Minimum Time from Application to Harvest</b> (PHI) (days)
<b>Hops*</b>	Downy mildew <i>(Pseudoperonospora humuli)</i>	6	7

**Application Directions.** Use **Forum** as a preventive application before infection occurs.

The minimum application interval for **Forum** is 10 days.

When disease is present in or near the area, prediction models indicate favorable disease conditions; or when an epidemic is underway, performance may be improved by using **Forum** as a tank mix with another fungicide.

The addition of a spreading/penetrating adjuvant is recommended to improve disease control performance.

If **Forum** has been applied as the only downy mildew fungicide, the next sequential application must be another downy mildew fungicide with a mode of action different from **Forum** (non-**Group 40**) for at least 1 application. If **Forum** has been applied as a mix with another downy mildew fungicide, a second sequential application of **Forum** (alone or as a mix) is permitted before rotating to a non-**Group 40** downy mildew fungicide for at least 1 application.

**Restrictions**

- **DO NOT** make more than 3 applications.
- **DO NOT** apply within 7 days of harvest.
- **DO NOT** make aerial applications to hops.

\* Not registered for use in California.

## Application Directions *(continued)*

Crop	Target Disease	Use Rate (fl ozs Product per Acre per Application)	Minimum Time from Application to Harvest (PHI) (days)
<b>Leafy vegetables group* (except <i>Brassica</i>)</b> Amaranth Arugula Cardoon Celery Celery, Chinese Celtuce Chervil Chrysanthemum, edible-leaved Chrysanthemum, garland Corn salad Cress, garden Cress, upland Dandelion Dock Endive Fennel, Florence Lettuce, head* Lettuce, leaf* Orach Parsley Purslane, garden Purslane, winter Radicchio, red chicory Rhubarb Spinach Spinach, New Zealand Spinach, vine Swiss chard	Downy mildew <i>(Bremia lactucae)</i>	6	0

**Application Directions.** Use **Forum® fungicide** as a preventive application before infection occurs.

The minimum application interval for **Forum** is 7 days.

When disease is present in or near the area, prediction models indicate favorable disease conditions; or when an epidemic is underway, performance may be improved by using **Forum** as a tank mix with another fungicide.

The addition of a spreading/penetrating adjuvant is recommended to improve disease control performance.

If **Forum** has been applied as the only downy mildew fungicide, the next sequential application must be another downy mildew fungicide with a mode of action different from **Forum** (non-**Group 40**) for at least 1 application. If **Forum** has been applied as a mix with another downy mildew fungicide, a second sequential application of **Forum** (alone or as a mix) is permitted before rotating to a non-**Group 40** downy mildew fungicide for at least 1 application.

### Restrictions

- **DO NOT** make more than 3 applications.

Plants may be harvested on the day of the last application after sprays have dried.

\* Not registered for use in California, **except** lettuce (head and leaf).

**Application Directions** *(continued)*

<b>Crop</b>	<b>Target Disease</b>	<b>Use Rate</b> (fl ozs Product per Acre per Application)	<b>Minimum Time from Application to Harvest</b> (PHI) (days)
<b>Lima bean, succulent seed</b> (in CO, MT, NM, and WY and states eastward)	Downy mildew <i>(Phytophthora phaseoli)</i>	6	0

**Application Directions.** Use **Forum® fungicide** as a preventive application before infection occurs.

The minimum application interval for **Forum** is 7 days.

When disease is present in or near the area, prediction models indicate favorable disease conditions; or when an epidemic is underway, performance may be improved by using **Forum** as a tank mix with another fungicide.

If **Forum** has been applied as the only downy mildew fungicide, the next sequential application must be another downy mildew fungicide with a mode of action different from **Forum** (non-**Group 40**) for at least 1 application. If **Forum** has been applied as a mix with another downy mildew fungicide, a second sequential application of **Forum** (alone or as a mix) is permitted before rotating to non-**Group 40** downy mildew fungicide for at least 1 application.

**Restrictions**

- **DO NOT** add a spreading/penetrating adjuvant.
- **DO NOT** make more than 5 applications.

Application of **Forum** must be made to lima beans intended for harvest as succulent seed only.

Lima bean, succulent seed, may be harvested on the day of the last application after sprays have dried.



## Application Directions *(continued)*

Crop	Target Disease	Use Rate (fl ozs Product per Acre per Application)	Minimum Time from Application to Harvest (PHI) (days)
<b>Potato</b>	Late blight <i>(Phytophthora infestans)</i>	6	4
		4 to 6*	
	<b>Suppression only</b> Tuber blight <i>(Phytophthora infestans)</i>	6	

**Application Directions.** For late blight, use **Forum<sup>®</sup> fungicide** as a preventive application before infection occurs.

When used according to label directions for late blight control on potatoes, **Forum** can also reduce tuber blight.

The minimum application interval for **Forum** is 5 days.

When disease is present in or near the area, prediction models indicate favorable disease conditions; or when an epidemic is underway, performance may be improved by using **Forum** as a tank mix with another fungicide.

Consult local late blight advisory system recommendations to determine the predicted levels of disease pressure and recommended spray interval.

The addition of a spreading/penetrating adjuvant is recommended to improve disease control performance.

Apply spray to obtain thorough and complete plant coverage.

If **Forum** has been applied as the only late blight or tuber blight fungicide, the next sequential application must be another late blight or tuber blight fungicide with a mode of action different from **Forum** (non-**Group 40**) for at least 1 application. If **Forum** has been applied as a mix with another late blight or tuber blight fungicide, a second sequential application of **Forum** (alone or as a mix) is permitted before rotating to a non-**Group 40** late blight or tuber blight fungicide for at least 1 application.

**Forum may be applied after vine kill.**

### Restrictions

- **DO NOT** make more than 5 applications.
- **DO NOT** apply within 4 days of harvest.

\* If using **Forum** at a rate less than 6 fl ozs for control of late blight, tank mixing a labeled rate of a non-**Group 40** late blight fungicide is required.

## Application Directions *(continued)*

Crop	Target Disease	Use Rate (fl ozs Product per Acre per Application)	Minimum Time from Application to Harvest (PHI) (days)
<b>Strawberry</b>	Leather rot <i>(Phytophthora spp.)</i>	6	0

**Application Directions.** Use **Forum® fungicide** as a preventive application before infection occurs.

The minimum application interval for **Forum** is 14 days.

When disease is present in or near the area, prediction models indicate favorable disease conditions; or when an epidemic is underway, performance may be improved by using **Forum** as a tank mix with another fungicide.

The addition of a spreading/penetrating adjuvant is recommended to improve disease control performance.

If **Forum** has been applied as the only leather rot fungicide, the next sequential application must be another leather rot fungicide with a mode of action different from **Forum** (non-**Group 40**) for at least 1 application. If **Forum** has been applied as a mix with another leather rot fungicide, a second sequential application of **Forum** (alone or as a mix) is permitted before rotating to a non-**Group 40** leather rot fungicide for at least 1 application.

### Restrictions

- **DO NOT** make more than 3 applications.

Strawberries may be harvested on the day of the last application after sprays have dried.

Crop	Target Disease	Use Rate (fl ozs Product per Acre per Application)	Minimum Time from Application to Harvest (PHI) (days)
<b>Taro*</b>	<b>Suppression only</b> Phytophthora rot and leaf blight <i>(Phytophthora spp.)</i>	6	7 (greens) 30 (corms)

**Application Directions.** Use **Forum** as a preventive application before infection occurs.

The minimum application interval for **Forum** is 7 days.

When disease is present in or near the area, prediction models indicate favorable disease conditions; or when an epidemic is underway, performance may be improved by using **Forum** as a tank mix with another fungicide.

The addition of a spreading/penetrating adjuvant is recommended to improve disease control performance.

If **Forum** has been applied as the only Phytophthora fungicide, the next sequential application must be another Phytophthora fungicide with a mode of action different from **Forum** (non-**Group 40**) for at least 1 application. If **Forum** has been applied as a mix with another Phytophthora fungicide, a second sequential application of **Forum** (alone or as a mix) is permitted before rotating to a non-**Group 40** Phytophthora fungicide for at least 1 application.

### Restrictions

- **DO NOT** make more than 5 applications.
- **DO NOT** apply within 7 or 30 days of harvest for the greens and corms, respectively.

\* Not registered for use in California.

Another  
Row

Another  
Row

## Application Directions *(continued)*

Crop	Target Disease	Use Rate (fl ozs Product per Acre per Application)	Minimum Time from Application to Harvest (PHI) (days)
<b>Tobacco*</b>	Blue mold <i>(Peronospora tabacina)</i>	2 to 8 (ground) 8 (air)	0
See specific use directions in <b>Directions for use in Field Grown Tobacco</b> section.			
* Not registered for use in California.			

### Directions For Use in Field-Grown Tobacco

Acceptable control of blue mold and management of fungicide resistance with **Forum® fungicide** requires thorough coverage to leaf surfaces throughout the entire plant canopy.

All aerial and ground application equipment must be properly maintained and calibrated before application.

### Application Timing and Frequency in Tobacco

**Forum must be applied as a tank mix with another fungicide that has a different mode of action (non-Group 40 fungicide) and is effective against the pathogen of concern.** Begin applications when the **Blue Mold Advisory states that conditions favor development of blue mold**, and before the onset of disease infection. Continue applications on a 5- to 7-day spray schedule until weather conditions favoring infection and sporulation decrease.

### Tank Mixes with Other Products


The crop safety and tank mix compatibility of tank mixes of **Forum** with insecticides have not been fully investigated. Refer to the **Additives and Tank Mixing Information** section for additional details and precautions.

**DO NOT** mix **Forum** with surfactants, foliar fertilizers, household bleach, or sucker-control materials when making applications to tobacco.


### Tractor-Driven Sprayer Applications to Tobacco

To obtain thorough coverage of the foliage, use proper spray pressure, fungicide nozzles (such as hollow cones), proper nozzle spacing (nozzles over the row and multiple nozzles on the drops, **see diagram** following), and slow tractor speed. The following diagram outlines the correct spray nozzle configuration for field applications in tobacco. See **Ground Application Rates for Tobacco** table.

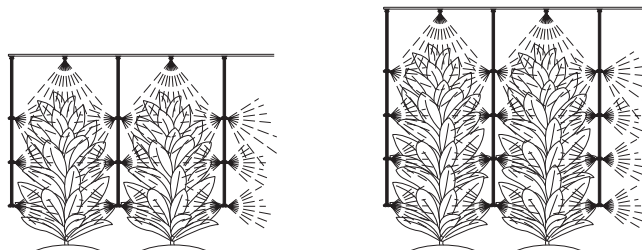
**Application Following  
Transplanting up to 3 Weeks**



**Application to Mid-size Plants  
(3 to 5 weeks after transplanting)**



**Application to Large Plants  
(6 weeks after transplanting up to topping)**



## Application Directions *(continued)*

### Directions For Use in Field-Grown Tobacco *(continued)*

#### Backpack Sprayer Applications to Tobacco

**Forum® fungicide** can be applied with backpack mist blowers or air-blast blowers. **DO NOT** apply with hand-pumped backpack sprayers because of low pressure and poor plant coverage. Spray to foliar runoff. Thorough plant coverage is essential for preventive control of blue mold. See **Ground Application Rates for Tobacco** table.

#### Ground Application Rates for Tobacco

Weeks of Growth after Transplant	Forum Rate	Spray Volume	
		Tractor-driven Sprayer	Backpack Sprayer
	(fl ozs product)	(gallons/acre)	
Recently transplanted to 3 weeks after transplanting	2	20	10
3 to 4 weeks after transplanting (knee high)	3	40	20
4 to 5 weeks after transplanting (waist high)	4	60	30
6 to 7 weeks after transplanting (chest high)	6	80	40
7 or more weeks after transplanting (shoulder height up to topping)	7 to 8	100	50

#### Aerial Spray Applications to Tobacco

Aerial applications can be used by growers who have limitations with ground applications, or when weather conditions are unfavorable for timely applications by ground.

Determine the area to be sprayed and the output rate to determine the quantities of **Forum** and water needed for accurate application. To obtain thorough coverage of the foliage, use nozzle positioning and orientation that favors plant coverage while minimizing drift. **DO NOT** use less than 15 gallons of water per acre.

For aerial applications, use 8 fl ozs of **Forum** per acre for applications at all growth stages. **DO NOT** use rates lower than 8 fl ozs of **Forum** per acre for aerial application.

#### Tobacco Use Restrictions

- **DO NOT** exceed 8 fl ozs per acre per application.
- **DO NOT** make more than 2 sequential applications of **Forum** before alternating to another fungicide with a mode of action different from **Forum** (non-**Group 40** fungicides) for at least 1 application.
- **DO NOT** use **Forum** in tobacco transplant production systems (including greenhouse, float-beds, and traditional ground beds).
- **DO NOT** use **Forum** in transplant water.

**Forum preharvest interval is 0 days.** Tobacco may be harvested the day of the last application, after sprays have dried. Refer to tank mix partner labeling for preharvest interval restrictions.

**To reduce the possibility of developing tobacco blue mold resistance to both Forum and to mefenoxam products, the tank mixing of Forum with mefenoxam products is strictly prohibited.**

Blue mold fungal strains have developed resistance to some crop protection products after repeated use. Because the development of resistance cannot be predicted, always use **Forum** in a blue mold resistance management program. Tank mixing with non-**Group 40** fungicides and thorough spray coverage are necessary to minimize the development of blue mold strains with resistance to **Forum**.

## Application Directions *(continued)*

Crop	Target Disease	Use Rate (fl ozs Product per Acre per Application)	Minimum Time from Application to Harvest (PHI) (days)
<b>Tomato, field-grown (nonstaked)</b>	Late blight <i>(Phytophthora infestans)</i>	6	4

**Application Directions.** Use **Forum® fungicide** as a preventive application before infection occurs, beginning when plants are 4- to 6-inches high.

The minimum application interval for **Forum** is 5 days.

When disease is present in or near the area, prediction models indicate favorable disease conditions; or when an epidemic is underway, performance may be improved by using **Forum** as a tank mix with another fungicide.

The addition of a spreading/penetrating adjuvant is recommended to improve disease control performance.

Apply spray to obtain thorough and complete plant coverage.

If **Forum** has been applied as the only late blight fungicide, the next sequential application must be another late blight fungicide with a mode of action different from **Forum** (non-**Group 40**) for at least 1 application. If **Forum** has been applied as a mix with another late blight fungicide, a second sequential application of **Forum** (alone or as a mix) is permitted before rotating to a non-**Group 40** late blight fungicide for at least 1 application.

### Restrictions

- **DO NOT** make more than 5 applications.
- **DO NOT** apply within 4 days of harvest.

Crop	Target Disease	Use Rate (fl ozs Product per Acre per Application)	Minimum Time from Application to Harvest (PHI) (days)
<b>Tomato, field-grown (staked)</b>	Late blight <i>(Phytophthora infestans)</i>	6	4

**Application Directions.** Use **Forum** as a preventive application before infection occurs, beginning when plants are 4- to 6-inches high.

The minimum application interval for **Forum** is 5 days.

When disease is present in or near the area, prediction models indicate favorable disease conditions; or when an epidemic is underway, performance may be improved by using **Forum** as a tank mix with another fungicide.

The addition of a spreading/penetrating adjuvant is recommended to improve disease control performance.

For ground application, use a minimum of 20 gallons of spray volume and increase the spray volume as the plants grow during the season. Spray volume should be proportional to the amount of plant tissue to be covered such that 100 gallons of spray per acre is used on mature plants. For aerial applications, follow the directions for nonstaked tomatoes.

Apply spray to obtain thorough and complete plant coverage.

If **Forum** has been applied as the only late blight fungicide, the next sequential application must be another late blight fungicide with a mode of action different from **Forum** (non-**Group 40**) for at least 1 application. If **Forum** has been applied as a mix with another late blight fungicide, a second sequential application of **Forum** (alone or as a mix) is permitted before rotating to a non-**Group 40** late blight fungicide for at least 1 application.

### Restrictions

- **DO NOT** make more than 5 applications.
- **DO NOT** apply within 4 days of harvest.

## Application Directions *(continued)*

Crop	Target Disease	Use Rate (fl ozs Product per Acre per Application)	Minimum Time from Application to Harvest (PHI) (days)
<b>Turnip greens*</b>	Downy mildew <i>(Peronospora parasitica)</i>	6	0

**Application Directions.** Use **Forum® fungicide** as a preventive application before infection occurs.

The minimum application interval for **Forum** is 7 days.

When disease is present in or near the area, prediction models indicate favorable disease conditions; or when an epidemic is underway, performance may be improved by using **Forum** as a tank mix with another fungicide.

If **Forum** has been applied as the only downy mildew fungicide, the next sequential application must be another downy mildew fungicide with a mode of action different from **Forum** (non-**Group 40**) for at least 1 application. If **Forum** has been applied as a mix with another downy mildew fungicide, a second sequential application of **Forum** (alone or as a mix) is permitted before rotating to non-**Group 40** downy mildew fungicide for at least 1 application.

### Restrictions

- **DO NOT** add a spreading/penetrating adjuvant.
- **DO NOT** make more than 5 applications.

Application of **Forum** to turnip cultivars that are grown for root production is prohibited.

Turnip greens may be harvested on the day of the last application after sprays have dried.

\* Not registered for use in California.

## Rotational Crop Guidelines

**After making the last Forum application,** rotational crops may be planted at the following intervals:

### Anytime:

*Brassica* leafy vegetables, bulb vegetables, cucurbit vegetables, fruiting vegetables, hops, leafy vegetables, lima beans, potato, strawberry, taro, tobacco

### 30 days:

Barley, corn, oats, rice, rye, sorghum, wheat, root/tuber vegetables (such as carrot, radish and sugar beet)

### 90 days:

All other crops

## Conditions of Sale and Warranty

The **Directions For Use** of this product reflect the opinion of experts based on field use and tests. The directions are believed to be reliable and must be followed carefully. However, it is impossible to eliminate all risks inherently associated with the use of this product. Crop injury, ineffectiveness or other unintended consequences may result because of such factors as weather conditions, presence of other materials, or use of the product in a manner inconsistent with its labeling, all of which are beyond the control of BASF CORPORATION ("BASF") or the Seller. To the extent consistent with applicable law, all such risks shall be assumed by the Buyer.

BASF warrants that this product conforms to the chemical description on the label and is reasonably fit for the purposes referred to in the **Directions For Use**, subject to the inherent risks, referred to above.

**TO THE EXTENT CONSISTENT WITH APPLICABLE LAW, BASF MAKES NO OTHER EXPRESS OR IMPLIED WARRANTY OF FITNESS OR MERCHANTABILITY OR ANY OTHER EXPRESS OR IMPLIED WARRANTY.**

**TO THE EXTENT CONSISTENT WITH APPLICABLE LAW, BUYER'S EXCLUSIVE REMEDY AND BASF'S EXCLUSIVE LIABILITY, WHETHER IN CONTRACT, TORT, NEGLIGENCE, STRICT LIABILITY, OR OTHERWISE, SHALL BE LIMITED TO REPAYMENT OF THE PURCHASE PRICE OF THE PRODUCT.**

**TO THE EXTENT CONSISTENT WITH APPLICABLE LAW, BASF AND THE SELLER DISCLAIM ANY LIABILITY FOR CONSEQUENTIAL, EXEMPLARY, SPECIAL OR INDIRECT DAMAGES RESULTING FROM THE USE OR HANDLING OF THIS PRODUCT.**

BASF and the Seller offer this product, and the Buyer and User accept it, subject to the foregoing **Conditions of Sale and Warranty** which may be varied only by agreement in writing signed by a duly authorized representative of BASF.

1108

*Forum* is a registered trademark of BASF.

© 2018 BASF Corporation  
All rights reserved.

000241-00427.20180628.**NVA 2018-04-261-0051**  
Supersedes: NVA 2014-04-261-0136

BASF Corporation  
26 Davis Drive  
Research Triangle Park, NC 27709



We create chemistry