

241-426

12/16/2008

1/21

DEC 16 2008



UNITED STATES ENVIRONMENTAL PROTECTION AGENCY
WASHINGTON, D.C. 20460

OFFICE OF
PREVENTION, PESTICIDES AND
TOXIC SUBSTANCES

Dr. Jeffrey Birk
BASF Corporation
26 Davis Drive
Research Triangle Park, NC 27709

Subject: Habitat Herbicide
EPA Registration Number 241-426
Your amended labeling submitted on October 3, 2008

Dear Dr. Birk:

The labeling referred to above, submitted in connection with registration under the Federal Insecticide, Fungicide, and Rodenticide Act (FIFRA), as amended, is acceptable, provided you make the following changes before you release the product for shipment:

- Make all of the changes specified in the attached document "Summary of Comments on Habitat_2007-04-246-0143_3274CR5.qxp."

This amended labeling supersedes all previously accepted labeling with the exception of supplemental labeling. A stamped copy of labeling is enclosed for your records.

Submit one copy of final printed labeling incorporating the above changes before you release the product for shipment. Please include an electronic label in pdf text format of the final printed labeling with your submission. If you have any questions about this letter, you may contact Tobi Colvin-Snyder at 703-305-7801 or Colvin-Snyder.Tobi@epa.gov.

Sincerely,

Jim Tompkins
Product Manager 25
Herbicide Branch
Registration Division (7505P)

Summary of Comments on Habitat_2007-04-246-0143_3274CR5.qxp

Page: 4

Author: tsnyder
Subject: Cross-Out
Date: 11/10/2008 4:13:01 PM



Author: tsnyder
Subject: Cross-Out
Date: 11/10/2008 4:15:17 PM




Author: tsnyder
Subject: Note
Date: 11/10/2008 4:18:49 PM





Add the following text:


Quiescent or Slow Moving Waters: In lakes and reservoirs do not apply Habitat herbicide within one (1) mile of an active irrigation water intake during the irrigation season. Applications less than one (1) mile from an active irrigation water intake may be made during the off-season, provided that the irrigation intake will remain inactive for a minimum 120 days after application or until Habitat herbicide residue levels are determined by laboratory analysis or other appropriate means of analysis to be 1.0 ppb or less.

Page: 5

Author: tsnyder
Subject: Note
Date: 11/10/2008 4:32:33 PM
 Add text at blue edit mark.

Author: tsnyder
Subject: Replacement Text
Date: 11/10/2008 4:32:05 PM
 Applications with wind speeds less than 3 mph and with wind speeds greater than 10 mph are prohibited.

Author: tsnyder
Subject: Note
Date: 12/18/2008 9:45:50 AM
 Add text at blue edit mark.

Author: tsnyder
Subject: Replacement Text
Date: 12/18/2008 9:45:10 AM
 must

Page: 9

Author: tsnyder
Subject: Comment on Text
Date: 12/18/2008 9:42:40 AM

T Change to a lower case "h" and unbold this word "habitat". In this instance "habitat refers to an environment rather than the proper name of the herbicide.

Author: tsnyder
Subject: Comment on Text
Date: 12/18/2008 9:43:59 AM

T Change to a lower case "h" and unbold this word "habitat". In this instance "habitat refers to an environment rather than the proper name of the herbicide.

Habitat[®]

herbicide

For the control of undesirable vegetation growing within specified aquatic, pasture/rangeland, industrial noncropland sites, and rights-of way, fence rows, nonirrigation ditch banks, establishment and maintenance of wildlife openings, for the release of unimproved Bermudagrass and Bahiagrass, for bare-ground weed control, and for use under certain paved surfaces

Active Ingredient:

isopropylamine salt of imazapyr: (2-[4,5-dihydro-4-methyl-4-(1-methylethyl)-5-oxo-1H-imidazol-2-yl]-3-pyridinecarboxylic acid)*

28.7%

Other Ingredients:

71.3%

Total:

100.0%

*Equivalent to 22.6% 2-[4,5-dihydro-4-methyl-4-(1-methylethyl)-5-oxo-1H-imidazol-2-yl]-3-pyridinecarboxylic acid or 2-pounds acid per gallon.

EPA Reg. No. 241-426

U.S. Patent No. 4,798,619

EPA Est. No.

**KEEP OUT OF REACH OF CHILDREN
CAUTION/PRECAUCIÓN**

Si usted no entiende la etiqueta, busque a alguien para que se la explique a usted en detalle. (If you do not understand the label, find someone to explain it to you in detail.)

In case of an emergency endangering life or property involving this product, call day or night, 1-800-832-HELP (4357).

See inside for **First Aid, Precautionary Statements, Directions For Use, Conditions of Sale and Warranty**, and state-specific crop and/or use site restrictions.

Net Contents:

BASF Corporation
26 Davis Drive
Research Triangle Park, NC 27709

ACCEPTED
with COMMENTS
In EPA Letter Dated

DEC 16 2008
Under the Federal Insecticide,
Fungicide, and Rodenticide Act
as amended, for the pesticide
registered under EPA Reg. No.

241-426



The Chemical Company

FIRST AID	
If on skin or clothing	<ul style="list-style-type: none"> • Take off contaminated clothing. • Rinse skin immediately with plenty of water for 15 to 20 minutes. • Call a poison control center or doctor for treatment advice.
If in eyes	<ul style="list-style-type: none"> • Hold eyes open and rinse slowly and gently with water for 15 to 20 minutes. • Remove contact lenses, if present, after the first 5 minutes; then continue rinsing eyes. • Call a poison control center for treatment advice.
If inhaled	<ul style="list-style-type: none"> • Move person to fresh air. • If person is not breathing, call 911 or an ambulance; then give artificial respiration, preferably mouth to mouth, if possible. • Call a poison control center or doctor for further treatment advice.
HOT LINE NUMBER	
<p>Have the product container or label with you when calling a poison control center or doctor or going for treatment. You may also contact BASF Corporation for emergency medical treatment information: 1-800-832-HELP (4357).</p>	

PRECAUTIONARY STATEMENTS

HAZARD TO HUMANS

CAUTION

Avoid contact with skin, eyes or clothing. Avoid breathing spray mist. Wash thoroughly with soap and water after handling. Remove contaminated clothing and wash before reuse.

PERSONAL PROTECTIVE EQUIPMENT (PPE)

Some materials that are chemical-resistant to this product are listed below. If you want more options, follow the instructions for **Category A** on an EPA chemical-resistance category selection chart.

Applicators and other handlers must wear:

- Long-sleeved shirt and long pants
- Chemical-resistant gloves made of any waterproof material
- Shoes plus socks

Follow manufacturer's instructions for cleaning and maintaining PPE. If no such instructions are given for washables, use detergent and hot water. Keep and wash PPE separately from other laundry.

PHYSICAL AND CHEMICAL HAZARDS

Spray solutions of **Habitat® herbicide** should be mixed, stored and applied only in stainless steel, fiberglass, plastic and plastic-lined steel containers.

Thoroughly clean application equipment, including landing gear, immediately after use of this product. Prolonged exposure of this product to uncoated steel (except stainless steel) surfaces may result in corrosion and failure of the exposed part. The maintenance of an organic coating (paint) may prevent corrosion.

ENVIRONMENTAL HAZARDS

DO NOT apply to water except as specified in this label. Treatment of aquatic weeds may result in oxygen depletion or loss due to decomposition of dead plants. This oxygen loss may cause the suffocation of some aquatic organisms. **DO NOT** treat more than 1/2 of the surface area of the

water in a single operation and wait at least 10 to 14 days between treatments. Begin treatment along the shore and proceed outward in bands to allow aquatic organisms to move into untreated areas. **DO NOT** contaminate water when disposing of equipment washwaters or rinsate.

This pesticide is toxic to vascular plants and should be used strictly in accordance with the drift precautions on the label.

DIRECTIONS FOR USE

It is a violation of federal law to use this product in a manner inconsistent with its labeling.

Habitat may be used only in accordance with the instructions on the leaflet label attached to the container. Keep containers closed to avoid spills and contamination.

DO NOT apply this product in a way that will contact workers or other persons, either directly or through drift. Only protected handlers may be in the area during application.

STORAGE AND DISPOSAL

DO NOT contaminate water, food or feed by storage or disposal.

Pesticide Storage. DO NOT store below 10° F.

Pesticide Disposal. Wastes resulting from the use of this product may be disposed of on-site or at an approved waste disposal facility.

CONTAINER DISPOSAL

Nonrefillable Container. DO NOT reuse or refill this container. Triple rinse or pressure rinse container (or equivalent) promptly after emptying; then offer for recycling, if available, or reconditioning, if appropriate, or puncture and dispose of in a sanitary landfill, or by incineration, or by other procedures approved by state and local authorities.

Triple rinse containers small enough to shake (capacity ≤ 5 gallons) as follows: Empty the remaining contents into application equipment or a mix tank and drain for 10 seconds after the flow begins to drip. Fill the container 1/4 full with water and recap. Shake for 10 sec-

onds. Pour rinsate into application equipment or a mix tank, or store rinsate for later use or disposal. Drain for 10 seconds after the flow begins to drip. Repeat this procedure two more times.

Triple rinse containers too large to shake (capacity > 5 gallons) as follows: Empty the remaining contents into application equipment or a mix tank. Fill the container 1/4 full with water. Replace and tighten closures. Tip container on its side and roll it back and forth, ensuring at least one complete revolution, for 30 seconds. Stand the container on its end and tip it back and forth several times. Turn the container over onto its other end and tip it back and forth several times. Empty the rinsate into application equipment or a mix tank, or store rinsate for later use or disposal. Repeat this procedure two more times.

Pressure rinse as follows: Empty the remaining contents into application equipment or mix tank and continue to drain for 10 seconds after the flow begins to drip. Hold container upside down over application equipment or mix tank, or collect rinsate for later use or disposal. Insert pressure rinsing nozzle in the side of the container and rinse at about 40 PSI for at least 30 seconds. Drain for 10 seconds after the flow begins to drip.

Refillable Container. Refill this container with pesticide only. **DO NOT** reuse this container for any other purpose. Triple rinsing the container before final disposal is the responsibility of the person disposing of the container. Cleaning before refilling is the responsibility of the refiller.

Triple rinse as follows: To clean the container before final disposal, empty the remaining contents from this container into application equipment or mix tank. Fill the container about 10% full with water. Agitate vigorously or recirculate water with the pump for 2 minutes. Pour or pump rinsate into application equipment or rinsate collection system. Repeat this rinsing procedure two more times.

When this container is empty, replace the cap and seal all openings that have been opened during use; return the container to the point of purchase or to a designated location. This container must only be refilled with a pesticide product. **DO NOT** reuse the container for any other purpose. Prior to refilling, inspect carefully for damage such as cracks, punctures, abrasions, worn-out threads and closure devices. Check for leaks after refilling and before transport. **DO NOT** transport if this container is damaged or leaking. If the container is damaged, or leaking, or obsolete and not returned to the point of purchase or to a designated location, triple rinse emptied container and offer for recycling, if available, or dispose of container in compliance with state and local regulations.

In Case of Spill

In case of large-scale spillage regarding this product, call:
CHEMTREC 1-800-424-9300
BASF Corporation 1-800-832-HELP (4357)

IMPORTANT

- **DO NOT** use on food crops.
- **DO NOT** apply this product within 1/2 mile upstream of an active potable water intake in flowing water (i.e., river, stream, etc.) or within 1/2 mile of an active potable water intake in a standing body of water, such as a lake, pond or reservoir.
- **DO NOT** apply to water used for irrigation except as described in **GENERAL USE PRECAUTIONS AND RESTRICTIONS** section of this label.
- Keep from contact with fertilizers, insecticides, fungicides and seeds.
- **DO NOT** drain or flush equipment on or near desirable trees or other plants, or on areas where their roots may extend, or in locations where the treated soil may be washed or moved into contact with their roots.
- **DO NOT** use on lawns, walks, driveways, tennis courts, or similar areas.
- **DO NOT** side trim desirable vegetation with this product unless severe injury and plant death can be tolerated. Prevent drift of spray to desirable plants.
- Clean application equipment after using this product by thoroughly flushing with water.

GENERAL USE PRECAUTIONS AND RESTRICTIONS

Applications may be made for the control of undesirable vegetation growing within specified aquatic, pasture/rangeland, industrial noncropland sites, and railroad, utility, and highway rights-of-way, and fence rows. Aquatic sites consist of standing and flowing water, estuarine/marine, wetland and riparian areas. Industrial noncropland sites include utility plant sites, petroleum tank farms, pumping installations, fence rows, storage areas, and non-irrigation ditchbanks.

Habitat® herbicide may also be used for the establishment and maintenance of wildlife openings, for the release of unimproved Bermudagrass and Bahiagrass, for bare-ground weed control, and for use under certain paved surfaces.

Noncropland Sites

- **DO NOT** apply more than 1.5 lbs acid equivalent (ae) imazapyr (equivalent to 96 ozs of **Habitat**) per acre per year.

Pasture/Rangeland Sites

- For spot treatment only.
- **DO NOT** treat more than 1/10 of the available area to be grazed or cut for hay.
- **DO NOT** apply more than 0.75 lb ae imazapyr (equivalent to 48 ozs of **Habitat**) per acre per year.

Aquatic Sites

- **DO NOT** apply more than 1.5 lbs ae imazapyr (equivalent to 96 ozs of **Habitat**) per acre per year.
- **Public waters.** Application of **Habitat** to water can only be made by federal or state agencies, such as Water Management District personnel, municipal officials, and the U.S. Army Corps of Engineers, or those applicators who are licensed or certified as aquatic pest control applicators and are authorized by the state or local government.

Treatment to other than non-native invasive species is limited to only those plants that have been determined to be a nuisance by a federal or state government entity.

- **Permitting.** Consult local state fish and game agency and water control authorities before applying this product to public water. Permits may be required to treat such water.
- ~~Private waters.~~ Applications may be made to private waters that are still, such as ponds, lakes and drainage ditches where there is minimal or no outflow to public waters.
- **Aerial application.** Aerial application to aquatic sites is restricted to helicopter only.
- **Irrigation water.** Application to water used for irrigation that results in **Habitat**® herbicide residues > 1.0 ppb **MUST NOT** be used for irrigation purposes for 120 days after application or until **Habitat** residue levels are determined by laboratory analysis or other appropriate means of analysis to be 1.0 ppb or less. When applications are made within 500 feet of an active irrigation intake, **DO NOT** irrigate for at least 24 hours following application to allow for dissipation.

~~Recreational use of water in treatment area.~~ There are no restrictions on the use of water in the treatment area for recreational purposes, including swimming and fishing.

~~Livestock use of water in/from treatment area.~~ There are no restrictions on livestock consumption of water from the treatment area.

Precautions for potable water intakes. DO NOT apply **Habitat** directly to water within 1/2 mile upstream of an active potable water intake in flowing water (i.e., river, stream, etc.) or within 1/2 mile of an active potable water intake in a standing body of water such as a lake, pond or reservoir. To make aquatic applications around and within 1/2 mile of active potable water intakes, the water intake **must** be turned off during application and for a minimum of 48 hours after the application. These aquatic applications may be made only in the cases where there are alternative water sources or holding ponds that would permit the turning off of an active potable water intake for a minimum period of 48 hours after the applications.

NOTE: Existing potable water intakes that are no longer in use, such as those replaced by connections to wells or a municipal water system, are not considered to be active potable water intakes. This restriction does not apply to intermittent, inadvertent overspray of water in terrestrial use sites.

GENERAL INFORMATION

Habitat is an aqueous solution to be mixed with water and a surfactant and applied as a spray solution to control undesirable vegetation growing within specified aquatic, pasture/rangeland, industrial noncropland sites, and railroad, utility, and highway rights-of-way, and fence rows. Aquatic sites consist of standing and flowing water, estuarine/marine, wetland, and riparian areas. Industrial noncropland sites include utility plant sites, petroleum tank farms, pumping installations, fence rows, storage areas, and nonirrigation

ditchbanks. **Habitat** may also be used for the establishment and maintenance of wildlife openings, for the release of unimproved Bermudagrass and Bahiagrass, for bare-ground weed control, and for use under certain paved surfaces.

Herbicidal Activity. **Habitat** will control most annual and perennial grasses and broadleaf weeds in addition to many brush and vine species with some residual control of undesirable species that germinate above the waterline. **Habitat** is readily absorbed through emergent leaves and stems and is translocated rapidly throughout the plant with accumulation in the meristematic regions. For maximum activity, weeds should be growing vigorously at the time of application, and the spray solution should include a surfactant (see **ADJUVANTS** section for specific recommendations). Treated plants stop growing soon after spray application. Chlorosis appears first in the newest leaves, and necrosis spreads from this point. In perennials, the herbicide is translocated into, and kills, underground or submerged storage organs, which prevents regrowth. Chlorosis and tissue necrosis may not be apparent in some plant species until 2 or more weeks after application. Complete kill of plants may not occur for several weeks. Applications of **Habitat** are rainfast 1 hour after treatment.

Application Methods. **Habitat** may be selectively applied by using low-volume directed application techniques or may be broadcast applied by using ground equipment, watercraft, or aircraft (aerial applications to aquatic sites must be made by helicopter). In addition, **Habitat** may also be applied using cut stump, cut stem, and frill and girdle treatment techniques within noncropland, pasture/rangeland, and aquatic sites (see **AERIAL APPLICATIONS** and **GROUND APPLICATIONS** sections for additional details).

PRECAUTIONS FOR AVOIDING INJURY TO NONTARGET PLANTS

Untreated desirable plants can be affected by root uptake of **Habitat** from treated soil. Injury or loss of desirable plants may result if **Habitat** is applied on or near desirable plants, on areas where their roots extend, or in locations where the treated soil may be washed or moved into contact with their roots. When making applications along shorelines where desirable plants may be present, caution should be exercised to avoid spray contact with their foliage or spray application to the soil in which they are rooted. Shoreline plants that have roots which extend into the water in an area where **Habitat** has been applied generally will not be adversely affected by uptake of the herbicide from the water.

If treated vegetation is to be removed from the application site, **DO NOT** use the vegetative matter as mulch or compost on or around desirable species.

MANAGING OFF-TARGET MOVEMENT Aerial Applications

- Applicators are required to use a coarse or coarser droplet size (ASABE S572) or, if specifically using a spinning atomizer nozzle, applicators are required to use a volume mean diameter (VMD) of 385 microns or greater for release heights below 10 feet. Applicators are required to use a

very coarse or coarser droplet size or, if specifically using a spinning atomizer nozzle, applicators are required to use a VMD of 475 microns or greater for release heights above 10 feet. Applicators must consider the effects of nozzle orientation and flight speed when determining droplet size.

- Applicators are required to use upwind swath displacement.
- The boom length must not exceed 60% of the wingspan or 90% of the rotor blade diameter to reduce spray drift.
- ~~DO NOT~~ apply when wind speed is greater than 10 mph.
- ~~If applying at wind speeds less than 3 mph, the applicator must determine if~~
 - a) conditions of temperature inversion exist, or
 - b) stable atmospheric conditions exist at or below nozzle height.

Applications into temperature inversions are prohibited.

Ground Boom Applications

- Applicators are required to use a nozzle height below 4 feet above the ground or plant canopy and coarse or coarser droplet size (ASABE S572) or, if specifically using a spinning atomizer nozzle, applicators are required to use a volume mean diameter (VMD) of 385 microns or greater.
- Applications with wind speeds greater than 10 mph are prohibited.
- Applications into temperature inversions are prohibited.

Wind Erosion

Avoid treating powdery, dry or light sandy soils when conditions are favorable for wind erosion. Under these conditions, the soil surface should first be settled by rainfall or irrigation.

ADJUVANTS

Postemergence applications of **Habitat® herbicide** require the addition of a spray adjuvant. When making aquatic applications, only spray adjuvants that are approved or appropriate for aquatic use should be utilized.

Nonionic Surfactants. Use a nonionic surfactant (NIS) at the rate of 0.25% volume/volume (v/v) or higher (see manufacturer's label) of the spray solution (0.25% v/v is equivalent to 1 quart in 100 gallons). For best results, select a nonionic surfactant with an HLB (hydrophilic to lipophilic balance) ratio between 12 and 17 with at least 70% surfactant in the formulated product (alcohols, fatty acids, oils, ethylene glycol or diethylene glycol should not be considered as surfactants to meet the above requirements).

Methylated Seed Oils or Vegetable Oil Concentrates. Instead of a surfactant, a methylated seed oil (MSO) or vegetable-based seed oil concentrate may be used at the rate of 1.5 to 2 pints per acre. When using spray volumes greater than 30 gallons per acre, methylated seed oil or vegetable-based seed oil concentrates should be mixed at a rate of 1% of the total spray volume, or alternatively use a nonionic surfactant as described above. Research indicates that these oils may aid in **Habitat** deposition and uptake by plants under moisture or temperature stress.

Silicone-based Surfactants. See manufacturer's label for specific rate recommendations. Silicone-based surfactants

may reduce the surface tension of the spray droplet allowing greater spreading on the leaf surface as compared to conventional nonionic surfactants. However, some silicone-based surfactants may dry too quickly, limiting herbicide uptake.

Invert Emulsions. **Habitat** can be applied as an invert emulsion. The spray solution results in an invert (water-in-oil) spray emulsion designed to minimize spray drift and spray runoff, resulting in more herbicide on the target foliage. The spray emulsion may be formed in a single tank (batch mixing) or injected (in-line mixing). Consult the invert chemical label for proper mixing directions.

Other. An antifoaming agent, spray pattern indicator, or drift-reducing agent may be applied at the product labeled rate if necessary or desired.

TANK MIXES

Habitat may be tank mixed with other herbicides.

Consult manufacturer's labels for specific rate restrictions and weeds controlled. Always follow the more restrictive label restrictions and precautions for all products used when making an application involving tank mixes.

AERIAL APPLICATIONS

All precautions should be taken to minimize or eliminate spray drift. Both fixed-wing aircraft and helicopters can be used to apply **Habitat** on noncropland sites, but only helicopters can be used for aquatic applications. **DO NOT** make applications by fixed-wing aircraft or helicopter unless appropriate buffer zones can be maintained to prevent spray drift out of the target area, or when treating open tracts of land, spray drift as a result of fixed-wing aircraft application can be tolerated. Aerial equipment designed to minimize spray drift, such as a helicopter equipped with a **Microfoil™ boom, Thru-Valve™ boom,** or raindrop nozzles, must be used and calibrated. Except when applying with a **Microfoil boom,** a drift control agent may be added at the recommended label rate. Side trimming is not recommended with **Habitat** unless death of treated tree can be tolerated.

Uniformly apply the recommended amount of **Habitat** herbicide in 2 to 30 gallons of water per acre. A foam-reducing agent may be added at the recommended label rate, if needed.

IMPORTANT: Thoroughly clean application equipment, including landing gear, immediately after use of this product. Prolonged exposure of this product to uncoated steel (except stainless steel) surfaces may result in corrosion and failure of the exposed part. The maintenance of an organic coating (paint) may prevent corrosion.

GROUND APPLICATIONS

FOLIAR APPLICATIONS

Low-volume Foliar Application

Use equipment calibrated to deliver 5 to 20 gallons of spray solution per acre. To prepare the spray solution, thoroughly mix in water 0.5% to 5% **Habitat** plus surfactant (see the **ADJUVANTS** section of this label for specific recommendations). A foam-reducing agent may be applied at the recommended label rate, if needed. For control of difficult species (see **Aquatic Weeds Controlled** section and the **Terrestrial Weeds Controlled by Habitat® herbicide** section for relative susceptibility of weed species), use the higher concentrations of herbicide and/or spray volumes, but **DO NOT** apply more than 6 pints of **Habitat** per acre in aquatic and noncropland sites and 3 pints per acre in pasture/rangeland. Excessive wetting of foliage is not recommended. See **Spray Solution Mixing Guide for Low-volume Foliar Applications** following for suggested volumes of **Habitat** and water.

For low-volume foliar application, select proper nozzles to avoid overapplication. Proper application is critical to ensure desirable results. Best results are achieved when the spray covers the crown and approximately 70 percent of the plant. The use of an even, flat-fan tip with a spray angle of 40 degrees or less will aid in proper deposition.

Recommended tip sizes include 4004E or 1504E. For a straight-stream and cone pattern, adjustable cone nozzles, such as 5500 X3 or 5500 X4, may be used. Attaching a rollover valve onto a Spraying Systems Model 30 gunjet or other similar spray gun allows for the use of both flat-fan and cone tips on the same gun.

Moisten, but **DO NOT** drench target vegetation causing spray solution to run off.

Low-volume Foliar Application with Backpacks

For low-growing species, spray down on the crown, covering crown and penetrating approximately 70% of the plant.

For target species 4 to 8 feet tall, swipe the sides of target vegetation by directing spray to at least 2 sides of the plant in smooth vertical motions from the crown to the bottom. Make sure to cover the crown whenever possible.

For target species over 8 feet tall, lace sides of the target vegetation by directing spray to at least 2 sides of the target in smooth zigzag motions from crown to bottom.

Low-volume Foliar Application with Hydraulic Handgun Application Equipment

Use the same technique as described above for **Low-volume Foliar Application with Backpacks**.

For broadcast applications, simulate a gentle rain near the top of target vegetation allowing spray to contact the crown and penetrate the target foliage without falling to the understory. Herbicide spray solution that contacts the understory may result in severe injury or death of plants in the understory.

Spray Solution Mixing Guide for Low-volume Foliar Applications

Spray Solution Prepared (gallons)	Desired Concentration (fluid volume)				
	0.5%	0.75%	1%	1.5%	5%
	(amount of Habitat to use)				
1	0.6 oz	0.9 oz	1.3 ozs	1.9 ozs	6.5 ozs
3	1.9 ozs	2.8 ozs	3.8 ozs	5.8 ozs	1.2 pints
4	2.5 ozs	3.8 ozs	5.1 ozs	7.7 ozs	1.6 pints
5	3.2 ozs	4.8 ozs	6.5 ozs	9.6 ozs	2 pints
50	2 pints	3 pints	4 pints	6 pints	10 quarts
100	4 pints	6 pints	8 pints	6 quarts	5 gallons

2 tablespoons = 1 fluid ounce

High-volume Foliar Application

For optimum performance when spraying medium-density to high-density vegetation, use equipment calibrated to deliver up to 100 gallons of spray solution per acre (GPA). Spray solutions exceeding 100 GPA may result in excessive spray runoff, causing increased ground cover injury, and injury to desirable species. To prepare the spray solution, thoroughly mix **Habitat** in water and add a surfactant (see **ADJUVANTS** section for specific recommendations and rates of surfactants). A foam-reducing agent may be added at the recommended label rate, if needed. For control of difficult species (see **Aquatic Weeds Controlled** chart and the **Terrestrial Weeds Controlled by Habitat® herbicide** section for relative susceptibility of weed species), use the higher concentrations of herbicide and/or spray volumes, but **DO NOT** apply more than 6 pints of **Habitat** per acre in aquatic and noncropland sites and 3 pints per acre in pasture/rangeland. Uniformly cover the foliage of the vegetation to be controlled, but **DO NOT** apply to runoff. Excessive wetting of foliage is not recommended.

Side Trimming

DO NOT side trim with **Habitat** unless severe injury or death of the treated tree can be tolerated. **Habitat** is readily translocated and can result in death of the entire tree.

CUT-SURFACE TREATMENTS

Habitat may be used to control undesirable woody vegetation by applying the **Habitat** solution to the cambium area of freshly cut stump surfaces or to fresh cuts on the stem of the target woody vegetation. Applications can be made at any time of the year except during periods of heavy sap flow in the spring. **DO NOT** overapply solution causing runoff from the cut surface.

Injury may occur to desirable woody plants if the shoots extend from the same root system or their root systems are grafted to those of the treated tree.

Cut-surface Applications With Dilute and Concentrate Solutions

Habitat may be mixed as either a concentrated or dilute solution. The dilute solution may be used for applications to the cut surface of the stump or to cuts on the stem of the target woody vegetation. Concentrated solutions may be used for applications to cuts on the stem. Use of the concentrated solution permits application to fewer cuts on the stem, especially for large-diameter trees. Follow the application instructions to determine proper application techniques for each type of solution.

- To prepare a dilute solution, mix 8 to 12 fluid ounces of **Habitat® herbicide** with 1 gallon of water. The use of a surfactant or penetrating agent may improve uptake through partially callused cambiums.
- To prepare a concentrated solution, mix 2 quarts of **Habitat** with no more than 1 quart of water.

Cut-stump Treatments

- **Dilute Solutions.** Spray or brush the solution onto the cambium area of the freshly cut stump surface. Ensure that the solution thoroughly wets the entire cambium area (the wood next to the bark of the stump).

Cut-stem (injection, hack and squirt) Treatments

- **Dilute Solutions.** Using standard injection equipment, apply 1 milliliter of solution at each injection site around the tree with no more than 1-inch intervals between cut edges. Ensure that the injector completely penetrates the bark at each injection site.
- **Concentrate Solutions.** Using standard injection equipment, apply 1 milliliter of solution at each injection site. Make at least 1 injection cut for every 3 inches of Diameter at Breast Height (DBH) on the target tree. For example, a 3-inch DBH tree will receive 1 injection cut, and a 6-inch DBH tree will receive 2 injection cuts. On trees requiring more than 1 injection site, place the injection cuts at approximately equal intervals around the tree.

Frill or Girdle Treatments

- Using a hatchet, machete, or chainsaw, make cuts through the bark and completely around the tree to expose the cambium. The cut should angle downward extending into the cambium enough to expose at least 2 growth rings. Using a spray applicator or brush, apply a 25% to 100% solution of **Habitat** into each cut until thoroughly wet. Avoid applying so much herbicide that runoff to the ground or water occurs.

NONCROPLAND USES

Applications may be made for the control of undesirable vegetation growing within industrial noncropland sites. Industrial noncropland sites include utility plant sites, petroleum tank farms, pumping installations, fence rows, storage areas, and nonirrigation ditchbanks. **Habitat** may also be used for the establishment and maintenance of wildlife openings, for the release of unimproved Bermudagrass and Bahiagrass, for bare-ground weed control, and for use under certain paved surfaces.

Tank Mixes and Application Rates for Low-volume Foliar Brush Control*

Target Vegetation	Habitat Rate	Tank Mix
Mixed hardwoods without elm, locust, or pine	1.0 to 1.5% by volume	Surfactant
Mixed hardwoods containing elm, locust, and pine	0.5 to 1.0% by volume	Accord® at 2% to 3% by volume plus surfactant
Mixed hardwoods with locust and pine but no elm	0.5 to 1.0% by volume	Krenite® at 2% to 5% by volume plus surfactant
Mixed hardwoods with locust and elm but no pine	0.5 to 1.0% by volume	Escort® at 2 ozs/A or 2.3 grams/gal plus surfactant

*Tank mixes with 2,4-D or products containing 2,4-D have resulted in reduced efficacy of **Habitat**.

Mixing Chart

% Solution	Habitat per gallon of mix (ounces)	Habitat per 4-gallon backpack (ounces)
0.5%	0.6	2.6
1.0%	1.3	5.1
2.0%	2.6	10.2
3.0%	3.8	15.4
5.0%	6.4	25.6

Measuring Chart

128 ounces	=	1 gallon
16 ounces	=	1 pint
8 pints	=	1 gallon
4 quarts	=	1 gallon
2 pints	=	1 quart

FOR THE SELECTIVE CONTROL OF UNDESIRABLE WEEDS IN UNIMPROVED BERMUDAGRASS AND BAHIAGRASS

Habitat may be used on unimproved Bermudagrass and Bahiagrass turf such as roadsides, utility rights-of-way, and other noncropland industrial sites. The application of **Habitat** on established common and coastal Bermudagrass and Bahiagrass provides control of labeled broadleaf and grass weeds. Competition from these weeds is eliminated, releasing the Bermudagrass and Bahiagrass. Treatment of Bermudagrass with **Habitat** results in a compacted growth habit and seed-head inhibition.

Uniformly apply with properly calibrated ground equipment using at least 10 gallons of water per acre.

IMPORTANT: Temporary yellowing of grass may occur when treatment is made after growth commences. **DO NOT** add surfactant in excess of the recommended rate (1 oz per 25 gallons of spray solution). **DO NOT APPLY** to grass during its first growing season. **DO NOT APPLY** to grass that is under stress from drought, disease, insects, or other causes.

DOSAGE RATES AND TIMING

Bermudagrass. Apply **Habitat® herbicide** at 6 to 12 ozs per acre when the Bermudagrass is dormant. Apply **Habitat** at 6 to 8 ozs per acre after the Bermudagrass has reached full green-up. Applications made during green-up will delay green-up. Include a surfactant in the spray solution (see **IMPORTANT** note above).

For additional preemergence control of annual grasses and small-seeded broadleaf weeds, add **Pendulum® Aquacap™ herbicide** at the rate of 3.1 to 6.3 pints per acre. Consult the **Pendulum Aquacap** label for weeds controlled and for other use directions and precautions.

For control of Johnsongrass in Bermudagrass turf, apply **Habitat** at 8 ozs per acre, plus **Roundup® herbicide** at 12 ozs per acre, plus surfactant. For additional control of broadleaves and vines, **Garlon® 3A** may be added to the above mix at the rate of 1 to 2 pints per acre. Observe all precautions and restrictions on the **Garlon 3A** and **Roundup** labels.

Bahiagrass. Apply **Habitat** at 4 to 8 ozs per acre when the Bahiagrass is dormant or after the grass has initiated green-up but has not exceeded 25% green-up. Include a surfactant in the spray solution. (see **ADJUVANTS** section for specific recommendations on surfactants).

Weeds Controlled in Unimproved Bermudagrass and Bahiagrass:

- Bedstraw (*Galium* spp.)
- Bishopweed (*Ptilimnium capillaceum*)
- Buttercup (*Ranunculus parviflorus*)
- Carolina geranium (*Geranium carolinianum*)
- Fescue (*Festuca* spp.)
- Foxtail (*Setaria* spp.)
- Little barley (*Hordeum pusillum*)
- Seedling Johnsongrass (*Sorghum halepense*)
- Wild carrot (*Daucus carota*)
- White clover (*Trifolium repens*)
- Yellow woodsorrel (*Oxalis stricta*)

GRASS GROWTH AND SEED-HEAD SUPPRESSION

Habitat may be used to suppress growth and seed-head development of certain turfgrass in unimproved areas. When **Habitat** is applied to desirable turf, it may result in temporary turf damage and/or discoloration. Effects to the desirable turf may vary with environmental conditions. For optimum performance, application should be made prior to culm elongation. Applications may be made before or after mowing. If applied prior to mowing, allow at least 3 days of active growth before mowing. If applied following a mowing, allow sufficient time for the grasses to recover before applying this product or injury may be amplified.

DO NOT APPLY to turf under stress (drought, cold, insect damaged, etc.) or severe injury or death may occur.

Bermudagrass. Apply **Habitat** at 6 to 8 ozs per acre from early green-up to prior to seed-head initiation. **DO NOT** add a surfactant for this application.

Cool Season Unimproved Turf. Apply **Habitat** at 2 ozs per acre plus 0.25% nonionic surfactant. For increased suppression, **Habitat** may be tank mixed with such products as **Campaign®** (24 ozs per acre) or **Embark®** (8 ozs per acre). Tank mixes may increase injury to desired turf. Consult each product label for recommended turf species and other use directions and precautions. Tank mixes with 2,4-D or products containing 2,4-D may decrease the effectiveness of **Habitat**.

TOTAL VEGETATION CONTROL WHERE BARE GROUND IS DESIRED

Habitat is an effective herbicide for preemergence or postemergence control of many annual and perennial broadleaf and grass weeds where bare ground is desired. **Habitat** is particularly effective on hard-to-control perennial grasses. **Habitat** at 1.5 to 6 pints per acre can be used alone or in tank mix with herbicides approved for use in bare ground. The degree and duration of control are dependent on the rate of **Habitat** used, tank mix partner, the volume of carrier, soil texture, rainfall, and other conditions.

Consult manufacturer labels for specific rates and weeds controlled. Always follow the more restrictive label restrictions and precautions for all products used when making an application involving tank mixes.

Applications of **Habitat** may be made any time of the year. Use equipment calibrated to deliver desired gallons per acre spray volume and uniformly distribute the spray pattern over the treated area.

Postemergence Applications. Always use a spray adjuvant (see **ADJUVANTS** section of this label) when making a postemergence application. For optimum performance on tough-to-control annual grasses, applications should be made at a total volume of 100 gallons per acre or less. For quicker burndown or brown-out of target weeds, **Habitat** may be tank mixed with **Roundup**. Tank mixes with 2,4-D, or products containing 2,4-D, may reduce the performance of **Habitat**. Always follow the more restrictive label restrictions and precautions for all products used when tank mixing.

Spot Treatments. **Habitat** may be used as a follow-up treatment to control escapes or weed encroachment in a bareground situation. To prepare the spray solution, thoroughly mix in each gallon of water 0.5% to 5% **Habitat** plus an adjuvant. For increased burndown, include **Roundup** as a tank mixture. For added residual weed control, or to increase the weed spectrum, add **Pendulum Aquacap, Overdrive® herbicide** or diuron. Always follow the more restrictive label restrictions and precautions for all products used when tank mixing.

FOR CONTROL OF UNDESIRABLE WEEDS UNDER PAVED SURFACES

Habitat® herbicide can be used under asphalt, pond liners and other paved areas, **ONLY** in industrial sites or where the pavement has a suitable barrier along the perimeter that prevents encroachment of roots of desirable plants.

Use **Habitat** only where the area to be treated has been prepared according to good construction practices. If rhizomes, stolons, tubers or other vegetative plant parts are present in the site, remove them by scalping with a grader blade to a depth sufficient to ensure their complete removal.

IMPORTANT: Follow **Habitat** applications with paving as soon as possible. **DO NOT** apply where the chemical may contact the roots of desirable trees or other plants.

This product is not recommended for use under pavement on residential properties, such as driveways or parking lots, or for use in recreational areas, such as under bike or jogging paths, golf cart paths, or tennis courts, or where landscape plantings could be anticipated.

Injury or death of desirable plants may result if this product is applied where roots are present or where roots may extend into the treated area. Roots of trees and shrubs may extend a considerable distance beyond the branch extremities (drip line).

Apply to the soil surface only when final grade is established. **DO NOT** move soil following **Habitat** application.

Apply **Habitat** in sufficient water (at least 100 gals per acre) to ensure thorough and uniform wetting of the soil surface, including the shoulder areas. Add **Habitat** at a rate of 6 pints per acre (2.2 fluid ounces per 1000 square feet) to clean water in the spray tank during the filling operation. Agitate before spraying.

If the soil is not moist prior to treatment, incorporation of **Habitat** is needed for herbicide activation. Incorporate **Habitat** into the soil to a depth of 4 to 6 inches using a rototiller or disc. Rainfall or irrigation of 1 inch will also provide uniform incorporation. **DO NOT** allow treated soil to wash or move into untreated areas.

Spot Treatments and Crack and Crevice Treatments

Use **Habitat** as an initial or follow-up treatment to control weed escapes or weed encroachment in a bare-ground situation, including cracks and crevices in paved surfaces such as roadways, runways, and parking areas.

FOR SPOT TREATMENT WEED CONTROL IN GRASS PASTURE AND RANGELAND

For the control of undesirable vegetation in grass pasture and rangeland, **Habitat** may be applied as a spot treatment at a rate of 2 to 48 fluid ounces of product per treated acre using any of the described ground application methods. Spot applications to grass pasture and rangeland may not exceed more than 1/10 of the area to be grazed or cut for hay. See appropriate sections of this label for specific use directions for the application method and vegetation control

desired. **DO NOT** apply more than 48 fluid ounces per acre per year.

Grazing and Haying Restrictions

- There are no grazing restrictions following **Habitat** application.
- **DO NOT** cut forage grass for hay for 7 days after **Habitat** application.

Instructions for Rangeland Use

Habitat may be applied to rangeland for the control of undesirable vegetation to achieve one or more of the following vegetation management objectives:

- Control of undesirable (nonnative, invasive and noxious) plant species
- Control of undesirable vegetation to aid in the establishment of desirable rangeland plant species
- Control of undesirable vegetation to aid in the establishment of desirable rangeland vegetation following a fire
- Control of undesirable vegetation to reduce wildfire fuel
- Release of existing desirable rangeland plant communities from the competitive pressure of undesirable plant species
- Control of undesirable vegetation for wildlife **Habitat** improvement

To ensure the protection of threatened and endangered plants when applying **Habitat** to rangeland:

- Federal agencies must follow NEPA regulations to ensure protection of threatened and endangered plants.
- State agencies must work with the Fish and Wildlife Service or the Service's designated state conservation agency to ensure protection of threatened and endangered plants.
- Other organizations or individuals must operate under a **Habitat** Conservation Plan if threatened or endangered plants are known to be present on the land to be treated.

See the appropriate section(s) of this label for specific use directions for the desired rangeland vegetation management objective.

Habitat should only be applied to a given rangeland acre as specific weed problems arise. Long-term control of undesirable weed species ultimately depends on the successful use of land management practices that promote the growth and sustainability of desirable rangeland plant species.

Rotational Crop Instructions

Rotational crops may be planted 12 months after applying **Habitat** at the specified pasture and rangeland rate. Following 12 months after a **Habitat** application and before planting any crop, a successful field bioassay must be completed. The field bioassay consists of a test strip of the intended rotational crop planted in the previously treated area in the grass pasture/rangeland and grown to maturity. The test strip should include low areas and knolls and include variations in soil type and pH within the treated area. If no crop injury is evident in the test strip, the intended rotational crop may be planted the following year.

Use of **Habitat** in accordance with label directions is expected to result in normal growth of rotational crops in most situations; however, various environmental and agronomic

factors make it impossible to eliminate all risks associated with the use of this product and, therefore, rotational crop injury is always possible.

AQUATIC WEED CONTROL

Habitat® herbicide may be applied for the control of floating and emergent undesirable vegetation (see the **Aquatic Weeds Controlled** and the **Terrestrial Weeds Controlled by Habitat® herbicide** section) in or near bodies of water that may be flowing, nonflowing, or transient. **Habitat** may be applied to aquatic sites that include lakes, rivers, streams, ponds, seeps, drainage ditches, canals, reservoirs, swamps, bogs, marshes, estuaries, bays, brackish water, transitional areas between terrestrial and aquatic sites, riparian sites, and seasonal wet areas. See **GENERAL USE PRECAUTIONS AND RESTRICTIONS** section of this label for precautions, restrictions, and instructions on aquatic uses.

Read and observe the following directions if aquatic sites are present in noncrop areas and are part of the intended treatment area:

Habitat must be applied to the emergent foliage of the target vegetation and has little-to-no activity on submerged aquatic vegetation. **Habitat** concentrations resulting from direct application to water are not expected to be of sufficient concentration nor duration to provide control of target vegetation. Application should be made in such a way as to maximize spray interception by the target vegetation while minimizing the amount of overspray that enters the water.

Habitat does not control plants that are completely submerged or have a majority of their foliage under water.

Habitat should be applied with surface or helicopter application equipment in a minimum of 2 gallons of water per acre. When applying by helicopter, follow directions under the **AERIAL APPLICATIONS** section of this label; otherwise, refer to the section on **GROUND APPLICATIONS** when using surface equipment.

Applications made to moving bodies of water should be made while traveling upstream to prevent concentration of this herbicide in water. **DO NOT** apply to bodies of water or portions of bodies of water where emergent and/or floating weeds do not exist.

When application is to be made to target vegetation that covers a large percentage of the surface area of impounded water, treating the area in strips may avoid oxygen depletion due to decaying vegetation. Oxygen depletion may result in the suffocation of some sensitive aquatic organisms. If oxygen depletion is a concern, treat no more than 1/2 of the surface area of the water in a single operation and wait at least 10 to 14 days between treatments. Begin treatment along the shore and proceed outward in bands to allow aquatic organisms to move into untreated areas.

Avoid washoff of sprayed foliage by spray boat or recreational boat backwash for 1 hour after application.

Apply **Habitat** at 2 to 6 pints per acre depending on species present and weed density. **DO NOT** exceed the maximum

label rate of 6 pints per acre (1.5 lbs ae/A) per year. Use the higher labeled rates for heavy weed pressure. Consult the **Aquatic Weeds Controlled** section and the **Terrestrial Weeds Controlled by Habitat® herbicide** section of this label for specific rates.

Habitat may be applied as a draw-down treatment in areas described above. Apply **Habitat** to weeds after water has been drained and allow 14 days before reintroduction of water.

WEEDS CONTROLLED

Aquatic Weeds Controlled

Habitat® herbicide will control the following target species as specified in the **BASF Recommendation** part of the table. Rate recommendations are expressed in terms of product volume for broadcast applications and as a % solution for direct-
 ed applications including spot treatments. **For % solution applications, DO NOT apply more than the equivalent of 6 pints of Habitat per acre.**

Common Name	Scientific Name	BASF Recommendation
Floating		
*Floating heart	<i>Nymphodes</i> spp.	2 to 4 pints/A (0.5 to 1.0% solution) applied in 100 GPA water mix. Ensure 100% coverage of actively growing emergent foliage.
*Frogbit	<i>Limnobium spongia</i>	1 to 2 pints/A (0.5% solution) applied in 100 GPA water mix. Ensure 100% coverage of actively growing emergent foliage.
*Spatterdock	<i>Nuphar luteum</i>	Apply a tank mix of 2 to 4 pints/A Habitat + 4 to 6 pints/A glyphosate (0.5% Habitat + 1.5% glyphosate) in 100 GPA water for best control. Ensure 100% coverage of actively growing emergent foliage.
*Water hyacinth	<i>Eichhornia crassipes</i>	1 to 2 pints/A (0.5% solution) applied in 100 GPA water to actively growing foliage.
*Water lettuce	<i>Pistia stratiotes</i>	1 to 2 pints/A (0.5% solution) applied in 100 GPA water mix. Ensure 100% coverage of actively growing emergent foliage.
Emerged		
*Alligatorweed	<i>Alternanthera philoxeroides</i>	1 to 4 pints/A (0.5% solution) applied in 100 GPA water mix. Ensure 100% coverage of actively growing emergent foliage.
*Arrowhead, duck-potato	<i>Sagittaria</i> spp.	1 to 2 pints/A (0.5% solution) applied in 100 GPA water mix. Ensure 100% coverage of actively growing emergent foliage.
*Bacopa, lemon	<i>Bacopa</i> spp.	1 to 2 pints/A (0.5% solution) applied in 100 GPA water mix. Ensure 100% coverage of actively growing emergent foliage.
*Parrot feather	<i>Myriophyllum aquaticum</i>	Must be foliage above water for sufficient Habitat uptake. Apply 2 to 4 pints/A to actively growing emergent foliage.
*Pennywort	<i>Hydrocotyle</i> spp.	1 to 2 pints/A (0.5% solution) applied in 100 GPA water mix. Ensure 100% coverage of actively growing emergent foliage.
*Pickerelweed	<i>Pontederia cordata</i>	2 to 3 pints/A (1% solution) applied in 100 GPA water mix. Ensure 100% coverage of actively growing emergent foliage.
*Taro, wild Dasheen Elephant's ear Coco yam	<i>Colocasia esculentum</i>	4 to 6 pints/A (1.5% solution) applied in 100 GPA with a high quality "sticker" adjuvant. Ensure good coverage of actively growing emergent foliage.
*Water chestnut	<i>Trappa natans</i>	
*Water lily	<i>Nymphaea odorata</i>	2 to 3 pints/A (1% solution) applied in 100 GPA water mix. Ensure 100% coverage of actively growing emergent foliage.
*Water primrose	<i>Ludwigia uruguayensis</i>	4 to 6 pints/A (1.5% solution). Ensure 100% coverage of actively growing emergent foliage. Tank mix with glyphosate is NOT recommended and may reduce water primrose control.

*Use not permitted in California unless otherwise directed by supplemental labeling.

Aquatic Weeds Controlled (continued)

Common Name	Scientific Name	BASF Recommendation
Terrestrial/Marginal		
*Soda apple, Aquatic nightshade	<i>Solanum tampicense</i>	2 pints/A applied to foliage
*Bamboo, Japanese	<i>Phyllostachys</i> spp.	3 to 4 pints/A applied to the foliage when plant is actively growing; before setting seed head. More foliage will result in greater herbicide uptake, resulting in greater root kill.
Beach, vitex	<i>Vitex rotundifolia</i>	5% solution + 1% MSO foliar spray. 17% solution stem injection (hack and squirt)
Brazilian pepper Christmasberry	<i>Schinus terebinthifolius</i>	2 to 4 pints/A applied to foliage
Cattail	<i>Typha</i> spp.	2 to 4 pints/A (1% solution) applied to actively growing green foliage after full leaf elongation. Lower rates will control cattail in the North; higher rates are needed in the South.
Chinese tallow tree	<i>Sapium sebiferum</i>	16 to 24 ozs/A applied to foliage
Cogon grass	<i>Imperata cylindrica</i>	Burn foliage, till area; then fall-spray 2 quarts/A Habitat [®] herbicide + MSO applied to new growth.
Cordgrass, prairie	<i>Spartina</i> spp.	4 to 6 pints/A applied to actively growing foliage
*Cutgrass	<i>Zizaniopsis miliacea</i>	4 to 6 pints/A applied to actively growing foliage
*Elephant grass Napier grass	<i>Pennisetum purpureum</i>	3 pints/A applied to actively growing foliage
*Flowering rush	<i>Butumu typla</i>	2 to 3 pints/A applied to actively growing foliage
Giant reed Wild cane	<i>Arundo donax</i>	4 to 6 pints/A applied in spring to actively growing foliage
*Golden bamboo	<i>Phyllostachys aurea</i>	3 to 4 pints/A applied to foliage when plant is actively growing; before setting seed head. More foliage will result in greater herbicide uptake, resulting in greater root kill.
Junglerice	<i>Echinochloa colonum</i>	3 to 4 pints/A applied to actively growing foliage
Knapweeds	<i>Centaurea species</i>	Russian knapweed: 2 to 3 pints + 1 quart/A MSO fall-applied after senescence begins
Knotweed, Japanese (see Fallopia japonica)	<i>Polygonum cuspidatum</i>	3 to 4 pints/A applied postemergence to actively growing foliage
Melaleuca Paperbark tree	<i>Melaleuca quinquenervia</i>	For established stands, apply 6 pints/A Habitat + 6 pints/A glyphosate + spray adjuvant. For best results, use 4 quarts/A methylated seed oil as an adjuvant. For ground foliar application, uniformly apply to ensure 100% coverage. For broadcast foliar control, apply aerially in a minimum of 2 passes at 10 gallons/A applied cross treatment. For spot treatment, use a 25% Habitat + 25% solution of glyphosate + 1.25% MSO in water applied as a frill or stump treatment.
*Nutgrass Kili'p'opu	<i>Cyperus rotundus</i>	2 pints Habitat + 1 quart/A MSO applied early postemergence
*Nutsedge	<i>Cyperus</i> spp.	2 to 3 pints postemergence to foliage or preemergence incorporated, nonincorporated, preemergence applications will not control.

*Use not permitted in California unless otherwise directed by supplemental labeling.

Aquatic Weeds Controlled (continued)

Common Name	Scientific Name	BASF Recommendation
Terrestrial/Marginal (continued)		
Phragmites Common reed	<i>Phragmites australis</i>	4 to 6 pints/A applied to actively growing green foliage after full leaf elongation. Ensure 100% coverage. If stand has a substantial amount of old stem tissue, mow or burn, allow to regrow to approximately 5 feet tall before treatment. Lower rates will control phragmites in the North; higher rates are needed in the South.
*Poison hemlock	<i>Conium maculatum</i>	2 pints Habitat® herbicide + 1 quart/A MSO applied pre-emergence to early postemergence to rosette prior to flowering
Purple loosestrife	<i>Lythrum salicaria</i>	1 pint/A applied to actively growing foliage
Reed canarygrass	<i>Phalaris arundinacea</i>	3 to 4 pints/A applied to actively growing foliage
Rose, swamp	<i>Rosa palustris</i>	2 to 3 pints/A applied to actively growing foliage
Russian olive	<i>Elaeagnus angustifolia</i>	2 to 4 pints/A or a 1% solution applied to foliage
Saltcedar Tamarisk	<i>Tamarix</i> spp.	Aerial apply 2 quarts Habitat + 0.25% v/v NIS applied to actively growing foliage during flowering. For spot spraying, use 1% solution of Habitat + 0.25% v/v NIS and spray to wet foliage. After application; wait at least 2 years before disturbing treated saltcedar. Earlier disturbance can reduce overall control.
Smartweed	<i>Polygonum</i> spp.	2 pints/A applied early postemergence
Sumac	<i>Rhus</i> spp.	2 to 3 pints/A applied to foliage
Swamp morningglory Water spinach Kangkong	<i>Ipomoea aquatica</i>	1 to 2 pints/A Habitat + 1 quart/A MSO applied early post-emergence
Torpedo grass	<i>Panicum repens</i>	4 pints/A (1 to 1.5% solution); ensure good coverage to actively growing foliage.
*White top Hoary cress	<i>Cardaria draba</i>	1 to 2 pints/A applied in spring to foliage during flowering
Willow	<i>Salix</i> spp.	2 to 3 pints/A Habitat applied to actively growing foliage. Ensure good coverage.

*Use not permitted in California unless otherwise directed by supplemental labeling.

Terrestrial Weeds Controlled by Habitat® herbicide

In terrestrial sites, **Habitat** will provide preemergence or postemergence control with residual control of the following target vegetation species at the rates listed. Residual control refers to control of newly germinating seedlings in both annuals and perennials. In general, annual weeds may be controlled by preemergence or postemergence applications of **Habitat**. **For established biennials and perennials, postemergence applications of Habitat are recommended.**

The rates shown below pertain to broadcast applications and indicate the relative sensitivity of these weeds. The relative sensitivity should be referenced when preparing low-volume spray solutions (see **Low-volume Foliar Application** sections of **GROUND APPLICATIONS**); low-volume applications may provide control of the target species with less **Habitat** per acre than is shown for the broadcast treatments. Use **Habitat** only in accordance with the recommendations on this label and the leaflet label.

The relative sensitivity of the species listed following can also be used to determine the relative risk of causing nontarget plant injury if any of the species listed following are considered to be desirable within the area to be treated.

Resistant Biotypes. Naturally occurring biotypes (a plant within a given species that has a slightly different but distinct genetic makeup from other plants of the same species) of some weeds listed on this label may not be effectively controlled. If naturally occurring, resistant biotypes are present in an area, **Habitat** should be tank mixed or applied sequentially with an appropriate registered herbicide having a different mode of action to ensure control.

GRASS WEEDS (continued)

COMMON NAME	SPECIES	GROWTH HABIT ²
-------------	---------	---------------------------

Apply 3 to 4 pints per acre¹ (continued)

Vaseygrass	(<i>Paspalum urvillei</i>)	P
Wild oats	(<i>Avena fatua</i>)	A
Witchgrass	(<i>Panicum capillare</i>)	A

***Use not permitted in California unless otherwise directed by supplemental labeling.**

Apply 3 to 4 pints per acre¹

Barnyardgrass	(<i>Echinochloa crus-gali</i>)	A
Beardgrass	(<i>Andropogon</i> spp.)	P
Bluegrass, annual	(<i>Poa annua</i>)	A
*Bulrush	(<i>Scirpus validus</i>)	P
Cheat	(<i>Bromus secalinus</i>)	A
Crabgrass	(<i>Digitaria</i> spp.)	A
Crowfootgrass	(<i>Dactyloctenium aegyptium</i>)	A
Fall panicum	(<i>Panicum dichotomiflorum</i>)	A
Goosegrass	(<i>Eleusine indica</i>)	A
Itchgrass	(<i>Rottboellia exaltata</i>)	A
Lovegrass	(<i>Eragrostis</i> spp.)	A
*Maidencane	(<i>Panicum hemitomon</i>)	A
Panicum, browntop	(<i>Panicum fasciculatum</i>)	A
Panicum, Texas	(<i>Panicum texanum</i>)	A
Prairie threeawn	(<i>Aristida oligantha</i>)	P
Sandbur, field	(<i>Cenchrus incertus</i>)	A
Signalgrass	(<i>Brachiaria platyphylla</i>)	A
Wild barley	(<i>Hordeum</i> spp.)	A
Wooly cupgrass	(<i>Eriochloa villosa</i>)	A

***Use not permitted in California unless otherwise directed by supplemental labeling.**

GRASS WEEDS

COMMON NAME	SPECIES	GROWTH HABIT ²
-------------	---------	---------------------------

Apply 2 to 3 pints per acre¹

Annual bluegrass	(<i>Poa annua</i>)	A
Broadleaf signalgrass	(<i>Brachiaria platyphylla</i>)	A
Canada bluegrass	(<i>Poa compressa</i>)	P
Downy brome	(<i>Bromus tectorum</i>)	A
Fescue	(<i>Festuca</i> spp.)	A/P
Foxtail	(<i>Setaria</i> spp.)	A
Italian ryegrass	(<i>Lolium multiflorum</i>)	A
Johnsongrass	(<i>Sorghum halepense</i>)	P
Kentucky bluegrass	(<i>Poa pratensis</i>)	P
Lovegrass	(<i>Eragrostis</i> spp.)	A/P
*Napier grass	(<i>Pennisetum purpureum</i>)	P
Orchardgrass	(<i>Dactylis glomerata</i>)	P
Paragrass	(<i>Brachiaria mutica</i>)	P
Quackgrass	(<i>Agropyron repens</i>)	P
Sandbur	(<i>Cenchrus</i> spp.)	A
Sand dropseed	(<i>Sporobolus cryptandrus</i>)	P
Smooth brome	(<i>Bromus inermis</i>)	P

Apply 4 to 6 pints per acre¹

Bahiagrass	(<i>Paspalum notatum</i>)	P
Bermudagrass ³	(<i>Cynodon dactylon</i>)	P
Big bluestem	(<i>Andropogon gerardii</i>)	P
Dallisgrass	(<i>Paspalum dilatatum</i>)	P
Feathertop	(<i>Pennisetum villosum</i>)	P
Guineagrass	(<i>Panicum maximum</i>)	P
Saltgrass ³	(<i>Distichlis stricta</i>)	P
Sand dropseed	(<i>Sporobolus cryptandrus</i>)	P
Sprangletop	(<i>Leptochloa</i> spp.)	A
Timothy	(<i>Phleum pratense</i>)	P
Wirestem muhly	(<i>Muhlenbergia frondosa</i>)	P

BROADLEAF WEEDS

COMMON NAME	SPECIES	GROWTH HABIT ²
Apply 2 to 3 pints per acre¹		
Burdock	(<i>Arctium</i> spp.)	B
Carpetweed	(<i>Mollugo verticillata</i>)	A
Carolina geranium	(<i>Geranium carolinianum</i>)	A
Clover	(<i>Trifolium</i> spp.)	A/P
Common chickweed	(<i>Stellaria media</i>)	A
Common ragweed	(<i>Ambrosia artemisiifolia</i>)	A
Dandelion	(<i>Taraxacum officinale</i>)	P
Dogfennel	(<i>Eupatorium capillifolium</i>)	A
Filaree	(<i>Erodium</i> spp.)	A
Fleabane	(<i>Erigeron</i> spp.)	A
Hoary vervain	(<i>Verbena stricta</i>)	P
Indian mustard	(<i>Brassica juncea</i>)	A
Kochia	(<i>Kochia scoparia</i>)	A
Lambsquarters	(<i>Chenopodium album</i>)	A
*Lespedeza	(<i>Lespedeza</i> spp.)	P
Miner's lettuce	(<i>Montia perfoliata</i>)	A
Mullein	(<i>Verbascum</i> spp.)	B
Nettleleaf goosefoot	(<i>Chenopodium murale</i>)	A
Oxeye daisy	(<i>Chrysanthemum leucanthemum</i>)	P
Pepperweed	(<i>Lepidium</i> spp.)	A
Pigweed	(<i>Amaranthus</i> spp.)	A
Puncturevine	(<i>Tribulus terrestris</i>)	A
Russian thistle	(<i>Salsola kail</i>)	A
Smartweed	(<i>Polygonum</i> spp.)	A/P
Sorrell	(<i>Rumex</i> spp.)	P
Sunflower	(<i>Helianthus</i> spp.)	A
Sweet clover	(<i>Melilotus</i> spp.)	A/B
Tansymustard	(<i>Descurainia pinnata</i>)	A
Western ragweed	(<i>Ambrosia psilostachya</i>)	P
Wild carrot	(<i>Daucus carota</i>)	B
Wild lettuce	(<i>Lactuca</i> spp.)	A/B
Wild parsnip	(<i>Pastinaca sativa</i>)	B
Wild turnip	(<i>Brassica campestris</i>)	B
Woollyleaf bursage	(<i>Franseria tomentosa</i>)	P
Yellow woodsorrel	(<i>Oxalis stricta</i>)	P

***Use not permitted in California unless otherwise directed by supplemental labeling.**

Apply 3 to 4 pints per acre¹

Broom snakeweed ⁴	(<i>Gutierrezia sarothrae</i>)	P
Bull thistle	(<i>Cirsium vulgare</i>)	B
Burclover	(<i>Medicago</i> spp.)	A
Chickweed, mouseear	(<i>Cerastium vulgatum</i>)	A
Clover, hop	(<i>Trifolium procumbens</i>)	A
Cocklebur	(<i>Xanthium strumarium</i>)	A
Cudweed	(<i>Gnaphalium</i> spp.)	A
Desert camelthorn	(<i>Alhagi pseudalhagi</i>)	P
Dock	(<i>Rumex</i> spp.)	P
Fiddleneck	(<i>Amsinckia intermedia</i>)	A
Goldenrod	(<i>Solidago</i> spp.)	P
Henbit	(<i>Lamium aplexicaule</i>)	A
Knotweed, prostrate	(<i>Polygonum aviculare</i>)	A/P

BROADLEAF WEEDS (continued)

COMMON NAME	SPECIES	GROWTH HABIT ²
Apply 3 to 4 pints per acre¹ (continued)		
Pokeweed	(<i>Phytolacca americana</i>)	P
Purslane	(<i>Portulaca</i> spp.)	A
Pusley, Florida	(<i>Richardia scabra</i>)	A
Rocket, London	(<i>Sisymbrium irio</i>)	A
Rush skeletonweed ⁴	(<i>Chondrilla juncea</i>)	B
Saltbush	(<i>Atriplex</i> spp.)	A
Shepherdspurse	(<i>Capsella bursa-pastoris</i>)	A
Spurge, annual	(<i>Euphorbia</i> spp.)	A
Stinging nettle ⁴	(<i>Urtica dioica</i>)	P
Velvetleaf	(<i>Abutilon theophrasti</i>)	A
Yellow starthistle	(<i>Centaurea solstitialis</i>)	A

Apply 4 to 6 pints per acre¹

Arrowwood	(<i>Pluchea sericea</i>)	A
Canada thistle	(<i>Cirsium arvense</i>)	P
Giant ragweed	(<i>Ambrosia trifida</i>)	A
Grey rabbitbrush	(<i>Chrysothamnus nauseosus</i>)	P
Little mallow	(<i>Malva parviflora</i>)	B
Milkweed	(<i>Asclepias</i> spp.)	P
Primrose	(<i>Oenothera kunthiana</i>)	P
Silverleaf nightshade	(<i>Solanum eleagnifolium</i>)	P
Sowthistle	(<i>Sonchus</i> spp.)	A
Texas thistle	(<i>Cirsium texanum</i>)	P

VINES AND BRAMBLES

COMMON NAME	SPECIES	GROWTH HABIT ²
Apply 1 pint per acre		
Field bindweed	(<i>Convolvulus arvensis</i>)	P
Hedge bindweed	(<i>Calystegia sepium</i>)	A
Apply 2 to 3 pints per acre¹		
Wild buckwheat	(<i>Polygonum convolvulus</i>)	P

Apply 3 to 4 pints per acre¹

Greenbriar	(<i>Smilax</i> spp.)	P
Honeysuckle	(<i>Lonicera</i> spp.)	P
Morningglory	(<i>Ipomoea</i> spp.)	A/P
Poison ivy	(<i>Rhus radicans</i>)	P
Redvine	(<i>Brunnichia cirrhosa</i>)	P
Wild rose	(<i>Rosa</i> spp.)	P
including:		
Multiflora rose	(<i>Rosa multiflora</i>)	P
Macartney rose	(<i>Rosa bracteata</i>)	P

Apply 4 to 6 pints per acre¹

*Kudzu ³	(<i>Pueraria lobata</i>)	P
Trumpet creeper	(<i>Campsis radicans</i>)	P
Virginia creeper	(<i>Parthenocissus quinquefolia</i>)	P
Wild grape	(<i>Vitis</i> spp.)	P

***Use not permitted in California unless otherwise directed by supplemental labeling.**

BRUSH SPECIES

Apply 4 to 6 pints per acre¹

Alder	(<i>Alnus</i> sp.)	P
American beech	(<i>Fagus grandifolia</i>)	P
Ash	(<i>Fraxinus</i> spp.)	P
Bald cypress	(<i>Taxodium distichum</i>)	P
Bigleaf maple	(<i>Acer macrophyllum</i>)	P
Black locust ⁵	(<i>Robinia pseudoacacia</i>)	P
Black gum	(<i>Nyssa sylvatica</i>)	P
Boxelder	(<i>Acer negundo</i>)	P
Cherry	(<i>Prunus</i> spp.)	P
Chinaberry	(<i>Melia azadarach</i>)	P
Dogwood	(<i>Cornus</i> spp.)	P
Elm ⁶	(<i>Ulmus</i> spp.)	P
Hawthorn	(<i>Crataegus</i> spp.)	P
Hickory	(<i>Carya</i> spp.)	P
Honeylocust ⁵	(<i>Gleditsia triacanthos</i>)	P
Maple	(<i>Acer</i> spp.)	P
Mulberry	(<i>Morus</i> spp.)	P
Oak	(<i>Quercus</i> spp.)	P
Persimmon	(<i>Diospyros virginiana</i>)	P
*Pine ⁵	(<i>Pinus</i> spp.)	P
Poplar	(<i>Populus</i> spp.)	P
Privet	(<i>Ligustrum vulgare</i>)	P
Red alder	(<i>Alnus rubra</i>)	P
Red maple	(<i>Acer rubrum</i>)	P
Russian olive	(<i>Eleagnus angustifolia</i>)	P
Sassafras	(<i>Sassafras albidum</i>)	P
Sourwood	(<i>Oxydendrum arboreum</i>)	P
Sweetgum	(<i>Liquidambar styraciflua</i>)	P
*Water willow	(<i>Justica americana</i>)	P
Willow	(<i>Salix</i> spp.)	P
Yellow poplar	(<i>Liriodendron tulipifera</i>)	P

¹Use the higher rates where heavy or well-established infestations occur.

²Growth Habit: A = Annual, B = Biennial, P = Perennial

³Use a minimum of 75 GPA. Control of established stands may require repeat applications.

⁴For best results, early postemergence applications are required.

⁵Tank mix with glyphosate or triclopyr.

⁶Tank mix with with glyphosate.

***Use not permitted in California unless otherwise directed by supplemental labeling.**

Conditions of Sale and Warranty

The **Directions For Use** of this product reflect the opinion of experts based on field use and tests. The directions are believed to be reliable and must be followed carefully. However, it is impossible to eliminate all risks inherently associated with the use of this product. Crop injury, ineffectiveness or other unintended consequences may result because of such factors as weather conditions, presence of other materials, or use of the product in a manner inconsistent with its labeling, all of which are beyond the control of BASF CORPORATION ("BASF") or the Seller. To the extent consistent with applicable law, all such risks shall be assumed by the Buyer.

BASF warrants that this product conforms to the chemical description on the label and is reasonably fit for the purposes referred to in the **Directions For Use**, subject to the inherent risks, referred to above.

To the extent consistent with applicable law, BASF makes no other express or implied warranty of fitness or merchantability or any other express or implied warranty.

To the extent consistent with applicable law, Buyer's exclusive remedy and BASF's exclusive liability, whether in contract, tort, negligence, strict liability, or otherwise, shall be limited to repayment of the purchase price of the product.

To the extent consistent with applicable law, BASF and the Seller disclaim any liability for consequential, special or indirect damages resulting from the use or handling of this product.

BASF and the Seller offer this product, and the Buyer and User accept it, subject to the foregoing **Conditions of Sale and Warranty** which may be varied only by agreement in writing signed by a duly authorized representative of BASF.

0408

Habitat, Overdrive, and Pendulum are registered trademarks of BASF.

AquaCap is a trademark of BASF.

Accord and Garlon are registered trademarks of Dow AgroSciences LLC.

Campaign and Roundup are registered trademarks of Monsanto Technology LLC.

Embark is a registered trademark of PBI/Gordon Corporation.

Escort and Krenite are registered trademarks of E.I. duPont de Nemours and Company.

Microfoil is a trademark of Rhone Poulenc Ag Company.

Thru-Valve is a trademark of Waldrum Specialties.

© 2008 BASF Corporation
All rights reserved.

000241.00426.20071126c. **NVA 2007-04-246-0143**
Based on: NVA 2006-04-104-0244
Supersedes: NVA 2005-04-246-0027

BASF Corporation
26 Davis Drive
Research Triangle Park, NC 27709



The Chemical Company