

241-419

9/23/2008

1/3



UNITED STATES ENVIRONMENTAL PROTECTION AGENCY
WASHINGTON, D.C. 20460

OFFICE OF
PREVENTION, PESTICIDES AND
TOXIC SUBSTANCES

Mr. Jeffrey H. Birk, Ph.D.
BASF Corporation
Agricultural Products
26 Davis Drive
Research Triangle Park, NC 27709

SEP 23 2008

Subject: Label Notification(s) for Pesticide Registration Notice 2007-4

Dear Dr Birk:

The Agency is in receipt of your Application(s) for Pesticide Notification under Pesticide Registration Notice (PRN) 2007-4 dated August 25, 08 for:

EPA Registration 241-419 Stature DM Fungicide

The Registration Division (RD) has conducted a review of this request for applicability under PRN 2007-4 and finds that the label change(s) requested falls within the scope of PRN-2007-4. The label has been date-stamped "Notification" and will be placed in our records.

Please be reminded that 40 CFR Part 156.140(a)(4) requires that a batch code, lot number, or other code identifying the batch of the pesticide distributed and sold be placed on nonrefillable containers. The code may appear either on the label (and can be added by non-notification/PR Notice 98-10) or durably marked on the container itself.


If you have any questions, please contact me directly at 703-305-6249 or Banza Djapao of my staff at 703-305-7269.

Sincerely,

Linda Arrington
Notifications & Minor Formulations Team Leader
Registration Division (7505P)
Office of Pesticide Programs

Please read instructions on reverse before completing form.

Form Approved, OMB No. 2070-0080, Approval expires 2-28-95

 EPA United States Environmental Protection Agency Washington, DC 20460	<input type="checkbox"/> Registration <input type="checkbox"/> Amendment <input checked="" type="checkbox"/> Other	OPP Identifier Number _____
--	---	-----------------------------

Application for Pesticide - Section I

1. Company/Product Number 241-419	2. EPA Product Manager Mary Waller	3. Proposed Classification <input type="checkbox"/> None <input type="checkbox"/> Restricted
4. Company/Product (Name) Stature DM fungicide	PM# 21	
5. Name and Address of Applicant (Include ZIP Code) BASF 26 Davis Drive Research Triangle Park, NC 27709 <input type="checkbox"/> Check if this is a new address.	6. Expedited Review. In accordance with FIFRA Section 3(c)(3) (b)(i), my product is similar or identical in composition and labeling to: EPA Reg. No. _____ Product Name <u>SLF 4 S 2000</u>	

NOTIFICATION
 NOTIFICATION
 SEP 23 2008
 SEP 23 2008

Section - II

<input type="checkbox"/> Amendment - Explain below.	<input checked="" type="checkbox"/> Final printed labels in response to Agency letter dated _____
<input type="checkbox"/> Resubmission in response to Agency letter dated _____	<input type="checkbox"/> "Me Too" Application.
<input checked="" type="checkbox"/> Notification - Explain below.	<input type="checkbox"/> Other - Explain below.


Explanation: Use additional page(s) if necessary. (For section I and Section II.)

Notification- final print label and updated container disposal statements as per PRN 2007-04 for Stature DM fungicide (241-419). This notification is consistent with the guidance in PR Notice 2007-4 and the requirements of EPA's regulations at 40 CFR 156.10, 156.140, 156.144, 156.146, and 156.156. No other changes have been made to the labeling or the confidential statement of formula of this product. I understand that it is a violation of 18 U.S.C. Sec. 1001 to willfully make any false statement to EPA. I further understand that if the amended label is not consistent with the requirements of 40 CFR 156.10, 156.140, 156.144, 156.146, and 156.156, this product may be in violation of FIFRA and I may be subject to enforcement action and penalties under sections 12 and 14 of FIFRA. This notification is not subject to a fee under PRIA. Contact Jeff Birk at 919-547-2622 (phone), 919-547-2850 (fax) or by Email at birkj@basf.com

Section - III

1. Material This Product Will Be Packaged In:			
Child-Resistant Packaging <input type="checkbox"/> Yes <input checked="" type="checkbox"/> No	Unit Packaging <input type="checkbox"/> Yes <input checked="" type="checkbox"/> No If "Yes" Unit Packaging wgt. _____ No. per container _____	Water Soluble Packaging <input type="checkbox"/> Yes <input checked="" type="checkbox"/> No If "Yes" Package wgt _____ No. per container _____	2. Type of Container <input checked="" type="checkbox"/> Metal <input type="checkbox"/> Plastic <input type="checkbox"/> Glass <input type="checkbox"/> Paper <input type="checkbox"/> Other (Specify) _____
* Certification must be submitted			
3. Location of Net Contents Information <input checked="" type="checkbox"/> Label <input type="checkbox"/> Container	4. Size(s) Retail Container 1 and 55 pounds	5. Location of Label Directions <input type="checkbox"/> on label accompanying product	
6. Manner in Which Label is Affixed to Product <input checked="" type="checkbox"/> Lithograph Paper glued Stenciled <input type="checkbox"/> Other _____			

Section - IV

1. Contact Point (Complete items directly below for identification of individual to be contacted, if necessary, to process this application.)		
Name Jeffrey H. Birk	Title Regulatory Manager	Telephone No. (Include Area Code) 919-547-2622
Certification I certify that the statements I have made on this form and all attachments thereto are true, accurate and complete. I acknowledge that any knowingly false or misleading statement may be punishable by fine or imprisonment or both under applicable law.		6. Date Application Received (Stamped)
2. Signature 	3. Title Regulatory Manager	
4. Typed Name Jeffrey H. Birk	5. Date August 25, 2008	



The Chemical Company

3/3

August 25, 2008

U.S. Environmental Protection Agency
Office of Pesticide Programs (7505P)
Document Processing Desk 7504P (NOTIF)
Room S-4900
One Potomac Yard
2777 S. Crystal Drive
Arlington, VA 22202
Attention: Ms. Mary Waller, (PM 21)

**RE: Notification:
Container Disposal Statement as per PR Notice 2007-04
Stature® DM fungicide; EPA Reg. No. 241-419**

Dear Ms. Waller:

BASF is hereby submitting a notification for Stature DM fungicide (EPA Reg. No. 241-419) in compliance with PR Notice 2007-04.

Enclosed please find:

- Application form 8570-1
- CD containing electronic copy of the label
- Certification with Respect to Label Integrity
- Stature DM fungicide label.
- Current Stature DM fungicide label

No PRIA fee is required for this notification.

Thank you for your assistance with this matter. If you should have any questions, please feel free to call me at (919) 547-2622.

Regards,

Jeffrey H. Birk, Ph.D.
Regulatory Manager
Phone 919-547-2622
Fax: 919-547-2850
Email: jeffrey.birk@basf.com

® Registered Trademark of BASF


Certification with Respect to Label Integrity

version: 9/11/02

I certify that the information (including, but not limited to, text, tables, and graphics) contained in the electronic file identified below by file name and submitted with this certification is the same information as that on the paper copies of these documents included with this submission.

PROPOSED LABEL		
EPA Registration #	Date Submitted to EPA	Electronic file name
241-419	8-25-08	000241-00419.20080825.NVA 2008-04-197-0258

I certify that the statements that I have made on this form are true, accurate, and complete. I acknowledge that any knowingly false or misleading statements may be punishable by fine or imprisonment or both under applicable law.



 Signature

08/25/2008


 Date

Jeffrey H. Birk

 Name (typed)

Regulatory Manager

 Title



Stature[®]DM fungicide

**For Use as a Spray or Drench for Control of Foliar and Root Diseases
of Greenhouse and Nursery-Grown Ornamental Plants**

Active Ingredient:		
dimethomorph		50.0%
Other Ingredients:		50.0%
Total:		100.0%

U.S. Patent No. 5,952,496
EPA Reg. No. 241-419

EPA Est. No

**KEEP OUT OF REACH OF CHILDREN
CAUTION/PRECAUCION**

Si usted no entiende la etiqueta, busque a alguien para que se la explique a usted en detalle.
(If you do not understand the label, find someone to explain it to you in detail.)

See inside for complete **First Aid, Precautionary Statements, Directions for Use, Conditions of Sale and Warranty**, and state-specific and/or site restrictions.

**In case of an emergency endangering life or property involving this product,
call day or night 1-800-832-HELP (4357).**

Net Contents:

BASF Corporation
26 Davis Drive
Research Triangle Park, NC 27709

 **BASF**
The Chemical Company

FIRST AID	
If swallowed	<ul style="list-style-type: none"> • Call a poison control center or doctor immediately for treatment advice. • Have person sip a glass of water if able to swallow. • DO NOT induce vomiting unless told to by a poison control center or doctor. • DO NOT give anything by mouth to an unconscious person.
If on skin or clothing	<ul style="list-style-type: none"> • Take off contaminated clothing. • Rinse skin immediately with plenty of water for 15 to 20 minutes. • Call a poison control center or doctor for treatment advice.
HOT LINE NUMBER	
<p>Have the product container or label with you when calling a poison control center or doctor or going for treatment. You may also contact BASF Corporation for emergency medical treatment information: 1-800-832-HELP (4357).</p>	

PRECAUTIONARY STATEMENTS

HAZARDS TO HUMANS AND DOMESTIC ANIMALS

CAUTION

Harmful if swallowed or absorbed through skin. Avoid contact with eyes, skin or clothing. Wash thoroughly with soap and water after handling.

PERSONAL PROTECTIVE EQUIPMENT (PPE):

Some materials that are chemical-resistant to this product are listed below. If you want more options, follow the instructions for **Category A** on an EPA chemical-resistance category selection chart.

Applicators and other handlers must wear:

- Long-sleeved shirt and long pants
- Chemical-resistant gloves made of any waterproof material, such as polyethylene or polyvinyl chloride
- Shoes plus socks

Follow manufacturer's instructions for cleaning and maintaining PPE. If no such instructions for washables, use detergent and hot water. Keep and wash PPE separately from other laundry.

USER SAFETY RECOMMENDATIONS
<p>Users should:</p> <ul style="list-style-type: none"> • Wash hands before eating, drinking, chewing gum, using tobacco or using the toilet. • Remove clothing immediately if pesticide gets inside. Then wash thoroughly and put on clean clothing.

ENVIRONMENTAL HAZARDS

DO NOT apply directly to water, to areas where surface water is present, or to intertidal areas below the mean high water mark. **DO NOT** contaminate water when disposing of equipment washwaters or disposing of wastes.

DIRECTIONS FOR USE

It is a violation of federal law to use this product in a manner inconsistent with its labeling. **DO NOT APPLY** this product through any type of irrigation system unless the label instructions on chemigation are followed. See below for **Chemigation Use Directions**.

Carefully read and understand the **DIRECTIONS FOR USE** and restrictions before applying this product.

DO NOT use on plants for food or feed purposes.

DO NOT APPLY this product when wind conditions favor drift.

DO NOT APPLY this product in a way that will contact workers or other persons, either directly or through drift. Only protected handlers may be in the area during application.

For any requirements specific to your state or tribe, consult the agency responsible for pesticide regulation.

AGRICULTURAL USE REQUIREMENTS

Use this product only in accordance with its labeling and with the Worker Protection Standard, 40 CFR part 170. This Standard contains requirements for the protection of agricultural workers on farms, forests, nurseries, and greenhouses, and handlers of agricultural pesticides. It contains requirements for training, decontamination, notification, and emergency assistance. It also contains specific instructions and exceptions pertaining to the statements on this label about personal protective equipment (PPE) and restricted-entry interval. The requirements in this box only apply to uses of this product that are covered by the Worker Protection Standard.

DO NOT enter or allow worker entry into treated areas during the restricted entry interval (REI) of **12 hours**.

PPE requirements for early entry to treated areas that is permitted under the Worker Protection Standard and that involves contact with anything that has been treated, such as plants, soil or water, is:

- Coveralls
- Chemical-resistant gloves made of any waterproof material, such as polyethylene or polyvinyl chloride
- Shoes plus socks

STORAGE AND DISPOSAL

DO NOT contaminate water, food or feed by storage or disposal.

Storage: Store in a cool, well-ventilated area. **DO NOT** allow to become overheated in storage. Keep container closed when not in use.

Pesticide Disposal: Wastes resulting from the use of this product may be disposed of on-site or at an approved waste disposal facility.

CONTAINER DISPOSAL

Nonrefillable Container. DO NOT reuse or refill this container. Triple rinse or pressure rinse container (or equivalent) promptly after emptying; then offer for recycling, if available, or reconditioning, if appropriate, or puncture and dispose of in a sanitary landfill, or by incineration, or by other procedures approved by state and local authorities.

Triple rinse containers small enough to shake (capacity ≤ 50 pounds) as follows: Empty the remaining contents into application equipment or a mix tank. Fill the container 1/4 full with water and recap. Shake for 10 seconds. Pour rinsate into application equipment or a mix tank, or store rinsate for later use or disposal. Drain for 10 seconds after the flow begins to drip. Repeat this procedure two more times.

Triple rinse containers too large to shake (capacity > 50 pounds) as follows: Empty the remaining contents into application equipment or a mix tank. Fill the container 1/4 full with water. Replace and tighten closures. Tip container on its side and roll it back and forth, ensuring at least one complete revolution, for 30 seconds. Stand the container on its end and tip it back and forth several times. Turn the container over onto its other end and tip it back and forth several times. Empty the rinsate into application equipment or a mix tank, or store rinsate for later use or disposal. Repeat this procedure two more times.

Pressure rinse as follows: Empty the remaining contents into application equipment or mix tank. Hold container upside down over application equipment or mix tank, or collect rinsate for later use or disposal. Insert pressure rinsing nozzle in the side of the container and rinse at about 40 PSI for at least 30 seconds. Drain for 10 seconds after the flow begins to drip.

In Case of Spill

In case of large-scale spillage regarding this product, call:

- | | |
|------------------|-----------------------|
| CHEMTREC | 1-800-424-9300 |
| BASF Corporation | 1-800-832-HELP (4357) |

GENERAL INFORMATION

Stature® DM fungicide is classified as a cinnamic acid derivative used for the preventative control of certain foliar, stem and root diseases of herbaceous and woody ornamental crops. **Stature DM** can be used on plants grown in greenhouses, shadehouses, lathhouses, and outdoor container or field nurseries. This product should be used in a program with other products to provide season-long protection. Under severe disease conditions, use maximum rates and shorter intervals for repeated applications.

Stature DM is a foliar and root penetrant with translaminar and locally-systemic activity. Thorough plant coverage is important when **Stature DM** is used as a preventative application for foliar diseases. Dense foliage or excessive growth will often prevent adequate coverage; adjust spray volumes accordingly.

Stature DM also will control stem and root diseases when applied to the root zone of the plant as a drench, soil surface or directed spray, or via hydroponic and chemigation systems.

Carefully read, understand, and follow all directions and precautions.

Disease pressure and environmental conditions will determine the length of the spray interval. Sprayers should be properly calibrated before application.

RESISTANCE MANAGEMENT: The unique mode of action of **Stature® DM fungicide** makes it ideal for disease management programs where fungicide rotation is emphasized to help prevent the development of resistance.

Certain causal agents of downy mildew diseases (*Pseudoperonospora* and *Peronospora*) and *Phytophthora* spp. strains have developed resistance to some crop protection products after excessive use. Since the development of resistance cannot be predicted, **Stature DM** should always be used in a resistance management program. Such programs should incorporate the practices of alteration (rotation) and/or tank-mixing **Stature DM** with other fungicides effective on downy mildew and *Phytophthora* diseases.

No more than two applications of **Stature DM** can be applied consecutively in a crop. Rotate to products with different modes of action for two applications between **Stature DM** use. If **Stature DM** is tank-mixed with a product with a different mode of action, then up to four applications can be made before product rotation.

If disease continues to increase excessively after treatment with this product when used according to label recommendations, **DO NOT** increase the use rate beyond the labeled rate. Discontinue use of the product and switch to another fungicide with a different target site or mode of action, if available. Your local crop advisor may provide an appropriate control recommendation.

Stature DM is a protectant fungicide. If not applied on a routine protectant spray schedule, crops should be examined weekly for signs and symptoms of disease. Fungicide application should be made at the recommended label use rate and spray schedule, at the first sign of disease, or during environmental conditions favorable for disease development. Resistance management strategies advise not to apply at rates lower than recommended on the label.

CHEMIGATION (Not registered for use in California): Pesticide labels contain directions for use which are necessary for effecting the purpose for which the product is intended and to protect health and the environment. The following information is intended to decrease environmental risks of pesticide contamination of ground water and will decrease direct human exposure to pesticide treated irrigation water by providing appropriate directions for use.

Pesticide supply tanks are recommended for the application of these products. See label instructions for dilution use rates and timing of applications. Agitate prior to use and during application. Since the material is used in an injection proportioner, the pesticide is to be applied continuously for the duration of the water application.

Apply this product only through pressurized drench (flood), sprinkler, or drip (trickle) irrigation systems. **DO NOT** apply this product through any other type of irrigation systems.

Crop injury, lack of effectiveness, or illegal pesticide residues in the crop can result from non-uniform distribution of treated water.

If you have questions about calibration, you should contact state Extension Service Specialists, equipment manufactures, or other experts.

DO NOT connect an irrigation system (including greenhouse systems) used for pesticide application to a public water system unless the pesticide label-prescribed safety devices for public water systems are in place.

A person knowledgeable of the chemigation system and responsible for its operation or under the supervision of the responsible person, shall shut the system down and make necessary adjustments should the need arise.

CHEMIGATION SYSTEMS CONNECTED TO PUBLIC WATER SYSTEMS

- Public water system means a system for the provision to the public of piped water for human consumption if such system has at least 15 service connections or regularly serves an average of at least 25 individuals daily at least 60 days out of the year.
- Chemigation systems connected to public water systems must contain a functional, reduced-pressure zone, backflow preventer (RPZ) or the functional equivalent in the water supply line upstream from the point of pesticide introduction. As an option to the RPZ, the water from the public water system should be discharged into a reservoir tank prior to pesticide introduction. There shall be a complete physical break (air gap) between the outlet end of the fill pipe and the top or overflow rim of the reservoir tank of at least twice the inside diameter of the fill pipe.
- The pesticide injection pipeline must contain a functional, automatic, quick-closing check valve to prevent the flow of fluid back toward the injection pump.
- The pesticide injection pipeline must contain a functional, normally closed, solenoid-operated valve located on the intake side of the injection pump and connected to the system interlock to prevent fluid from being withdrawn from the supply tank when the irrigation system is either automatically or manually shut down.
- The system must contain functional interlocking controls to automatically shut off the pesticide injection pump when the water pump motor stops, or in cases where there is no water pump, when the water pressure decreases to the point where pesticide distribution is adversely affected.
- Systems must use a metering pump, such as a positive displacement injection pump (e.g., diaphragm

pump) effectively designed and constructed of materials that are compatible with pesticides and capable of being fitted with a system interlock.

PRESSURIZED DRENCH (FLOOD) SYSTEM

Systems utilizing a pressurized water and pesticide injection system must meet the following requirements:

- The system must contain a functional check valve, vacuum relief valve, and low pressure drain appropriately located on the irrigation pipeline to prevent water source contamination from backflow.
- The pesticide injection pipeline must contain a functional, automatic, quick-closing check valve to prevent the flow of fluid back toward the injection pump.
- The pesticide injection pipeline must also contain a functional, normally closed, solenoid-operated valve located on the intake side of the injection pump and connected to the system interlocked to prevent fluid from being withdrawn from the supply tank when the irrigation system is either automatically or manually shut down.
- The system must contain functional interlocking controls to automatically shut off the pesticide injection pump when the water pump motor stops.
- The irrigation line or water pump must include a functional pressure switch which will stop the water pump motor when the water pressure decreases to the point where pesticide distribution is adversely affected.
- Systems must use a metering pump, such as a positive displacement injection pump. (e.g., diaphragm pump) effectively designed and constructed of materials that are compatible with pesticides and capable of being fitted with a system interlock.

SPRINKLER (SPRAY) CHEMIGATION

- The system must contain a functional check valve, vacuum relief valve, and low pressure drain appropriately located on the irrigation pipeline to prevent water source contamination from backflow.
- The pesticide injection pipeline must contain a functional, automatic, quick-closing check valve to prevent the flow of fluid back toward the injection pump.
- The pesticide injection pipeline must also contain a functional, normally closed, solenoid-operated valve located on the intake side of the injection pump and connected to the system interlock to prevent fluid from being withdrawn from the supply tank when the irrigation system is either automatically or manually shut down.
- The system must contain functional interlocking controls to automatically shut off the pesticide injection pump when the water pump motor stops.

- The irrigation line or water pump must include a functional pressure switch which will stop the water pump motor when the water pressure decreases to the point where pesticide distribution is adversely affected.
- Systems must use a metering pump, such as a positive displacement injection pump, (e.g., diaphragm pump) effectively designed and constructed of materials that are compatible with pesticides and capable of being fitted with a system interlock.
- **DO NOT** apply when wind speed favors drift beyond the area intended for treatment.

DRIP (TRICKLE) CHEMIGATION

- The system must contain a functional check valve, vacuum relief valve, and low pressure drain appropriately located on the irrigation pipeline to prevent water source contamination from backflow.
- The pesticide injection pipeline must contain a functional, automatic, quick closing check valve to prevent the flow of fluid back toward the injection pump.
- The pesticide injection pipeline must also contain a functional, normally closed, solenoid-operated valve located on the intake side of the injection pump and connected to the system interlock to prevent fluid from being withdrawn from the supply tank when the irrigation system is either automatically or manually shut down.
- The system must contain functional interlocking controls to automatically shut off the pesticide injection pump when the water pump motor stops.
- The irrigation line or water pump must include a functional pressure switch which will stop the water pump motor when the water pressure decreases to the point where pesticide distribution is adversely affected.

Systems must use a metering pump, such as a positive displacement injection pump, (e.g., diaphragm pump) effectively designed and constructed of materials that are compatible with pesticides and capable of being fitted with a system interlock.

COMPATIBILITY OF MIXTURES: The tank-mixing behavior of this fungicide with other pesticides has not been fully investigated. This product is believed to be compatible with most commonly used fungicides, insecticides, micronutrients, growth regulators, and spray adjuvants. Consult specific product labels for additional information. It is always advisable to conduct a tank compatibility test when you plan to mix this product with other products. To determine the physical compatibility of this with other products, use a jar test. Using a quart jar, add the proportionate amounts of the products to approximately one quart of water with agitation. Add dry formulations first, then flowables, then emulsifiable concentrates last. After thorough mixing, allow this mixture to stand for 5 minutes. Look

for signs of separation, globules, sludge, flakes or other precipitates. **DO NOT** tank mix with another product if the jar test with **Stature® DM fungicide** has indicated incompatibility.

If the combination remains mixed or can be readily re-mixed, it is physically compatible. Once compatibility has been proven, use the same procedure for adding required ingredients to the spray/drench tank. It is suggested that combinations be used on a small number of plants to determine effects before treating large areas.

PREPARATION OF SPRAY/DRENCH SOLUTION:

Read COMPATIBILITY OF MIXTURES section prior to any tank-mixing with this product. Begin with clean equipment. Fill the spray tank until it is approximately 1/2 full with clean water. Add **Stature DM** to the spray tank while agitating. Agitation must be engaged prior to the addition of the product to obtain a complete and uniform mixture of **Stature DM**. Add other fungicides, insecticides, growth regulators, micronutrients, and spray adjuvants after **Stature DM** has been placed in suspension. Once mixing is complete, add water to desired volume. **DO NOT** allow the spray/drench mixture to stand without agitation. If agitation is stopped for any reason, the solution must be thoroughly re-mixed prior to any further use.

When preparing spray solutions for use in a hand sprayer, premix as a slurry in a small container, and then add to sprayer containing 1/3 to 1/2 the desired final water volume and agitate. Once mixing is complete, add water to desired volume.

APPLICATION

Carefully read, understand, and follow all directions and precautions.

Disease pressure and environmental conditions will determine the length of the application interval. Under severe or threatening disease conditions, the minimum interval should be used.

For proper application, determine the number of square feet to be treated and the gallonage to be applied per 1000 square feet. Prepare only the amount of spray solution required to treat the measured area. Careful calibration of spray equipment is recommended prior to use. If you have questions about calibration, you should contact State Extension Service Specialist or Horticultural Consultant, equipment manufacturers or other experts.

Prepare only the amount of spray or drench solution needed to treat the area to be sprayed or drenched. Thorough coverage is essential for disease control. Maintain agitation during mixing and application. Applications should be made immediately after the spray or drench solution is prepared. **DO NOT** allow the spray or drench mixture to stand without agitation. If agitation is stopped for any reason, the solution must be thoroughly re-mixed prior to any further use.

Rainfall or overhead irrigation within 1 hour of application may necessitate retreatment.

OUTDOOR-GROWN AND GREENHOUSE-GROWN ORNAMENTALS

Use **Stature DM** on container, bench, or bed-grown ornamentals in greenhouses or outdoor nurseries for control of downy mildews and *Phytophthora* root, crown and stem diseases. **Stature DM** may be applied as a foliar spray, as a soil drench, directed or soil surface spray, or through irrigation systems.

Use Rate and Spray Interval: See instructions specific to use site, disease and plant type.

General Restrictions and Limitations:

- **DO NOT** make more than 8 applications of **Stature DM** per crop per season for greenhouse-grown ornamentals.
- **DO NOT** exceed 32 oz. per acre per year of **Stature DM** for outdoor grown ornamentals.

Tank-Mixes With Fungicides: **Stature DM** can be used in a tank-mix with fungicides registered for control of downy mildews and *Phytophthora* spp. for resistance management or to expand spectrum of disease control. Potential tank-mix partner fungicides include but are not limited to **Aliette® WDG**, **Banol®**, **Quell™**, or **Subdue® Maxx®**. Refer to the respective tank-mix partner labeling for rates, methods of applications, proper timing, restrictions and precautions. Always use in accordance with the more restrictive label restrictions and precautions. No label dosage rates can be exceeded. This product cannot be mixed with any product containing a label prohibition.

Fungicide application should be made, at the recommended label use rate and spray schedule, at the first sign of disease, or during environmental conditions favorable for disease development. Follow resistance management guidelines for the total number of consecutive applications of **Stature DM** allowed.

NOTICE TO USER: Plant tolerance to this product has been found to be acceptable in research trials for the general plant species listed on this label. However, due to the large number of species and their associated varieties or cultivars of ornamental plants and due to variable growing conditions, it is impossible to test every plant and variety or cultivar for tolerance to this product. Neither the Manufacturer nor the Seller has determined whether or not this product can be safely used on all ornamental plants. The professional user should determine if this product can be used safely prior to commercial use. In a small test area, test the recommended rates on plants for phytotoxicity and disease control prior to general use.

This product has been shown to be safe and effective in a limited number of research trials on certain varieties or cultivars of the plant types listed. Users should conduct small-scale tests under local growing conditions prior to wide-scale use.

Anthurium	Phlox
Alyssum	Poinsettia
Cordyline	Pothos
Dianthus	Rhodendron
Dusty miller	Rose (hybrid tea, miniature)
Geranium	Snapdragon
Iberus (Candytuft)	Spathiphyllum
Impatiens	Stock
Lisianthus	Verbena
Pansy	Vinca (Catharanthus roseus)
Petunia	Viola

DISEASE CONTROL WITH Stature® DM FUNGICIDE

1. Downy Mildew and Aerial Phytophthora

Apply to ornamentals for control of downy mildew diseases caused by *Bremia*, *Pseudoperonospora*, *Peronospora*, and *Plasmopara* spp. and for suppression of aerial Phytophthora caused by *Phytophthora parasitica*.

CROP AND USE SITE	APPLICATION PROGRAM
All container, bench, or bed-grown ornamentals in greenhouses, outdoor nurseries, and field	<p>Mix 6.4-12.8 oz. product (0.2-0.4 lb. a.i.) per 100 gallons for control of downy mildew. Mix 12.8 oz. product (0.4 lb. a.i.) per 100 gallons for suppression of aerial Phytophthora. Begin spraying when plants are well-established or at first sign of disease. Use a full-coverage spray applied on a 10-14 day interval throughout the production cycle.</p> <p>FOLIAR SPRAY: Apply sprays in sufficient water to obtain complete coverage of flowers, foliage and stems. Applications may be made with high volume, low volume, or ultra low volume ground equipment only. Follow the spray equipment manufacturer's directions to determine the amount of spray solution required to obtain thorough coverage. Thoroughly spray plant foliage until runoff.</p>

2. Phytophthora root, crown and stem rot

Apply to ornamentals for control of root, crown, and stem diseases caused by *Phytophthora* spp.

CROP AND USE SITE	APPLICATION PROGRAM
Greenhouse-grown ornamentals, herbaceous perennial and annual plants (e.g., bedding plants, pot crops, foliage)	<p>Mix 3.2-6.4 oz. product (0.1-0.2 lb. a.i.) per 50-100 gallons. Apply when plant roots are well-established, or at first sign of disease, on a 10-14 day interval throughout the production cycle.</p> <p>DRENCH: Use enough solution to wet the root zone of the plant. Provide a well-drained substrate at the time of application. Avoid watering plants for several hours before application in order to improve plant uptake of the product.</p> <p>SOIL SURFACE OR DIRECTED SPRAY: Use a broadcast or directed spray applied in sufficient water to obtain thorough coverage of the plant crown, plant stem, and soil surface. For bed-grown ornamentals make application as broadcast spray, or saturate the top layer of the soil.</p>
Container-grown herbaceous perennials and woody ornamentals (e.g., Florist azalea)	<p>Mix 6.4-12.8 oz. product (0.2-0.4 lb. a.i.) per 50-100 gallons. Apply when plant roots are well-established, or at first sign of disease, on a 10-14 day interval throughout the production cycle.</p> <p>DRENCH: Use enough solution to wet the root zone of the plant. Provide a well-drained substrate at the time of application. Avoid watering plants for several hours before application in order to improve plant uptake of the product.</p> <p>SOIL SURFACE OR DIRECTED SPRAY: Use a broadcast or directed spray applied in sufficient water to obtain thorough coverage of the plant plant crown, plant stem, and soil surface.</p>
Field-grown herbaceous perennials, woody ornamentals, and cut flowers (e.g., dogwood, rhododendron)	<p>Mix 6.4-12.8 oz. product (0.2-0.4 lb. a.i.) per 50-100 gallons. Apply when plant roots are well-established, or at first sign of disease, on a 10-14 day interval throughout the production cycle.</p> <p>DRENCH: Use enough solution to wet the root zone of the plant. Amount of solution will vary with plant size, and with root volume and depth.</p>
Ornamentals grown in hydroponic, rockwool, or similar artificial substrate systems (e.g., cut roses and other cut flowers)	<p>Mix 6.4 oz product (0.2 lb. a.i.) per 100 gallons.</p> <p>CHEMIGATE: In circulating systems, treat at the start of crop culture using the dose rate listed per 100 gallons of circulation water. Repeat treatment every 4 weeks.</p> <p>DRENCH: In non-circulating systems, apply 3.5-8.5 oz of solution as a drench per plant, depending on plant size. Apply on a 2-4 week interval throughout the production cycle.</p>

Conditions of Sale and Warranty

The **Directions For Use** of this product reflect the opinion of experts based on field use and tests. The directions are believed to be reliable and must be followed carefully. However, it is impossible to eliminate all risks inherently associated with the use of this product. Crop injury, ineffectiveness or other unintended consequences may result because of such factors as weather conditions, presence of other materials, or use of the product in a manner inconsistent with its labeling, all of which are beyond the control of BASF CORPORATION ("BASF") or the Seller. To the extent consistent with applicable law, all such risks shall be assumed by the Buyer.

BASF warrants that this product conforms to the chemical description on the label and is reasonably fit for the purposes referred to in the **Directions For Use**, subject to the inherent risks, referred to above.

To the extent consistent with applicable law, BASF makes no other express or implied warranty of fitness or merchantability or any other express or implied warranty.

To the extent consistent with applicable law, Buyer's exclusive remedy and BASF's exclusive liability, whether in contract, tort, negligence, strict liability, or otherwise, shall be limited to repayment of the purchase price of the product.

To the extent consistent with applicable law, BASF and the Seller disclaim any liability for consequential, special or indirect damages resulting from the use or handling of this product.

BASF and the Seller offer this product, and the Buyer and User accept it, subject to the foregoing **Conditions of Sale and Warranty** which may be varied only by agreement in writing signed by a duly authorized representative of BASF.

0408

USES WITH OTHER PRODUCTS (TANK MIXES)

If this product is used in combination with any other product except as specifically recommended in writing by BASF, then BASF shall have no liability for any loss, damage, or injury arising out of its use in any such combination not so specifically recommended. If used in combination recommended by BASF, the liability of BASF shall in no manner extend to any damage, loss or injury not directly caused by the inclusion of the BASF product in such combination use, and in any event shall be limited to return of the amount of the purchase price of the product.

Stature is a registered trademark of BASF.

Aliette and *Banol* are registered trademarks of Bayer Crop Science USA Inc.

Maxx and *Subdue* are registered trademarks of Syngenta Group Company.

Quell is a trademark of Chemtura.

© 2008 BASF Corporation
All rights reserved.

000241-00419.20080818.NVA 2008-04-197-0258
Supersedes: NVA 2006-04-197-0274

BASF Corporation
26 Davis Drive
Research Triangle Park, NC 27709

