

JUN 23 1998

Janet M. Overholt
American Cyanamid Company
P.O. Box 400
Princeton, NJ 08543-0400

Dear Ms. Overholt:

Subject: Aerial Application to Alfalfa in California
Pursuit W Herbicide
EPA Registration No 241-385
Your Submission Dated June 9, 1998.

The amendment referred to above, submitted in connection with registration under the Federal Insecticide, Fungicide and Rodenticide Act (FIFRA); as amended is acceptable provided that you:

1. Make the labeling changes listed below before you release the product for shipment bearing the amended labeling:

- - Update the warranty statement. The statement "The user assumes all risks and consequences associated with applications of Pursuit W to edible legume vegetable crops" is unacceptable since it negates the label precautionary statements and directions required by FIFRA. Refer to the warranty statement on the labeling for Pursuit Herbicide, EPA Registration No 241-310, and Pursuit DG Herbicide, EPA Registration No 241-350 that were stamped accepted on June 9, 1998.

2. Submit one (1) copy of your final printed labeling before you release the product for shipment.

A stamped copy of the labeling is enclosed for your records.

Sincerely yours,



James A. Tompkins
Product Manager (25)
Herbicide Branch
Registration Division (7505C)

Enclosure

PURSUIT® W
herbicide

FOR USE IN ALFALFA, FIELD CORN*, AND
EDIBLE LEGUME VEGETABLE CROPS
*(Apply only on IMI-CORN® seed hybrids)

ACCEPTED
After Council
JUN 23 1998
Under the Federal Insecticide,
Fungicide, and Rodenticide Act,
as amended, for the pesticide
registered under
EPA Reg. No. 241-385

ACTIVE INGREDIENT:

Ammonium salt of imazethapyr (+)-2-[4,5-dihydro-4-methyl-4-(1-methylethyl)-5-oxo-1H-imidazol-2-yl]-5-ethyl-3-pyridinecarboxylic acid**22.87%

INERT INGREDIENTS77.13%

TOTAL100.00%

** Equivalent to 21.6% (+)-2-[4,5-dihydro-4-methyl-4-(1-methylethyl)-5-oxo-1H-imidazol-2-yl]-5-ethyl-3-pyridinecarboxylic acid

(1 gallon contains 2.0 pounds of active ingredient as the free acid)

Patent No. 4,798,619
EPA Reg. No. 241-385

EPA Est. No.

KEEP OUT OF REACH OF CHILDREN

CAUTION/PRECAUCION

Si usted no entiende la etiqueta, busque a alguien para que se la explique austed en detalle. (If you do not understand this label, find someone to explain it to you in detail).

STATEMENT OF PRACTICAL TREATMENT

- IF ON SKIN:** Wash with plenty of soap and water. Get medical attention if irritation persists.
- IF IN EYES:** Flush with plenty of water.
- IF INHALED:** Remove victim to fresh air.

In case of an emergency endangering life or property involving this product, call collect, day or night, area code 973-683-3100.

See inside for additional precautionary statements

American Cyanamid Company
North America Agricultural Products Division
Crop Protection Products Department
One Campus Drive, Parsippany, NJ 07054 ©1998

Net Contents: 1 gallon
(3.78 liters)

® Registered trademarks of American Cyanamid Company

TABLE OF CONTENTS

Ingredients 1

Statement of Practical Treatment..... 1

Precautionary Statements 3

Environmental Hazards 3

Directions for Use 3

Agricultural Use Requirements 4

Storage and Disposal..... 4

Disclaimer 5

General Information 5

Mixing Instructions 7

Tank mix Combinations With Other Herbicides 8

Spraying Instructions 9

 Ground Applications..... 9

 Aerial Applications..... 9

Application Information 10

 Postemergence..... 10

 Soil Applications 10

Use Area 10

Federal Conservation Reserve Program/Agricultural Reserve Program Land 11

 Directions for Use..... 11

Alfalfa

 Use Rate..... 12

 Weeds Controlled 13

 Tank Mixture Combinations With Other Herbicides 15

 Application Information..... 16

 Stand Establishment 16

 Inter-seeded Oats 16

 Established Alfalfa - Dormant..... 16

 Established Alfalfa - Growing..... 16

 Perennial Grass Suppression..... 16

IMI-CORN

 Use Rate..... 17

 Weeds Controlled 18

 Tank-mix Herbicide Combinations With PURSUIT W 20

Red Kidney Beans

 Use Area 21

 Application Rate and Timing 21

 Weeds Controlloed 21

Succulent Peas, Dry Edible Peas, Lentils, Chickpeas, and Lima Beans

 Use Area 22

 Application Rate and Timing 22

 Weeds Controlled 22

Rotational Crop Guideline..... 23

Precautions 24

PRECAUTIONARY STATEMENTS

HAZARDS TO HUMANS

CAUTION!

Harmful if inhaled or absorbed through skin. Avoid breathing spray mist. Avoid contact with skin, eyes or clothing.

Personal Protective Equipment (PPE):

Applicators and other handlers must wear:

- long-sleeved shirt and long pants
- waterproof gloves
- shoes plus socks

Follow manufacturer's instructions for cleaning and maintaining PPE. If no such instructions for washables, use detergent and hot water. Keep and wash PPE separately from other laundry.

User Safety Recommendations:

Users Should:

- Wash hands before eating, drinking, chewing gum, using tobacco or using the toilet.
- Remove clothing immediately if pesticide gets inside. Then wash thoroughly and put on clean clothing.

ENVIRONMENTAL HAZARDS

Do not apply directly to water, or to areas where surface water is present or to intertidal areas below the mean high water mark.

DO NOT contaminate water when disposing of equipment washwaters.

DIRECTIONS FOR USE

It is a violation of Federal law to use this product in a manner inconsistent with its labeling.

Do not apply this product in a way that will contact workers or other persons, either directly or through drift. Only protected handlers may be in the area during application. For any requirements specific to your State or Tribe, consult the agency responsible for pesticide regulation.

This labeling must be in the possession of the user at the time of pesticide application.

Observe all cautions and limitations on this label and on the labels of products used in combination with PURSUIT W. Do not use PURSUIT W other than in accordance with the instructions set forth on this label. The use of PURSUIT W not consistent with this label may result in injury to crops. Keep containers closed to avoid spills and contamination.

DO NOT apply this product through any type of irrigation system.

AGRICULTURAL USE REQUIREMENTS

Use this product only in accordance with its labeling and with the Worker Protection Standard, 40 CFR part 170. This Standard contains requirements for the protection of agricultural workers on farms, forests, nurseries, and greenhouses, and handlers of agricultural pesticides. It contains requirements for training, decontamination, notification, and emergency assistance. It also contains specific instructions and exceptions pertaining to the statements on this label about personal protective equipment (PPE), and restricted-entry interval. The requirements in this box only apply to uses of this product that are covered by the Worker Protection Standard.

Do not enter or allow worker entry into treated areas during the restricted entry interval (REI) of 4 hours. Exception: if the product is soil-injected or soil-incorporated, the Worker Protection Standard, under certain circumstances, allows workers to enter the treated area if there will be no contact with anything that has been treated.

PPE required for early entry to treated areas that is permitted under the Worker Protection Standard and that involves contact with anything that has been treated, such as plants, soil, or water, is:

- coveralls
- waterproof gloves
- shoes plus socks

STORAGE AND DISPOSAL

PROHIBITIONS:


KEEP FROM FREEZING

DO NOT store below 32°F

DO NOT contaminate water, food or feed by storage or disposal.

PESTICIDE DISPOSAL: Wastes resulting from the use of this product may be disposed of on site or at an approved waste disposal facility.

CONTAINER DISPOSAL: Triple rinse (or equivalent). Then offer for recycling or reconditioning, or puncture and dispose of in a sanitary landfill, by incineration or, if allowed by State and local authorities by burning. If burned, stay out of smoke.



DISCLAIMER

The label instructions for the use of this product reflect the opinion of experts based on research and field use. The directions are believed to be reliable and should be followed carefully. However, it is impossible to eliminate all risks inherently associated with use of this product. Crop injury, ineffectiveness or other unintended consequences may result because of such factors as weather conditions, presence of other materials, herbicide resistant weed populations, or the use of, or application of the product contrary to label instructions, all of which are beyond the control of American Cyanamid Company. All such risks shall be assumed by the user.

American Cyanamid Company shall not be responsible for losses or damages resulting from use of this product in any manner not set forth on this label. User assumes all risks associated with the use of this product in any manner not specifically set forth on this label.

American Cyanamid Company warrants only that the material contained herein conforms to the chemical description on the label and is reasonably fit for the use therein described when used in accordance with the directions for use, subject to the risks referred to above. **CYANAMID DOES NOT MAKE OR AUTHORIZE ANY AGENT OR REPRESENTATIVE TO MAKE ANY OTHER WARRANTIES, EXPRESS OR IMPLIED AND EXPRESSLY EXCLUDES AND DISCLAIMS ALL IMPLIED WARRANTIES OF MERCHANTABILITY OR FITNESS FOR A PARTICULAR PURPOSE.**

BUYER'S EXCLUSIVE REMEDY AND AMERICAN CYANAMID'S EXCLUSIVE LIABILITY, WHETHER IN CONTRACT, TORT, NEGLIGENCE, STRICT LIABILITY OR OTHERWISE, SHALL BE LIMITED TO REPAYMENT OF THE PURCHASE PRICE OF PURSUIT W. In no case shall Cyanamid or the seller be liable for consequential, special or indirect damages resulting from the use or handling of this product.

THE USER ASSUMES ALL RISKS AND CONSEQUENCES ASSOCIATED WITH APPLICATIONS OF PURSUIT W TO EDIBLE LEGUME VEGETABLE CROPS.

Uses With Other Products (Tank-mixes)

If this product is used in combination with any other product except as specifically recommended in writing by American Cyanamid Company, then American Cyanamid Company shall have no liability for any loss, damage or injury arising out of its use in any such combination not so specifically recommended. If used in combination recommended by American Cyanamid Company, the liability of American Cyanamid Company shall in no manner extend to any damage, loss or injury not directly caused by the inclusion of the American Cyanamid Company product in such combination use, and in any event shall be limited to return of the amount of the purchase price of the American Cyanamid Company product.

GENERAL INFORMATION

GENERAL

PURSUIT W kills weeds by root and/or foliage uptake and rapid translocation to the growing points. Adequate soil moisture is important for optimum PURSUIT W activity. When adequate soil moisture is present, PURSUIT W will provide residual control of susceptible germinating weeds; activity on established weeds will depend on the weed species and the location of its root system in the soil.

When organo-phosphate (such as Lorsban¹) or carbamate insecticides are tank-mixed with PURSUIT W herbicide, temporary injury may result to the treated crops.

Use of PURSUIT W herbicide in accordance with label directions is expected to result in normal growth of rotational crops in most situations; however, various environmental and agronomic factors make it impossible to eliminate all risks associated with the use of this product and, therefore, rotational crop injury is always possible. Under some conditions (such as heavy texture soil, high organic matter, low pH or low rainfall) PURSUIT W may cause injury to subsequent planted crops. Vegetable crops and particularly sugar beets are sensitive to PURSUIT W residues in the soil.

Naturally occurring biotypes* of some of the weeds listed on this label may not be effectively controlled by this and/or other products with either the ALS/AHAS enzyme inhibiting mode of action. Other herbicides with the ALS/AHAS enzyme inhibiting mode of action include the sulfonylureas (e.g., Accent², Basic², Classic², Concert², Exceed³, Permit⁴, Pinnacle², etc.), the sulfonamides (e.g., Broadstrike¹, etc.) and the pyrimidyl benzoates (e.g. Staple², etc.). If naturally occurring ALS/AHAS resistant biotypes are present in a field, PURSUIT W and/or any other ALS/AHAS enzyme inhibiting mode of action herbicide should be tank-mixed or applied sequentially with an appropriate registered herbicide having a different mode of action to ensure control.

*A weed biotype is a naturally occurring plant within a given species that has a slightly different, but distinct, genetic makeup from other plants.

Replanting: If replanting is necessary in a field previously treated with PURSUIT W, the field may be replanted to soybeans, peanuts or IMI-CORN (imidazolinone resistant/tolerant corn), lima beans or Southern peas. Rework the soil no deeper than the treated zone. Do not apply a second treatment of PURSUIT W.

IMI-CORN

Apply PURSUIT W herbicide only on selected field corn hybrids (IMI-CORN) warranted by the seed company to possess resistance/tolerance to direct application of PURSUIT W. DO NOT apply PURSUIT W to corn hybrids which lack resistance/tolerance to PURSUIT W herbicide. Contact your seed supplier, chemical dealer or American Cyanamid to obtain information regarding IMI-CORN hybrids.

Crops growing under stressful environmental conditions can exhibit various injury symptoms which may be more pronounced if herbicides are used. Corn plants treated with PURSUIT W may exhibit yellowing on new growth. Such effects occur infrequently and are temporary. Normal growth and appearance should resume within 1 to 2 weeks.

EDIBLE LEGUME VEGETABLES

Reduced crop growth, quality, yield and/or delayed maturity may result from a PURSUIT W application to edible legume vegetables. Since crop maturity may be delayed, timing of harvest may need to be adjusted accordingly. DO NOT apply PURSUIT W if planting is delayed and chance of frost prior to maturity is likely.

USE PURSUIT W ONLY if proper agronomic practices have been utilized, including good soil fertility, proper crop rotation, disease and insect management and tillage practices that eliminate compaction and hardpans. Plant peas, lentils or lima beans at least 1/2 inch deep to reduce risk of crop injury.

DO NOT apply PURSUIT W if cold and/or wet conditions are present or predicted to occur within one week of application. DO NOT apply PURSUIT W postemergence after crop has begun to flower or crop injury may result. (Refer to specific legume vegetable crop for specific application timings recommended).

8/28

MIXING INSTRUCTIONS

(States of Arizona, Hawaii, Idaho, Montana, Nevada, Oregon, Utah, Washington, and Wyoming Only).

POSTEMERGENCE APPLICATIONS OF PURSUIT W REQUIRE THE ADDITION OF AN ADJUVANT. THE ADDITION OF A LIQUID FERTILIZER SOLUTION IS RECOMMENDED FOR BEST RESULTS.

I. ADJUVANTS

CROP OIL CONCENTRATE: A petroleum or vegetable seed based oil concentrate (such as SUN-IT II⁵) may be used. SUN-IT II is recommended when weeds are under moisture or temperature stress. Use SUN-IT II or other methylated seed oils at the rate of 1.5 to 2 pints per acre (use the higher rate when weeds are at the maximum label size), or use a crop oil concentrate at 2 pints per acre. (DO NOT include a CROP OIL CONCENTRATE when applying PURSUIT W to edible legume vegetable crops).

OR

SURFACTANTS: Use a non-ionic surfactant containing at least 80% active ingredient. Apply the surfactant at the rate of 1 quart per 100 gallons of spray mixture. An organo-silicone surfactant may be used in place of a non-ionic surfactant.

AND

II. FERTILIZER

Recommended nitrogen based fertilizers include liquid fertilizers (such as 28%N, 32%N or 10-34-0) at the rate of 1-2 quarts per acre. Use the higher rate when weeds are under moisture or temperature stress. Instead of a liquid fertilizer, spray grade ammonium sulfate may be used at the rate of 2.5 lbs per acre.

Fill the spray tank one-half full with clean water. Use a calibrated measuring device to measure the required amount of PURSUIT W. Add PURSUIT W to the spray tank while agitating. Add adjuvants and fill the remainder of the tank with water.

MIXING INSTRUCTIONS

(State of California Only)

POSTEMERGENCE APPLICATIONS OF PURSUIT W REQUIRE THE ADDITION OF AN ADJUVANT.

I. ADJUVANTS

CROP OIL CONCENTRATE: A petroleum or vegetable seed based oil concentrate (such as SUN-IT II⁵) may be used. SUN-IT II is recommended when weeds are under moisture or temperature stress. Use SUN-IT II or other methylated seed oils at the rate of 1.5 to 2 pints per acre (use the higher rate when weeds are at the maximum label size), or use a crop oil concentrate at 2 pints per acre. (DO NOT include a CROP OIL CONCENTRATE when applying PURSUIT W to edible legume vegetable crops).

OR

SURFACTANTS: Use a non-ionic surfactant containing at least 80% active ingredient. Apply the surfactant at the rate of 1 quart per 100 gallons of spray mixture. An organo-silicone surfactant may be used in place of a non-ionic surfactant.

TANK MIX COMBINATIONS WITH OTHER HERBICIDES

If other herbicides are tank-mixed with PURSUIT W, while agitating, add components in the following order:

- 1) Fill spray tank to 1/2 full with clean water.
- 2) Add soluble packet products and thoroughly mix.
- 3) Add WP (wetable powder), DG (dispersible granule), DF (dry flowable) or liquid flowable formulations not in soluble packets.
- 4) Add PURSUIT W and thoroughly mix.
- 5) Add other aqueous solution products.
- 6) Add EC (emulsifiable concentrate) products.
- 7) Add surfactant or crop oil to the spray tank.
- 8) Add a nitrogen-based fertilizer.
- 9) While agitating, fill the remainder of the tank with water.

To avoid injury to sensitive crops, spray equipment used for PURSUIT W applications must be drained and thoroughly cleaned with water before being used to apply other products.

When PURSUIT W is used in combination with another herbicide, refer to the respective label for rates, methods of application, proper timing, weeds controlled, restrictions and precautions. Always use in accordance with the more restrictive label restrictions and precautions. No label dosages should be exceeded. PURSUIT W cannot be mixed with any product containing a label prohibiting such mixtures.

SPRAYING INSTRUCTIONS

DO NOT apply when wind velocity is greater than 10 mph, or when spray may be carried to sensitive crops. Sensitive crops include leafy vegetables and sugar beets.

GROUND APPLICATIONS

Uniformly apply with properly calibrated ground equipment in 10 or more gallons of water per acre. A spray pressure of 20 to 40 psi is recommended.

To ensure thorough coverage, use a minimum of 20 gallons of water per acre when applying PURSUIT W to minimum or no-till crops. Use higher gallonage for fields with dense vegetation or heavy crop residues.

Adjust the boom height to ensure proper coverage of weed foliage (according to the manufacturer's recommendation). Use only flat-fan nozzle tips for postemergence applications.

Avoid overlaps when spraying.

AERIAL APPLICATION

PURSUIT W herbicide may be applied by air only to alfalfa and IMI-CORN. DO NOT apply by air to edible legume vegetable crops. For aerial applications to alfalfa in California, refer to the Supplemental Labeling entitled "AERIAL APPLICATION OF PURSUIT W TO ALFALFA IN SELECTED COUNTIES OF CALIFORNIA".

Uniformly apply with properly calibrated aerial equipment in 5 or more gallons of water per acre. When applied POSTEMERGENCE, the addition of a non-ionic surfactant AND fertilizer solution are required for optimum weed control. Apply a crop oil concentrate at the rate of 1.25 gallons per 100 gallons of spray solution OR a non-ionic surfactant at the rate of 1 quart per 100 gallons of spray solution AND a liquid fertilizer at the rate of 1 quart per acre. (See instructions under APPLICATION INFORMATION - POSTEMERGENCE).

To avoid injury to sensitive crops from drift, aerial applicators must adhere to the following SPECIAL AERIAL USE DIRECTIONS AND PRECAUTIONS.

- Nozzle height above ground must be a maximum of 10 feet.
- Nozzles must be pointed toward the rear of the aircraft. The downward angle of the nozzle should not be greater than 20 degrees.
- To minimize wing-tip vortex roll, nozzles or spray boom must not be located any closer to end of wing or rotor than three-fourths the distance from the center of the aircraft.
- Use a maximum spray pressure of 40 psi.
- A buffer zone must be established between the area to be sprayed and sensitive crops.
- DO NOT spray when wind velocity is greater than 5 mph. Coarse sprays (larger droplets) are less likely to drift.

Applicator is responsible for any loss or damage which results from spraying PURSUIT W in a manner other than recommended in this label. In addition, applicator must follow all applicable state and local regulations and ordinances in regard to spraying.

APPLICATION INFORMATION

POSTEMERGENCE

Apply PURSUIT W herbicide as an early postemergence treatment when weeds are actively growing and before they exceed a height of 3 inches, unless otherwise indicated. Delay application until the majority of the weeds are at the recommended growth stage. Application timing should be based on weed size and not crop growth stage. Apply PURSUIT W to crops and weeds that are actively growing.

An adjuvant must be added to the spray solution for optimum weed control activity. See the ADJUVANTS section under MIXING INSTRUCTIONS for specific instructions.

When PURSUIT W is applied postemergence, absorption will occur through both the roots and foliage. Susceptible weeds stop growing and either die or are not competitive with the crop. PURSUIT W not only controls many existing broadleaf and grass weeds when applied postemergence, it also provides control of susceptible weeds that may emerge after application.

For maximum weed control, cultivate 7 - 10 days following a postemergence PURSUIT W application. This timely cultivation will enhance residual weed control, especially under dry conditions.

PURSUIT W should be applied a minimum of one hour before rainfall or overhead irrigation.

SOIL APPLICATIONS

Adequate soil moisture is required for optimum activity. Rainfall or overhead irrigation is necessary to move PURSUIT W into the weed germination zone. The amount of rainfall or irrigation required following application depends on existing soil moisture, soil texture and organic matter content. Sufficient water to moisten the soil to a depth of 2 inches is normally adequate. If adequate moisture is not received within 7 days after treatment, a cultivation is recommended to control escaped weeds. When adequate moisture is received after dry conditions, PURSUIT W herbicide will provide residual control of susceptible germinating weeds; activity on established weeds will depend on the weed species and the location of its root system in the soil.

PURSUIT W controls weeds by uptake by weed roots and translocation to the growing points where it stops weed growth. Susceptible weeds may emerge, growth will stop and the weeds will either die or are not competitive with the crop.

PURSUIT W USE AREA

PURSUIT W may be used in the following states: Arizona, California, Hawaii, Oregon, Washington, Nevada, Utah, Idaho, Montana, Wyoming (following counties only: Teton, Fremont, Hot Springs, Washakie, Johnson, Cambell, Weston, Park, Bighorn, Sheridan and Crook). Refer to the EDIBLE LEGUME VEGETABLE CROPS for geographic use area for specific edible beans and peas.

FEDERAL CONSERVATION RESERVE PROGRAM AND AGRICULTURAL RESERVE PROGRAM LAND SEEDED TO FORAGE LEGUME SPECIES AND PERENNIAL FORAGE GRASSES.

DIRECTIONS FOR USE

PURSUIT W is effective in controlling many annual broadleaf and grass weeds in CONSERVATION RESERVE PROGRAMS and AGRICULTURAL RESERVE PROGRAMS (SET-ASIDE) land seeded to forage legume or grass crops. A PURSUIT W application may result in temporary reduction in growth of legumes and grasses. Plants overcome temporary effects and become well established due to reduced weed competition.

DO NOT feed or graze legumes or grasses following a PURSUIT W application. DO NOT cut treated legumes or grasses for hay or forage. DO NOT harvest legume seed for livestock feed. DO NOT use seed from treated legumes for sprouting. Apply only one application of PURSUIT W per year.

COVER CROPS:*

LEGUMES: Apply to forage legumes including alfalfa, clovers, crownvetch, birdsfoot trefoil and lespedeza.

GRASSES: PURSUIT W may be applied to the following grasses: big bluestem, little bluestem, switchgrass, Russian wildrye, intermediate wheatgrass, crested wheatgrass, western wheatgrass, tall wheatgrass, smooth brome, canarygrass or orchardgrass.

*NOTE: Cover crops may also be planted into field previously treated with PURSUIT W. In this case, do not make a PURSUIT W application to the cover crop until the following spring.


POSTEMERGENCE APPLICATIONS OF PURSUIT W TO CRP COVER CROPS.

APPLICATION RATE: Apply PURSUIT W at 4 fluid ounces per acre.

APPLICATION TIMING: PURSUIT W may be applied postemergence to seedling legumes (with at least 3 fully expanded trifoliolate leaves) or to established legumes. On established legumes, PURSUIT W may be applied in the fall or in the spring before weeds exceed the maximum recommended size for control.

DO NOT apply to seeded grasses until they have 4 leaves.

Refer to the WEEDS CONTROLLED under the IMI-CORN section of this label.



CROPS

ALFALFA - DIRECTIONS FOR USE

USE RATE

(3 - 6 OUNCES PER ACRE)

Apply PURSUIT W at a broadcast rate of 3 to 6 ounces per acre postemergence only.

A maximum of 6 ounces of PURSUIT W per year may be applied to alfalfa.

Do not apply to alfalfa during the last year of the stand.

SEEDLING ALFALFA

PURSUIT W must be applied postemergence to seedling alfalfa. Apply PURSUIT W when the seedling alfalfa is in the second (2nd) trifoliate stage or larger and when the majority of the weeds are 1-3 inches. For low growing weeds (such as mustards) apply PURSUIT W before the rosette exceeds 3 inches. When PURSUIT W is applied to seedling alfalfa, there may be a temporary reduction in growth. Alfalfa soon outgrows any effects of the herbicide.

ESTABLISHED ALFALFA

PURSUIT W can be applied to established alfalfa in the fall, in the spring to dormant, or semi-dormant alfalfa (less than 3 inches of re-growth), or between cuttings. Any application should be made before significant alfalfa growth or re-growth (3 inches) to allow PURSUIT W to reach the target weeds.

Replanting: If replanting is necessary in a field previously treated with PURSUIT W, do not plant the field to alfalfa for 4 months following the PURSUIT W application. Refer to the ROTATIONAL CROP GUIDELINE section on this label for plant-back interval of various crops.

WEEDS CONTROLLED

When applied as directed, PURSUIT W will control or reduce competition from the weeds listed below. Refer to the MIXING INSTRUCTIONS section for recommendations when weeds are at the maximum recommended growth stage, or are under stress.

NOTE: R = Reduced Competition

The maximum weed size in the BROADLEAF WEEDS CONTROLLED, refers to the height of the weeds, or width of rosettes.

BROADLEAF WEEDS CONTROLLED

Weeds Controlled	PURSUIT W APPLICATION RATE		
	3 Oz/A	4 Oz/A	6 Oz/A
Maximum Weed Size (Inches)			
Beet, wild	3	4	6
Bedstraw, catchweed		3	4
Buckwheat, wild		3	4
Chickweed			
common	R	3	3
mouseear	R	3	3
Cocklebur, common	R	3	4
Dandelion		R	R(6)
Dock,			
broadleaf (seedling)			R(6)
curly (seedling)			R(6)
Fiddleneck			R(3)
Filaree			
redstem		R	3
whitestem		R	3
Flixweed	R	3	3
Goosefoot, nettleleaf	R	3	4
Grounsel, common			R(3)
Henbit		R	3
Jimsonweed		3	4
Knotweed, postrate		R	3
Kochia	R	3	3
Lambsquarter,			
common (1-2 leaves)		R	R(1)
Lettuce, miners		3	4
Mallow,			
common		3	3
little		3	3
Morningglory,			
entireleaf			3
ivyleaf			3
pitted			3
smallflower		3	4
tall			3
Mustards,			
tumble	3	3	4
wild	3	3	4
black	3	3	4
Nettle, burning		3	4

BROADLEAF WEEDS CONTROLLED - Continued

Weeds Controlled	PURSUIT W APPLICATION RATE		
	3 Oz/A	4 Oz/A	6 Oz/A
	Maximum Weed Size (Inches)		
Nightshade			
black	3	3	4
Eastern black	3	3	4
hairy	3	3	4
Oxtongue, bristly			R(3)
Pennycress, field	3	3	4
Pepperweed,			
field	3	3	4
Virginia	R	3	3
Pigweed			
redroot	4	6	8
smooth	4	6	8
spiny		6	8
Radish, wild		R	4
Ragweed			
common		2	3
giant		3	4
Redmaids		3	4
Rocket			
London	3	4	6
yellow	R	3	4
Rockpurslane, desert			3
Shepherdspurse	3	3	4
Smartweed			
ladysthumb	R	3	4
Pennsylvania	R	3	4
swamp (seedling)		3	4
Spurge			
prostrate		R	3
spotted		R	3
petty		3	4
Spurry, corn		3	3
Sunflower, common	R	3	4
Swinecress		3	3
Tansymustard			
green	3	3	4
pinnate	3	3	4
Thistle, Russian	R	3	3
Velvetleaf	R	3	4
Wartcress, creeping		2	3
Watercress		3	3
Willowweed, panicle		3	3

GRASSES AND SEDGES CONTROLLED

Weeds Controlled*	PURSUIT W APPLICATION RATE	
	4 Oz/A	6 Oz/A
Maximum Weed Size (Inches)		
Barnyardgrass	R	3
Bluegrass, annual		R(3)
Canarygrass, littleseed	R	R(3)
Cereals, volunteer		
barley	R	R(4)
oats	R	R(4)
wheat	R	R(4)
Crabgrass,		
large	R	3
smooth	R	3
Foxtail,		
giant	4	6
green	3	4
yellow	R	3
Johnsongrass,		
seedling (1-6 leaves)	6	6
rhizome	R	R(6-12)
Millet, wild proso	R	3
Nutsedge,		
yellow	R	R(6)
purple	R	R(6)
Oats, wild	R	R(6)
Rice, red	3	4
Shattercane (1-6 leaves)	6	8
Signalgrass, broadleaf	R	4
Quackgrass **		R(7)

* PURSUIT W is active against many grass species. However, when heavy grass pressure is anticipated, PURSUIT W should be used in a sequential application with a registered postemergence grass herbicide such as Poast Plus⁶ for optimum control.

** Quackgrass will be suppressed only when actively growing and before it exceeds 7 inches in height.

TANK MIX COMBINATIONS WITH OTHER HERBICIDES

To control weeds not listed on the PURSUIT W label, herbicides such as Buctril⁷, 2,4-DB, Poast⁶ or Poast Plus may be tankmixed with PURSUIT W. When PURSUIT W is used in combination with another herbicide, refer to the respective label for rates, methods of application, proper timing, weeds controlled, restrictions and precautions. Always use in accordance with the more restrictive label restrictions and precautions. No label dosages should be exceeded.

APPLICATION INFORMATION

PURSUIT W is effective in controlling a broad spectrum of broadleaf and grass weeds. Alfalfa has excellent tolerance to postemergence applications of PURSUIT W after the second trifoliolate leaf has expanded. Minor height reduction or slight leaf yellowing may occur soon after application. The effects are temporary and the alfalfa will soon recover.

Apply PURSUIT W as an early postemergence treatment when the weeds are actively growing. Weeds are generally easier to control before they exceed 3 inches in height. Weeds under stress are less susceptible to control in cold or drought stress conditions.

If applied to alfalfa under cool conditions (40° or less), temporary stunting and yellowing of the alfalfa may occur.

STAND ESTABLISHMENT

Apply PURSUIT W after the alfalfa has 2 fully expanded trifoliolate leaves. Weeds must not exceed the size listed in the WEEDS CONTROLLED tables. PURSUIT W may be applied to summer, fall or spring seeded alfalfa.

Inter-seeded Oats

Oats inter-seeded with alfalfa will reduce soil erosion and allow the alfalfa to establish. Oats, however can compete with the alfalfa. An application of PURSUIT W will kill or significantly reduce the growth of the oats and allow the alfalfa to establish with minimal erosion or competition from the oats. Apply PURSUIT W to the oats when the oats have 3-4 leaves.

ESTABLISHED ALFALFA - DORMANT


PURSUIT W may be applied to dormant alfalfa in the fall following the last cutting. PURSUIT W may also be applied in the spring to dormant alfalfa, or as alfalfa breaks dormancy. Apply spring treatments prior to excessive alfalfa growth (less than 3 inches), to reduce spray interference.

ESTABLISHED ALFALFA - GROWING

For weed control during the season, apply PURSUIT W following alfalfa cutting. Remove the hay from the field and apply PURSUIT W prior to excessive alfalfa regrowth.

Perennial Grass Suppression

If perennial grasses (such as orchardgrass, fescues, bromes or timothy) are present in an alfalfa stand, PURSUIT W will reduce the growth and competitive effect of the grass.



IMI-CORN - DIRECTIONS FOR USE**PURSUIT W HERBICIDE USE AREA (IMI-CORN)**

(Not for use in California)

**USE RATE
(4 OUNCES PER ACRE)**

Apply PURSUIT W at a broadcast rate of 4 ounces per acre (1/4 pint) for all methods of application: early preplant, preplant incorporated, preemergence, and postemergence (including minimum and no-till). At this broadcast rate, one gallon of PURSUIT W will treat 32 acres of IMI-CORN.

NOTE: Only one application of PURSUIT W may be made during the season.

WEEDS CONTROLLED

When applied as directed, PURSUIT W will control or reduce competition from the weeds listed below. Refer to the MIXING INSTRUCTIONS section for recommendations when weeds are at the maximum recommended growth stage, or are under stress.

NOTE: C = Control, R = Reduced Competition

(The number under Maximum Leaf Stage indicates the MAXIMUM number of leaves at which weeds should be sprayed postemergence).

BROADLEAF WEEDS

Weeds Controlled	SOIL APPLIED		POSTEMERGENCE	
			Maximum Leaf Stage	Size (inches)
Alligator weed			4	1-3
Anoda, spurred	C		2	1-2
Artichoke, Jerusalem			8	6-10
Buffalobur	C*		R	1-3
Bristly starbur			2	1-2
Carpetweed	C			
Cocklebur, common	R		8	1-8
Galinsoga	C			
Jimsonweed	C*		4	1-3
Kochia	C		4	1-3
Lambsquarters, common	C*		R	1-2
Mallow, Venice	R			
Marshelder	C		4	1-3
Morningglory				
entireleaf	R		2	1-2
ivyleaf	R		2	1-2
pitted	R		2	1-2
smallflower	C		4	1-3
tall	R		2	1-2
Mustard sp.	C		4	1-3
Nightshade				
black	C		4	1-3
Eastern black	C		4	1-3
hairy	C		4	1-3
Pigweed				
redroot	C		8	1-8
smooth	C		8	1-8
spiny	C		8	1-8
Poinsettia, wild	C			
Puncturevine	C			
Purslane, common	C			
Pusley, Florida	C			
Sida, prickly	C*			
Ragweed				
common	R		4	1-3
giant	R		4	1-3
Sage, barnyard			R	1-3
Smartweed				
ladysthumb	C		4	1-3
Pennsylvania	C		4	1-3
Spurge				
prostrate	C		4	1-3
spotted	C		4	1-3
Sunflower	C*		4	1-3
Velvetleaf	C*		4	1-3
Thistle, Canada			R	1-3

*When PURSUIT W is soil applied, these weeds are more consistently controlled by preplant incorporated treatments.

DO NOT count cotyledon leaves when determining weed stage of growth.

GRASS WEEDS*

Weeds Controlled**	SOIL APPLIED	POSTEMERGENCE	
		Maximum Leaf Stage	Size (inches)
Barnyardgrass	R	3	1-3
Crabgrass,			
large	R	3	1-3
smooth	R	3	1-3
Cupgrass, woolly		3	1-3
Foxtail,			
giant	C	6	1-6
green	C	3	1-3
yellow	C	3	1-3
Goosegrass	R		
Johnsongrass,			
seedling	C	6	1-8
rhizome		R	6-12
Millet, wild proso	R	R	1-3
Panicum,			
fall	R		
Texas	R		
Red rice		3	1-3
Sandbur, field	R	R	≤1
Shattercane	R	6	1-8
Signalgrass, broadleaf	R	4	1-8
Sorghum alnum	R	6	1-3

SEDGES

Nutsedge			
purple	R	R	1-3
yellow	R	R	1-3

* Preplant incorporated treatments of PURSUIT W are more consistent for grass control.

** PURSUIT W controls many grass species. However, when heavy grass pressure is anticipated, a soil applied grass herbicide underlay (such as PROWL® 3.3EC herbicide, Dual³, Eradicane⁸, Frontier⁶, Harness⁴, Lasso⁴, or Surpass⁸) is recommended for optimum control. DO NOT incorporate PROWL 3.3EC herbicide; apply preemergence or early postemergence only. PURSUIT W may also be used in sequential programs with registered burndown herbicides and/or soil applied atrazine-containing products.

TANK-MIXTURE HERBICIDE COMBINATIONS WITH PURSUIT W (Postemergence)

Accent ^Δ	Dual
Atrazine ^{*,**}	Frontier
Banvel ^{6*,***}	Lasso ⁴ EC, Lasso MT
Basagran ^{6,*}	Marksman ^{6*}
Buctril ^{*,**}	PROWL 3.3 EC
Clarity ^{6*,***}	

DO NOT use crop oil concentrates as adjuvants in PURSUIT W combinations with Buctril.

PURSUIT W is active against many broadleaf and grass species. However, for long term weed management, alternate mode of action herbicides are recommended with PURSUIT W. The application of a soil applied grass herbicide underlay will control grass weeds not on the PURSUIT W herbicide label and enhance the control of certain broadleaf weeds such as common lambsquarters.

When PURSUIT W is used in combination with another herbicide, refer to the respective label for rates, methods of application, proper timing, weeds controlled, restrictions and precautions. Always use in accordance with the more restrictive label restrictions and precautions. No label dosages should be exceeded. PURSUIT W cannot be mixed with any product containing a label prohibiting such mixtures.

- Δ If Accent is used in combination with PURSUIT W on Pioneer imidazolinone-resistant (IR) corn, any registered soil insecticide applications may be used. If PURSUIT W plus Accent tank-mixes are used on imidazolinone -tolerant (IT) hybrids, DO NOT use COUNTER[®] 15G. Other registered organophosphate insecticides such as COUNTER[®] CR[®] (banded applications only) or THIMET[®] or other registered carbamate or pyrethroid insecticides may be used when PURSUIT W plus Accent tankmixes are applied to IT corn hybrids.
- * In some cases the grass activity of PURSUIT W will be reduced when used in combination with atrazine, Buctril, Banvel, Basagran, Clarity, or Marksman.
- ** Some corn leaf burn may result with Buctril or atrazine postemergence combinations with PURSUIT W
- *** Applications of Banvel or Clarity herbicide to corn during periods of rapid growth may result in temporary leaning.

RED KIDNEY BEANS - DIRECTIONS FOR USE

PURSUIT W HERBICIDE USE AREA

PURSUIT W may be used on RED KIDNEY beans in California only.

APPLICATION RATE AND TIMING

Postemergence Applications:

Apply PURSUIT W at the rate of 3 ounces per acre. A non-ionic surfactant must be added to the spray solution. The nonionic surfactant must contain at least 80% active ingredient and should be used at a rate of 2 pints per 100 gallons of spray mixture.

Apply PURSUIT W herbicide when weeds are actively growing and red kidney beans have at least 1 fully expanded trifoliolate leaf. DO NOT apply PURSUIT W postemergence when the crop and weeds have been subjected to stress conditions such as temperature or moisture extremes.

For maximum weed control, cultivate 7-10 days following a postemergence PURSUIT W application. This timely cultivation will enhance residual weed control, especially under dry conditions.

DO NOT APPLY PURSUIT POSTEMERGENCE BEFORE CROP HAS AT LEAST ONE TRUE LEAF OR CROP INJURY (REDUCED CROP GROWTH AND/OR DELAYED MATURITY) MAY RESULT.

WEEDS CONTROLLED

When applied as directed, PURSUIT will control or reduce competition from the weeds listed below. Refer to the MIXING INSTRUCTIONS section for recommendations when weeds are at the maximum recommended growth stage, or are under stress.

(The number under Maximum Leaf Stage indicates the MAXIMUM number of leaves at which weeds should be sprayed postemergence).

WEEDS

Weeds Controlled	POSTEMERGENCE	
	Maximum Leaf Stage	Size (inches)
Kochia	4	1-3
Mustard, wild	4	1-3
Nightshade,		
black	4	1-3
Eastern black	4	1-3
hairy	4	1-2
Pigweed,		
redroot	4	1-3

Refer to the PRECAUTIONS section for additional instructions.

**SUCCULENT PEAS, DRY EDIBLE PEAS, LENTILS, CHICKPEAS, AND LIMA BEANS -
DIRECTIONS FOR USE**

PURSUIT W HERBICIDE USE AREA

PURSUIT W may be used on succulent peas, dry edible peas (including chickpeas), and lima beans in Washington (Adams, Asotin, Columbia, Garfield, Lincoln, Spokane, Walla Walla and Whitman counties), Idaho (Benewah, Clearwater, Idaho, Kootenai, Latah, Lewis, and Nez Perce counties), Oregon (Gilliam, Morrow, Union, Umatilla and Wallowa counties) and Montana only.

APPLICATION RATE AND TIMING

Preplant Incorporated Applications:

Apply PURSUIT W at the broadcast rate of 3 ounces per acre within 1 week before planting. DO NOT incorporate deeper than 3 inches.

Preemergence Applications:

Apply PURSUIT W at the broadcast rate of 3 ounces per acre after planting, but prior to crop emergence.

PURSUIT W may be tank-mixed with Sencor⁹ DF or Lexone² DF to assist in the control of lambsquarters or mayweed-chamomile (dogfennel). Refer to the Sencor or Lexone label for proper application rates and restrictions.

WEEDS CONTROLLED

Weeds Controlled	Preplant Incorporated	Preemergence
Buckwheat, wild	C	C
Kochia	C	C
Lambsquarters, common	C	C
Mustard, wild	C	C
Nightshade,		
black	C	C
Eastern black	C	C
hairy	C	C
Pigweed, redroot	C	C
Shepherdspurse	C	C
Thistle, Russian	C	C

NOTE: C = Control

Refer to the PRECAUTIONS section for additional instructions.

ROTATIONAL CROP GUIDELINE

The following rotational crops may be planted after applying PURSUIT W at the recommended rate: (Planting earlier than the recommended interval may result in crop injury).

1. Anytime
 - Lima beans Soybeans
 - Southern peas Peanuts
 - IMI-CORN (resistant/tolerant to PURSUIT W)
2. Four months after PURSUIT W application:
 - Alfalfa Wheat
 - Rye Edible beans and peas (other than lima beans and Southern peas)
3. Nine and one-half months after PURSUIT W application:
 - Barley Field corn
 - Tobacco Field corn grown for seed
4. Eighteen months after PURSUIT W application:
 - Cotton Safflower
 - Lettuce Sorghum
 - Oats Sunflower
 - Popcorn Sweet corn
5. Twenty six months after PURSUIT W application.
 - Potatoes
6. Forty months after PURSUIT W application.
 - All crops not listed elsewhere in this ROTATIONAL CROP GUIDELINE*

*Following forty months after a PURSUIT W application, and before planting any crop not listed elsewhere in the ROTATIONAL CROP GUIDELINE, a successful field bioassay must be completed. The field bioassay consists of a test strip of the intended rotational crop planted across the previously treated field and grown to maturity. The test strip should include low areas and knolls, and include variations in soil such as type and pH). If no crop injury is evident in the test strip, the intended rotational crop may be planted the following year.

Sugarbeet production can be reduced when grown in soil conditions with a pH less than 6.5. If the field is limed to adjust pH prior to planting rotational crops not listed in the ROTATIONAL CROP GUIDELINE, apply the lime at least 12 months prior to planting the rotational crop.

Use of PURSUIT W herbicide in accordance with label directions is expected to result in normal growth of rotational crops in most situations; however, various environmental and agronomic factors make it impossible to eliminate all risks associated with the use of this product and, therefore, rotational crop injury is always possible.

EXCEPTIONS TO THE ROTATIONAL CROP GUIDELINE

When PURSUIT W is applied at no more than 3 ounces per acre to succulent peas, dry edible peas, lentils, chickpeas or lima beans in the use area described for Washington, Oregon, Idaho and Montana, the following rotational restrictions apply:

- Chickpeas, lentils and peas may be planted anytime following a PURSUIT W application.
- Snap beans may be planted 3 months and barley 4 months following an application of PURSUIT W.

PRECAUTIONS

IMI-CORN

There should be an interval of at least 45 days between an application of PURSUIT W and corn harvest (silage, fodder, or grain). DO NOT graze or feed treated corn forage, silage, fodder, or grain for at least 45 days after an application of PURSUIT W.

All soil insecticides, including labeled banded or in-furrow applications, may be used in combination with Pioneer imidazolinone resistant (IR) corn hybrids.

Imidazolinone tolerant hybrids from other seed companies may occasionally exhibit injury symptoms when soil insecticides are used in combination with PURSUIT W. DO NOT USE COUNTER® 15G systemic insecticide-nematicide in-furrow with imidazolinone tolerant corn hybrids. Other registered organophosphate insecticides such as banded applications of COUNTER 15G, COUNTER® CR® or THIMET® soil and systemic insecticide, or in-furrow applications of COUNTER CR or other registered carbamate or pyrethroid insecticides may be used in combination with PURSUIT W applications. American Cyanamid has not tested all hybrids in which the imidazolinone tolerance trait is claimed and cannot be responsible for factors which are beyond its control, such as growing conditions, environmental conditions, grower practices and the specific genetics of each hybrid tolerance to PURSUIT W and insecticide applications.

Alfalfa

Do not feed, graze or harvest alfalfa for 30 days following an application of PURSUIT W to alfalfa.

Edible Vegetable Legumes

DO NOT apply to edible legumes by air.

Allow at least 30 days between application and harvest of succulent peas and lima beans.


Allow at least 60 days between application and harvest of red kidney beans, dry edible peas, chickpeas, lentils, and pinto beans.

General (all crops)

Except where stated on a Supplemental Label or in this label, DO NOT apply products containing flumetsulam (Broadstrike + Dual, Broadstrike Plus Corn), or products containing imazethapyr (CONTOUR®, RESOLVE®, PURSUIT® W DG, PURSUIT® PLUS EC) the same year as PURSUIT W or injury to follow crops may occur.

Only rotational crops harvested at maturity may be used for feed or food.

In the event of a crop loss due to weather, soybeans, peanuts or IMI-CORN or edible beans or peas can be replanted. DO NOT work the soil deeper than 2 inches.



- 1 Broadstrike and Lorsban are trademarks of DowElanco.
- 2 Accent, Basic, Classic, Concert, Pinnacle, Lexone, and Staple are trademarks of E.I. duPont de Nemours & Co., Inc.
- 3 Exceed and Dual are trademarks of Novartis Corporation.
- 4 Permit, Lasso, and Harness are trademarks of Monsanto Agricultural Company.
- 5 SUN-IT II is a trademark of Agsco, Inc.
- 6 Banvel, Marksman, Clarity, Frontier, Poast, Poast Plus, and Basagran are trademarks of BASF Corporation.
- 7 Buctril is a trademark of Rhone-Poulenc.
- 8 Eradicane and Surpass are trademarks of Zeneca, Inc.
- 9 Sencor is a trademark of Bayer Corporation.
- ® Registered trademarks of American Cyanamid Company.

For additional information regarding the use of PURSUIT W herbicide, call telephone no. 800-942-0500.

American Cyanamid Company
 North American Agricultural Products Division
 Crop Protection Products Department
 One Campus Drive, Parsippany, NJ 07054 ©1998

PURSUIT® W herbicide

Supplemental Labeling

ACCEPTED

with label

JUN 23 1983

Under the Federal Insecticide, Fungicide, and Rodenticide Act, as amended, for the pesticide registered under EPA Reg. No. 241-385

EPA Reg. No. 241-385

FOR USE IN ALFALFA

AERIAL APPLICATION OF PURSUIT W TO ALFALFA IN SELECTED COUNTIES OF CALIFORNIA

OBSERVE ALL PRECAUTIONARY STATEMENTS IN THE PURSUIT W LABEL BEFORE USING. SEE THE PURSUIT W LEAFLET LABEL FOR PRECAUTIONS, WORKER PROTECTION STANDARD REQUIREMENTS, APPLICATION INFORMATION, WEEDS CONTROLLED, USES WITH OTHER PRODUCTS AND ROTATIONAL CROP RESTRICTIONS.

DIRECTIONS FOR USE

It is a violation of Federal law to use this product in a manner inconsistent with its labeling. The use of PURSUIT W herbicide not consistent with this labeling may result in injury to crops. This label must be in the possession of the user at the time of herbicide application.

GENERAL INFORMATION

PURSUIT W is labeled for weed control in alfalfa. Applications may be made to seedling alfalfa (minimum of 2 trifoliolate leaf stage), or to established alfalfa following cuttings. Good leaf surface coverage is essential for weed control. Ground applications have been consistently effective. When weather conditions prevent ground applications, PURSUIT W may be applied by air. Weed control is most effective when applied to small weeds, generally 2-3 inches in size. Stress conditions (including cold temperatures) may reduce weed control. Refer to the leaflet label for weeds controlled. This label allows for aerial applications of PURSUIT W in the counties of California listed below.

USE AREA

PURSUIT W may be applied by air in the following counties only: Fresno, Tulare, Kern, Kings, Madera and Merced.

AERIAL APPLICATION

Uniformly apply with properly calibrated aerial equipment in 5 or more gallons of water per acre. When applied POSTEMERGENCE, the addition of an adjuvant is required for optimum weed control. Apply a crop oil concentrate at the rate of 1.25 gallons per 100 gallons of spray solution OR a non-ionic surfactant at the rate of 1 quart per 100 gallons of spray solution.

(see reverse side)

To avoid injury to sensitive crops from drift, aerial applicators must adhere to the following **SPECIAL AERIAL USE DIRECTIONS:**

- Always use a drift control agent to minimize spray drift.
- Do not apply within 100 feet of other crops (see directions for sensitive crops below).
- If fields are less than 100 acres in size, application by helicopter is recommended.
- Nozzle height above ground must be a maximum of 10 feet.
- Nozzles must be pointed toward the rear of the aircraft. The downward angle of the nozzle should not be greater than 20 degrees.
- To minimize wing-tip vortex roll, nozzles or spray boom must not be located any closer to end of wing or rotor than three-fourths the distance from the center of the aircraft.
- Use a maximum spray pressure of 40 psi.
- DO NOT apply when inversion conditions exist.
- DO NOT spray when wind velocity is greater than 5 mph. Coarse sprays (larger droplets) are less likely to drift.

SENSITIVE CROP PRECAUTIONS

PURSUIT W may cause injury to non-target plants. FOLLOW THE PRECAUTIONS BELOW WHEN APPLYING PURSUIT W BY AERIAL APPLICATION.

- Maintain a downwind buffer zone of at least a half mile from sensitive crops including vegetables, fallow vegetable beds, sugarbeets, trees or vines which have broken dormancy or are in bloom, or other desirable vegetation.
- For upwind and side borders, maintain a minimum buffer zone of 150 feet from sensitive crops listed above.

Applicator is responsible for any loss or damage which results from spraying PURSUIT W in a manner other than recommended in this labeling. In addition, applicator must follow all applicable state and local regulations and ordinances in regard to spraying.



American Cyanamid Company
North America Agricultural Products Division
Crop Protection Products Department
One Campus Drive
Parsippany, NJ 07054 © 1998

®Registered Trademark of American Cyanamid Company

PE-XXXXXX 6/98

8155