

241-374

03-08-2011

1
11



UNITED STATES ENVIRONMENTAL PROTECTION AGENCY
WASHINGTON, D.C. 20460-0001

OFFICE OF CHEMICAL SAFETY
AND POLLUTION PREVENTION

March 8, 2011

Mr. Warren L. Smith,
Product Registration Manager
BASF Corporation
26 Davis Drive
Research Triangle Park, NC 27709-3528

**Subject: Amended Master Labeling; Direct Response to Call with Carmen Rodia on February 2, 2011
Pylon® Miticide-Insecticide, EPA Reg. No. 241-374
Your Submission Dated February 22, 2011**

Dear Mr. Smith:

The labeling referred to above, submitted in connection with registration under the Federal Insecticide, Fungicide and Rodenticide Act, as amended, is acceptable with the following label revision provision(s):

First Aid Statement section comment(s), page 2 of 10:

1. Revise the 2nd sentence from within the "HOTLINE NUMBER" subsection to read "For additional information on this product (including health concerns, medical emergencies or pesticide incidents), you may call 1-800-832-HELP (4357), twenty-four (24) hours per day, seven (7) days per week."

Directions for Use, Ornamental Crops Grown in Commercial Greenhouses subsection comment(s), page 5 of 10:

2. For the sake of labeling consistency, relocate the newly inserted "Greenhouse Ornamentals Use Restrictions" text box so that it appears immediately following the existing "Application Instructions" subsection.

A copy of your label stamped "Accepted with Comments" is enclosed for your records. Please submit two (2) copies of the final printed labeling, incorporating the above changes, before releasing the product for shipment. If these conditions are not complied with, the registration will be subject to cancellation in accordance with section 6(e) of FIFRA. Your release for shipment of the product bearing amended labeling constitutes accepting of these conditions.

If you have any questions about this label review, please contact Mr. Carmen J. Rodia, Jr. at (703) 306-0327 or via e-mail at Rodia.Carmen@epa.gov.

Sincerely yours,

Richard J. Gebken
Product Manager (10)
Insecticide Branch
Registration Division (7504P)

Enclosure: Label stamped "Accepted with Comments"

000241-00374 D445682

Group 13 Insecticide

Pylon®

miticide-insecticide

For use only on ornamental crops and fruiting vegetable crops grown in commercial greenhouses

Active Ingredient:

Chlorfenapyr: 4-bromo-2-(4-chlorophenyl)-1-(ethoxymethyl)-5-(trifluoromethyl)-1H-pyrrole-3-carbonitrile 21.4%

Other Ingredients: 78.6%

Total: 100.0%

8 fluid ounces contains 0.125 pounds of active ingredient

EPA Reg. No. 241-374

EPA Est. No. _____

**KEEP OUT OF REACH OF CHILDREN
CAUTION/PRECAUCION**

Si usted no entiende la etiqueta, busque a alguien para que se la explique a usted en detalle. (If you do not understand the label, find someone to explain it to you in detail.)

See inside for complete **First Aid, Precautionary Statements, Directions For Use, Conditions of Sale and Warranty,** and state-specific crop and/or use site restrictions.

Net Contents:

BASF Corporation
26 Davis Drive
Research Triangle Park, NC 27709

ACCEPTED
With COMMENTS
In EPA Letter Dated:
March 8, 2011
Under the Federal Insecticide, Fungicide
and Rodenticide Act, As amended, for the
pesticide Registered under EPA Reg. No:
241-374

 **BASF**
The Chemical Company

FIRST AID

| | |
|-------------------------------|--|
| If swallowed | <ul style="list-style-type: none"> • Call a poison control center or doctor immediately for treatment advice. • Have person sip a glass of water if able to swallow. • DO NOT induce vomiting unless told to do so by the poison control center or doctor. • DO NOT give anything by mouth to an unconscious person. |
| If on skin or clothing | <ul style="list-style-type: none"> • Take off contaminated clothing. • Rinse skin immediately with plenty of water for 15 to 20 minutes. • Call a poison control center or doctor for treatment advice. |
| If inhaled | <ul style="list-style-type: none"> • Move person to fresh air. • If person is not breathing, call 911 or an ambulance; then give artificial respiration, preferably by mouth to mouth, if possible. • Call a poison control center or doctor for further treatment advice. |
| If in eyes | <ul style="list-style-type: none"> • Hold eyes open and rinse slowly and gently with water for 15 to 20 minutes. • Remove contact lenses, if present, after the first 5 minutes; then continue rinsing eyes. • Call a poison control center or doctor for treatment advice. |

HOTLINE NUMBER

Have the product container or label with you when calling a poison control center or doctor or going for treatment. **For additional information on this product (including health concerns, medical emergencies or pesticide incidents), you may call 1-800-832-HELP (4357), day or night.**

Precautionary Statements

Hazards to Humans and Domestic Animals

CAUTION. Harmful if swallowed, inhaled or absorbed through the skin. Causes moderate eye irritation. Avoid breathing vapors or spray mist. Avoid contact with skin, eyes or clothing. Wash hands thoroughly with soap and water after handling and before eating, drinking, chewing gum, using tobacco, or using the toilet. Remove and wash contaminated clothing before reuse.

Personal Protective Equipment (PPE)

Some materials that are chemical-resistant to this product are listed below. If you want more options, follow instructions for **Category C** on an EPA chemical resistance category selection chart.

Applicators and others handlers must wear:

- Long-sleeved shirt and long pants
- Chemical-resistant gloves, such as barrier laminate, butyl rubber, nitrile rubber, neoprene rubber, polyvinyl chloride (PVC) or Viton (≥14 mils)
- Shoes plus socks

Follow manufacturer's instructions for cleaning/maintaining PPE. If no such instructions for washables exist, use detergent and hot water. Keep and wash PPE separately from other laundry. Discard clothing and other absorbent materials that have been drenched or heavily contaminated with the product's concentrate. **DO NOT** reuse them.

Engineering Controls Statement

When handlers use closed systems or enclosed cabs in a manner that meets the requirements of the Worker Protection Standard (WPS) for agricultural pesticides (40 CFR 170.240 (d) (4-6)), the handler PPE requirements may be reduced or modified as specified in the WPS.

IMPORTANT: When reduced PPE is worn because a closed system is being used, handlers must be provided all PPE specified above for **applicators and other handlers** and have such PPE immediately available for use in an emergency, such as a spill or equipment breakdown.

USER SAFETY RECOMMENDATIONS

Users should:

- Wash hands thoroughly before eating, drinking, chewing gum, using tobacco or using the toilet.
- Remove contaminated clothing/PPE immediately. Then wash thoroughly and put on clean clothing.
- Remove PPE immediately after handling this product. Wash the outside of gloves before removing. As soon as possible, wash thoroughly and change into clean clothing.

Environmental Hazards

This pesticide is toxic to aquatic organisms, birds, and wildlife. **DO NOT** apply directly to water or to areas where surface water is present. Avoid spraying ponds or aquaria containing fish. Runoff from treated areas may be hazardous to aquatic organisms in neighboring areas.

This product is toxic to bees exposed to direct treatment on blooming crops or weeds. **DO NOT** apply this product or

allow it to drift to blooming crops or weeds if bees are visiting the treatment area.

DO NOT contaminate water by cleaning of equipment or when disposing of equipment washwaters or rinsate.

DO NOT discharge effluent containing this product into lakes, streams, ponds, estuaries, oceans, or other waters unless in accordance with the requirements of a National Pollutant Discharge Elimination System (NPDES) permit and the permitting authority has been notified in writing prior to discharge. **DO NOT** discharge effluent containing this product to sewer systems without previously notifying the local sewage treatment plant authority. For guidance contact your State Water Board or regional office of the EPA.

Physical or Chemical Hazards

DO NOT apply this product around electrical equipment due to the possibility of shock hazard.

Directions For Use

It is a violation of federal law to use this product in a manner inconsistent with its labeling.

USE RESTRICTIONS

- Apply this product only as specified on this label.
- **DO NOT** apply this product in a way that will contact workers or other persons, either directly or through drift. Only protected handlers may be in the treated area during application.
- **DO NOT** contaminate food or feedstuffs.
- **DO NOT** compost any discarded plant materials that have been treated with this product.
- **DO NOT** apply this product through any type of irrigation system.
- **DO NOT** tank mix with products that contain a label prohibition against tank mixing.
- **DO NOT** apply more than three (3) applications of **Pylon® miticide-insecticide** during a crop growing cycle.
- **DO NOT** apply more than 39 fl ozs of **Pylon** (0.6 lb ai) per acre, per crop growing cycle in fruiting vegetables. See additional use restrictions and phytotoxicity information within Ornamental Crops and Fruiting Vegetable Crops sections.

Pylon cannot be used to formulate, reformulate or repack-age into any other pesticide product without the written permission of BASF Corporation.

It is unlawful to use this product on anything other than ornamental crops or fruiting vegetable crops grown in commercial greenhouses.

For any requirements specific to your state or tribe, consult the agency responsible for pesticide regulation.

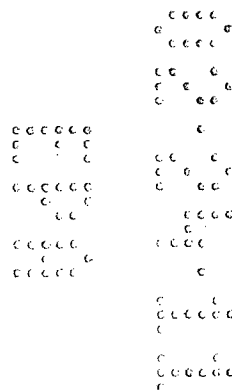
AGRICULTURAL USE REQUIREMENTS

Use this product only in accordance with its labeling and with the Worker Protection Standard, 40 CFR part 170. This Standard contains requirements for the protection of agricultural workers on farms, forests, nurseries, and greenhouses, and handlers of agricultural pesticides. It contains requirements for training, decontamination, notification, and emergency assistance. It also contains specific instructions and exceptions pertaining to the statements on this label about personal protective equipment (PPE), and restricted entry interval.

DO NOT enter or allow worker entry into treated areas during the restricted entry interval (REI) of **12 hours**.

PPE required for early entry into treated areas that is permitted under the Worker Protection Standard and that involves contact with anything that has been treated, such as plants, soil or water is:

- Coveralls
- Chemical-resistant gloves, such as barrier laminate, butyl rubber, nitrile rubber, neoprene rubber, polyvinyl chloride (PVC) or Viton (≥14 mils)
- Shoes plus socks



STORAGE AND DISPOSAL

DO NOT contaminate water, food or feed by storage or disposal.

Pesticide Storage

Keep this product in its tightly closed original container, when not in use. **DO NOT** store below 32° F. **DO NOT** store in direct sunlight. Store in a cool, dry (preferably locked) area that is inaccessible to children and animals.

Pesticide Disposal

Wastes resulting from the use of this product may be disposed of on-site or at an approved waste disposal facility.

Container Disposal

Nonrefillable Container. DO NOT reuse or refill this container. Triple rinse or pressure rinse container (or equivalent) promptly after emptying (see rinsing instructions below).

Triple rinse containers small enough to shake (capacity ≤ 5 gallons) as follows: Empty the remaining contents into application equipment or a mix tank and drain for 10 seconds after the flow begins to drip. Fill the container 1/4 full with water and recap. Shake for 10 seconds. Pour rinsate into application equipment or a mix tank, or store rinsate for later use or disposal. Drain for 10 seconds after the flow begins to drip. Repeat this procedure two more times. Offer for recycling if available for reconditioning if appropriate, or puncture and dispose of in a sanitary landfill, or by other procedures approved by state and local authorities.

Pressure rinse as follows: Empty the remaining contents into application equipment or mix tank and continue to drain for 10 seconds after the flow begins to drip. Hold container upside down over application equipment or mix tank, or collect rinsate for later use or disposal. Insert pressure rinsing nozzle in the side of the container and rinse at about 40 PSI for at least 30 seconds. Drain for 10 seconds after the flow begins to drip. Offer for recycling if available for reconditioning if appropriate, or puncture and dispose of in a sanitary landfill, or by other procedures approved by state and local authorities.

In Case of Emergency

In case of large-scale spillage regarding this product, call:

- CHEMTREC 1-800-424-9300
- BASF Corporation 1-800-832-HELP (4357)

In case of medical emergency regarding this product, call:

- Your local doctor for immediate treatment
- Your local poison control center (hospital)
- BASF Corporation 1-800-832-HELP (4357)

Steps to be taken in case material is released or spilled:

- Dike and contain the spill with inert material (sand, earth, etc.) and transfer liquid and solid diking material to separate containers for disposal.
- Keep the spill out of all sewers and open bodies of water.

Mode of Action

Pylon® miticide-insecticide is a member of the class of miticides-insecticides known as Pyrroles. **Pylon** has good contact and excellent stomach activity. **Pylon** uncouples oxidative phosphorylation, preventing conversion of ADP to ATP, and the mite or insect dies from the inability to generate its own energy.

Resistance Management

- **DO NOT** apply more than two (2) consecutive applications of **Pylon** before rotating to a chemical with a different mode of action.
- **DO NOT** apply **Pylon** to consecutive crops in a greenhouse structure unless applied in combination with other effective miticides/insecticides with a different mode of action.
- Crop protection chemicals should always be used in resistance pest management programs that are suitable for the crop pest complex involved. Any pest management program undertaken should coordinate different chemistry classes of insecticides in their spray schedules, thorough coverage of targeted crop/pest(s), use of proper chemical rates per label directions, monitoring pest populations, and other factors as conditions warrant. Consult your Cooperative Extension Service for suggestions on minimizing insect resistance.

Ornamental Crops Grown in Commercial Greenhouses

Mixing Instructions

Shake container prior to use. Use a calibrated measuring device to measure the required amount of **Pylon**. Dilute **Pylon** in sufficient water to give thorough spray coverage of ornamental crop. Add product to clean water in partially filled spray tank while agitating. Fill the tank with remainder of the water and continue agitation. If tank mixes are used, **Pylon** must be fully dispersed in water first, followed by the addition of the tank mixed materials.

Application Instructions

- Apply specified dosage using sufficient water to obtain uniform and complete coverage of foliage.
- **Pylon** is not ovicidal. **Pylon** should be used in combination with a registered ovicidal miticide or insecticide when moderate to high populations of eggs are present at time of application.

**IMPORTANT NOTE:
PHYTOTOXICITY NOTICE:**

Pylon® miticide-insecticide has been evaluated on a wide range of ornamental plants according to the use directions on this label with no phytotoxicity observed. Not all plant species and their varieties and cultivars have been tested for tolerance to applications of **Pylon**, possible tank mix combinations of **Pylon**, pesticide treatments preceding or following those of **Pylon**, and combinations of **Pylon** with adjuvants or surfactants. Local conditions can also influence plant tolerance and may not match those under which BASF has conducted testing.

To minimize the risk of injury to ornamentals:


- **Avoid application to plugs in their early stages of development** (1 to 2 leaf) as phytotoxicity may develop to some tender crops. If application is intended for this plant stage, test **Pylon** on a small number of plants before doing large scale treatments because phytotoxicity can occur to plugs in their early stages of development (1 to 2 leaf).
- Make applications prior to blooming or avoid blooms where possible. Apply in the coolest times of the day.
- **All tank mixes with additives or other pesticide products must be evaluated for phytotoxicity prior to application. Additives, including spray adjuvants, are not necessary for use with Pylon.** Crop oils, surfactants and fertilizer adjuvants have been shown to increase the likelihood of phytotoxicity and are not recommended with this product. If greenhouses are under high temperature conditions, use caution whenever including an additive with **Pylon** because plant injury potential can increase. **DO NOT** tank mix with products that contain a label prohibition against tank mixing. It is unlawful to tank mix this product if the tank mix will be used outdoors. Apply the tank mix to a small area (8 to 12 plants) and evaluate for 3 to 5 days before attempting a large-scale spray to make certain that no phytotoxicity occurs.

Plants listed in the following table have been found, under certain circumstances, to be less tolerant to **Pylon** when used as label directed. **Therefore, applications to these species are made at grower risk.**


| Ornamental Plant Species where Phytotoxicity is Likely to Occur Following Pylon Application | |
|--|--------------------------------|
| Dianthus (including carnations, pinks and Sweet William varieties) | <i>Dianthus</i> spp. |
| Kalanchoe | <i>Kalanchoe blossfeldiana</i> |
| Poinsettia | <i>Euphorbia pulcherrima</i> |
| Roses | <i>Rosa</i> spp. |
| Salvia | <i>Salvia</i> spp. |
| Zinnia | <i>Zinnia</i> spp. |

Greenhouse Ornamentals Use Restrictions

- For greenhouse ornamental production, apply **Pylon** according to product guidelines and restrictions stated in the **Use Restrictions** and **Resistance Management** sections.
- **DO NOT** apply more than 41 fl ozs of product/100 gals/crop/season or 0.64 lb of active ingredient/100 gals/crop/season in greenhouse ornamentals.



Application Rates¹ and Instruction Remarks
Greenhouse Ornamentals (non-food plants)

| Target Pests | Rate (fl ozs of Pylon [®] miticide- insecticide/100 gals) | Rate (lbs ai/100 gals) | Remarks |
|---|---|---------------------------|--|
| <p>Spider mites², including:</p> <p>Two-spotted spider mite <i>Tetranychus urticae</i> and other <i>Tetranychus</i> sp.</p> <p>Broad mite <i>Polyphagotarsonemus latus</i></p> <p>Citrus budmite <i>Eriophyes sheldoni</i></p> <p>Cyclamen mite <i>Phytonemus pallidus</i></p> <p>Rust mite <i>Phyllocoptruta</i> sp., <i>Epitrimerus</i> sp. and <i>Aculus</i> sp.</p>  | 2.6 to 5.2 | 0.04 to 0.08 | <p>When mite populations are high in several areas of the greenhouse or throughout several crops within one greenhouse structure, apply Pylon at 5.2 fl ozs/100 gals (0.08 lb ai/100 gals) and make a sequential application at 5 to 7 days after the first application.</p> <p>Pylon is not systemic and does not translocate throughout the plant. However, Pylon moves rapidly from the top to the underside of a leaf to control spider mites, larvae and nymphs emerging from eggs. Pylon will be diluted in rapidly expanding, new foliage as compared to the concentration in the leaf surface at the time of application. Make two consecutive applications of Pylon within 5 to 7 days when under high mite pressure.</p> <p>Low to moderate populations of spider mites can be controlled for 14 to 21 days with one Pylon application at 2.6 to 5.2 fl ozs.</p> <p>Make only one sequential application at 5- to 7-day intervals when necessary. See Use Restrictions and Resistance Management sections for additional instructions.</p> <p>Use sufficient spray volume to ensure thorough coverage. Apply when pests first appear, before crop damage occurs.</p> |
| <p>Caterpillars, including:</p> <p>Beet armyworm <i>Spodoptera exigua</i></p> <p>Cabbage looper <i>Trichoplusia ni</i></p> <p>Soybean looper <i>Psuedoplusia includens</i></p> | 2.6 to 6.4 | 0.04 to 0.10 | <p>Use sufficient spray volume to ensure thorough coverage. Apply when pests first appear, before crop damage occurs.</p> |

(continued)

Application Rates¹ and Instruction Remarks
Greenhouse Ornamentals (non-food plants) *(continued)*

| Target Pests | Rate (fl ozs of Pylon [®] miticide- insecticide/100 gals) | Rate (lbs ai/100 gals) | Remarks |
|--|---|---------------------------|--|
| Foliar nematodes <i>Aphelenchoides</i> spp. | 5.2 to 10 | 0.08 to 0.16 | <p>Make initial application (5.2 fl ozs of Pylon/100 gals) at first signs of plant damage or nematodes, followed by a second application (5.2 fl ozs of Pylon/100 gals) at 7 to 14 days.</p> <p>A third application (5.2 fl ozs of Pylon/100 gals) can be made at 4 to 6 weeks following the initial application if plant damage or nematodes are detected.</p> <p>A tank mix addition of an IGR (insect growth regulator) or second MOA (Mode of Action) product registered for this use is recommended.</p> |
| Fungus gnats <i>Bradysis</i> sp. | 5.2 to 10 | 0.08 to 0.16 | <p>Apply to early larval stage.</p> <p>Pylon does not control emerged adults, therefore a tank mix addition of an IGR or second MOA product registered for this use, such as a neonicotinoid chemistry, is recommended.</p> |
| Thrips, including: Chilli Thrips <i>Scirtothrips dorsalis</i> Hood Western flower thrips ² , <i>Frankliniella occidentalis</i> | 5.2 to 10 | 0.08 to 0.16 | <p>Treat when pests are immature and when populations are building, before crop damage occurs.</p> <p>Western flower thrips may be concealed in blooms and will be difficult to control.</p> <p>Chilli thrips are foliar feeders and sufficient spray volume, to ensure thorough coverage, must be used for optimum control.</p> <p>Alternation with other MOA products such as Overture[®] 35 WP insecticide or Mesuro[®] 75-W can help prevent resistance development. Incorporate an IGR such as Pedestal[®] novaluron insecticide in your spray program.</p> |

¹No more than three (3) applications (not more than 41 fl ozs of product/100 gals/crop/season or 0.64 lb of active ingredient/100 gals/crop/season) should be applied during a crop growing cycle (start to finish for one ornamental crop). Refer to the **Use Restrictions** and **Resistance Management** sections for specific application strategies.

²May require two (2) applications on a 5 to 7 day spray schedule at 5.2 fl ozs of **Pylon**/100 gals (0.08 lb ai/100 gals) under high mite pressure. Refer to the **Use Restrictions** and **Resistance Management** sections.

³Combinations with other effective insecticides will enhance overall control.

Fruiting Vegetable Crops Grown in Commercial Greenhouses

Pylon® miticide-insecticide is a broad-spectrum miticide-insecticide, which can be used to control insect pests on the following greenhouse grown fruiting vegetables: eggplant (*Solanum melongena*), groundcherry (*Physalis* spp.), pepino (*Solanum muricatum*), pepper (*Capsicum* spp.), tomatillo (*Physalis ixocarpa*) and tomato (*Lycopersicon esculentum*).

To control populations of multiple pests, use the rates required to control the most difficult insect. Use lower rates when populations are at action thresholds, i.e., prior to infestations causing economic injury, yet requiring treatment. Use higher rates when populations have reached economic injury levels for yield or quality.

Mixing Instructions

To assure a uniform spray solution, agitate or shake **Pylon** containers prior to use. Prepare no more spray mixture than is needed for the immediate operation. Add 1/2 to 3/4 of the required amount of clean water to the spray tank. Use a calibrated measuring device to measure the required amount of **Pylon**. Add **Pylon** to the spray tank while agitating. Fill the tank with the remainder of the water.

Compatibility

Pylon is compatible with a wide range of spray products, but the full range of compatibilities under local conditions is not known. Therefore, before using **Pylon** in any tank mixture, the compatibility of the mixture must be established. Add proportional amounts of each ingredient to a pint or quart jar. Cap, shake, and let set 15 minutes. Formation of precipitates that **DO NOT** redispense readily indicates an incompatible mixture and should not be used.

Tank Mixing

If tank mixes are used, **Pylon** must first be fully dispersed in water, followed by the addition of the tank mix materials. Follow all applicable directions, restrictions and precautions on the label for the tank mix partners. The most restrictive labeling applies when using a tank mix. **DO NOT** tank mix with products that contain a label prohibition against tank mixing. It is unlawful to tank mix this product if the tank mix will be used outdoors.

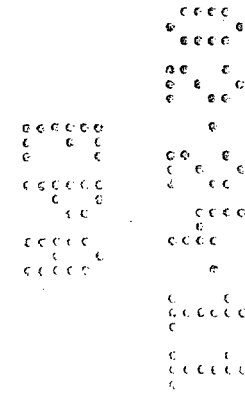

Application Instructions

- Maintain agitation during application.
- Apply specified dosage using sufficient water to obtain uniform and complete coverage of foliage.
- This product can be applied up to and including the day of harvest.

Greenhouse Fruiting Vegetable Use Restrictions

- For fruiting vegetable production, apply according to product guidelines and restrictions stated in the **Use Restrictions** and **Resistance Management** sections.
- Apply at least 5 to 7 days between each application.
- **DO NOT** apply more than 39 fl ozs of **Pylon** (0.6 lb ai) per acre, per crop growing cycle in fruiting vegetables.
- **DO NOT** apply this product as an ultra low volume (ULV) spray.
- **DO NOT** use on tomato varieties with a diameter of less than one (1) inch when mature.

**Application Rates¹ and Instruction Remarks
Greenhouse Fruiting Vegetables**

| Crop | Target Pests | Rate (fl ozs of Pylon® miticide-insecticide/A) | Rate (lbs ai/A) | Remarks |
|--|---|--|--------------------|--|
| Fruiting Vegetables Tomato Tomatillo Ground cherry Peppers Eggplant Pepinos | Caterpillars, including: Beet armyworm <i>Spodoptera exigua</i> Southern armyworm <i>S. eridania</i> Fall armyworm <i>S. frugiperda</i> Yellowstriped armyworm <i>S. ornithogalli</i> Tomato pinworm <i>Keiferia lycopersicella</i> Tomato fruitworm <i>Heliothis zea</i> Hornworms <i>Manduca quinquemaculata</i> Tobacco budworm <i>Heliothis virescens</i> Cabbage looper <i>Trichoplusia ni</i> Alfalfa looper <i>Autographa californica</i> | 6.5 to 13 | 0.10 to 0.20 | Apply as required by scouting. Repeat applications at an interval sufficient to maintain control. ² Adjust the spray schedule (usually 5 to 10 days) according to insect pressures. Use a longer time interval when infestations are light to moderate; shorten the time interval for heavier infestations. Use lower rates when populations are at action thresholds, i.e., prior to infestations causing economic injury yet requiring treatment. Use higher rates when populations have reached economic injury levels. |
| | Two-spotted spider mite <i>Tetranychus urticae</i> and other <i>Tetranychus</i> sp. Broad mite <i>Polyphagotarsonemus latus</i> | 6.5 to 13 | 0.10 to 0.20 |  |
| | Western flower thrips <i>Frankliniella occidentalis</i> Melon thrips <i>Thrips palmi</i> Onion thrips <i>Thrips tabaci</i> | 9.8 to 13 | 0.15 to 0.20 |  |

¹ Apply the specified rate to the crop in an application volume of between 5 and 100 gallons of water per acre. **DO NOT** apply more than 39 fl ozs of Pylon (0.6 lb ai) per acre, per crop growing cycle. Refer to the **Use Restrictions** and **Resistance Management** sections for specific application strategies.

² Allow at least 5 to 7 days between each application.

Conditions of Sale and Warranty

The **Directions For Use** of this product reflect the opinion of experts based on field use and tests. The directions are believed to be reliable and must be followed carefully. However, it is impossible to eliminate all risks inherently associated with the use of this product. Ineffectiveness or other unintended consequences may result because of such factors as weather conditions, presence of other materials, or use of the product in a manner inconsistent with its labeling, all of which are beyond the control of BASF CORPORATION ("BASF") or the Seller. To the extent consistent with applicable law, all such risks shall be assumed by the Buyer.

BASF warrants that this product conforms to the chemical description on the label and is reasonably fit for the purposes referred to in the **Directions For Use**, subject to the inherent risks, referred to above.

TO THE EXTENT CONSISTENT WITH APPLICABLE LAW, BASF MAKES NO OTHER EXPRESS OR IMPLIED WARRANTY OF FITNESS OR MERCHANTABILITY OR ANY OTHER EXPRESS OR IMPLIED WARRANTY.

TO THE EXTENT CONSISTENT WITH APPLICABLE LAW, BUYER'S EXCLUSIVE REMEDY AND BASF'S EXCLUSIVE LIABILITY, WHETHER IN CONTRACT, TORT, NEGLIGENCE, STRICT LIABILITY, OR OTHERWISE, SHALL BE LIMITED TO REPAYMENT OF THE PURCHASE PRICE OF THE PRODUCT.

TO THE EXTENT CONSISTENT WITH APPLICABLE LAW, BASF AND THE SELLER DISCLAIM ANY LIABILITY FOR CONSEQUENTIAL, EXEMPLARY, SPECIAL OR INDIRECT DAMAGES RESULTING FROM THE USE OR HANDLING OF THIS PRODUCT.

BASF and the Seller offer this product, and the Buyer and User accept it, subject to the foregoing **Conditions of Sale and Warranty** which may be varied only by agreement, in writing signed by a duly authorized representative of BASF.

PC309

LABEL LICENSE FOR Pylon® miticide-insecticide

Pylon is specially formulated and sold by BASF for the control of pests according to the **Directions For Use** on this label. The purchase price of **Pylon** includes a royalty whereby the purchaser acquires a prepaid license under U.S. Patent Nos. 5,310,938; 5,496,845; 6,242,613; and 6,417,372 under which purchaser agrees to employ the purchased quantity of **Pylon** only for the above-specified uses under BASF's United States patent rights and to provide notice of the terms and conditions of this license to any subsequent purchaser. Uses of **Pylon** other than those specified on this label are not licensed through the purchase of this product and the use of this product for other purposes may violate this license and patent rights of BASF.

Pylon is a registered trademark of BASF

Mesuroil is a registered trademark of Bayer AG, Germany

Overture is a registered trademark of Valent U.S.A. Corporation

Pedestal is a registered trademark of Makhteshim Agan

© 2011 BASF Corporation
All rights reserved.

000241-00374.20110208.NVA 2011-04-132-0021
Supersedes: NVA 2009-04-132-0171

BASF Corporation
26 Davis Drive
Research Triangle Park, NC 27709



The Chemical Company