

241-365

09/11/2008

1/20



UNITED STATES ENVIRONMENTAL PROTECTION AGENCY
WASHINGTON, D.C. 20460

OFFICE OF
PREVENTION, PESTICIDES AND
TOXIC SUBSTANCES

Jeffrey H. Birk Ph.D.
Regulatory Manager
BASF Corporation
26 Davis Drive
Research Triangle Park, NC 27709

SEP 11 2008

Subject: Label Notification(s) for Pesticide Registration Notices 2007-4 and 98-10
Addition of Pest

Dear Dr. Birk:

The Agency is in receipt of your Application(s) for Pesticide Notification under Pesticide Registration Notices (PRN) 2007-4 and 98-10 dated July 31, 2008 for:

EPA Registration 241-365 Plateau Herbicide

The Registration Division (RD) has conducted a review of this request for applicability under PR Notices 2007-4 and 98-10 and finds that the label changes requested falls within the scope of PR Notices 2007-4 and 98-10. The label has been date-stamped "Notification" and will be placed in our records.

Please be reminded that 40 CFR Part 156.140(a)(4) requires that a batch code, lot number, or other code identifying the batch of the pesticide distributed and sold be placed on nonrefillable containers. The code may appear either on the label (and can be added by non-notification/PR Notice 98-10) or durably marked on the container itself.

If you have any questions, please contact me directly at 703-305-6249 or Nicole Williams of my staff at 703-308-8893.

Sincerely,

Linda Arrington
Notifications & Minor Formulations Team Leader
Registration Division (7505P)
Office of Pesticide Programs

	United States Environmental Protection Agency Washington, DC 20460	<input type="checkbox"/> Registration <input type="checkbox"/> Amendment <input checked="" type="checkbox"/> Other	OPP Identifier Number
--	---	--	-----------------------

Application for Pesticide - Section I

1. Company/Product Number 241-365	2. EPA Product Manager James Tompkins	3. Proposed Classification <input type="checkbox"/> None <input type="checkbox"/> Restricted
4. Company/Product (Name) Plateau herbicide	PM# 25	
5. Name and Address of Applicant (Include ZIP Code) BASF 26 Davis Drive Research Triangle Park, NC 27709 <input type="checkbox"/> Check if this is a new address	6. Expedited Review. In accordance with FIFRA Section 3(c)(3) (b)(i), my product is similar or identical in composition and labeling to: EPA Reg. No. _____ NOTIFICATION _____ Product Name <u>SEP 1 1 2008</u>	

Section - II

<input type="checkbox"/> Amendment - Explain below. <input type="checkbox"/> Resubmission in response to Agency letter dated _____ <input checked="" type="checkbox"/> Notification - Explain below.	<input checked="" type="checkbox"/> Final printed labels in response to Agency letter dated _____ <input type="checkbox"/> "Me Too" Application. <input type="checkbox"/> Other - Explain below.
--	--

Explanation: Use additional page(s) if necessary. (For section I and Section II.)


Notification of container disposal label changes for Plateau herbicide (241-365) in compliance with PRN 2007-4 and addition of several weed species. This notification is consistent with the provisions of PR Notice 95-2 and EPA regulations at 40 CFR 152.46, and no other changes have been made to the labeling or the confidential statement of formula of this product. I understand that it is a violation of 18 U.S.C. Sec. 1001 to willfully make any false statement to EPA. I further understand that if this notification is not consistent with violation of FIFRA and I may be subject to enforcement action and penalties under sections 12 and 14 of FIFRA.

This notification is not subject to a fee under PRIA. Contact Jeff Birk at 919-547-2622 (phone), 919-547-2850 (fax) or by Email at jeffrey.birk@basf.com

Section - III

1. Material This Product Will Be Packaged In:				2. Type of Container	
Child-Resistant Packaging <input type="checkbox"/> Yes <input checked="" type="checkbox"/> No	Unit Packaging <input type="checkbox"/> Yes <input checked="" type="checkbox"/> No	Water Soluble Packaging <input type="checkbox"/> Yes <input checked="" type="checkbox"/> No			<input type="checkbox"/> Metal <input checked="" type="checkbox"/> Plastic <input type="checkbox"/> Glass <input type="checkbox"/> Paper <input type="checkbox"/> Other (Specify) _____
* Certification must be submitted		If "Yes" Unit Packaging wgt.	No. per container	If "Yes" Package wgt	No. per container
3. Location of Net Contents Information <input checked="" type="checkbox"/> Label <input type="checkbox"/> Container		4. Size(s) Retail Container 1.0, 2.5, 15 gallons		5. Location of Label Directions <input type="checkbox"/> on label accompanying product	
6. Manner in Which Label is Affixed to Product <input checked="" type="checkbox"/> Lithograph Paper glued Stenciled <input type="checkbox"/> Other _____					

Section - IV

1. Contact Point (Complete items directly below for identification of individual to be contacted, if necessary, to process this application.)		
Name Jeffrey H. Birk	Title Regulatory Manager	Telephone No. (Include Area Code) 919-547-2622
Certification I certify that the statements I have made on this form and all attachments thereto are true, accurate and complete. I acknowledge that any knowingly false or misleading statement may be punishable by fine or imprisonment or both under applicable law.		6. Date Application Received (Stamped!)
2. Signature 		3. Title Regulatory Manager
4. Typed Name Jeffrey H. Birk		5. Date July 31, 2008

3/20



The Chemical Company

July 31, 2008

U.S. Environmental Protection Agency
Office of Pesticide Programs (7505P)
Document Processing Desk 7504P (NOTIF)
Room S-4900
One Potomac Yard
2777 S. Crystal Drive
Arlington, VA 22202
Attention: Mr. James Tompkins, (PM 25)

RE: Notification complying with PRN 2007-4: *and 98-10*
Revised Plateau® herbicide container disposal language
EPA Reg. No. 241-365

Dear Mr. Tompkins:

BASF is hereby submitting a notification with revised labeling for Plateau herbicide (EPA Reg. No. 241-365) to comply with the container disposal changes required by PRN 2007-4. BASF is also taking this opportunity add several weeds controlled and to incorporate the previously approved supplemental label for Conifer Plantation Site Preparation. No other substantive changes have been made to the labeling.

Enclosed please find:

- Application form 8570-1
- CD containing electronic copy of the label
- Certification with Respect to Label Integrity
- Plateau herbicide label
- Approved Plateau herbicide label
- Approved Plateau herbicide Conifer Site Prep supplemental label

No PRIA fee is required for this notification.

Thank you for your assistance with this matter. If you should have any questions, please feel free to call me at (919) 547-2622.

Regards,

Jeffrey H. Birk, Ph.D.
Regulatory Manager
Phone 919-547-2622
Mobile : 919-225-9220
Fax: 919-547-2850
Email: jeffrey.birk@basf.com

® Registered Trademark of BASF


Certification with Respect to Label Integrity

version: 9/11/02

I certify that the information (including, but not limited to, text, tables, and graphics) contained in the electronic file identified below by file name and submitted with this certification is the same information as that on the paper copies of these documents included with this submission.

PROPOSED LABEL		
EPA Registration #	Date Submitted to EPA	Electronic file name
241-365	7-31-08	000241-00365.20080731.NVA 2008-04-126-0219

I certify that the statements that I have made on this form are true, accurate, and complete. I acknowledge that any knowingly false or misleading statements may be punishable by fine or imprisonment or both under applicable law.



 Signature

07/31/2008

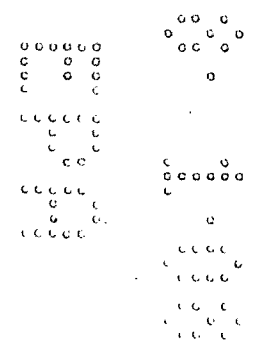
 Date

Jeffrey H. Birk

 Name (typed)

Regulatory Manager

 Title



PLATEAU®

herbicide

FOR WEED CONTROL, NATIVE GRASS ESTABLISHMENT AND TURF GROWTH SUPPRESSION ON PASTURES, RANGELAND AND NONCROP AREAS AND CONIFER PLANTATION SITE PREPARATION

Active Ingredient:

Ammonium salt of imazapic (±)-2-[4,5-dihydro-4-methyl-4-(1-methylethyl)-5-oxo-1H-imidazol-2-yl]-5-methyl-3-pyridinecarboxylic acid* 23.6%

Other Ingredients: 76.4%

Total: 100.0%

*Equivalent to 22.2% (±)-2-[4,5-dihydro-4-methyl-4-(1-methylethyl)-5-oxo-1H-imidazol-2-yl]-5-methyl-3-pyridinecarboxylic acid (1 gallon contains 2.0 pounds of active ingredient as the free acid)

EPA Reg. No. 241-365
U.S. Patent No. 4,798,619

EPA Est. No.

KEEP OUT OF REACH OF CHILDREN CAUTION/PRECAUCION

Si usted no entiende la etiqueta, busque a alguien para que se la explique a usted en detalle.
(If you do not understand the label, find someone to explain it to you in detail.)

See inside for complete **First Aid, Precautionary Statements, Directions for Use, Conditions of Sale and Warranty**, and state-specific crop and/or use site restrictions.

In case of an emergency endangering life or property involving this product,
call day or night 1-800-832-HELP (4357).

Net Contents:



BASF Corporation
26 Davis Drive
Research Triangle Park, NC 27709

BASF
The Chemical Company

FIRST AID	
If inhaled	<ul style="list-style-type: none"> • Move person to fresh air. If person is not breathing, call 911 or an ambulance, then give artificial respiration, preferably mouth-to-mouth if possible. • Call a poison control center or doctor for further treatment advice.
If on skin or clothing	<ul style="list-style-type: none"> • Take off contaminated clothing. • Rinse skin immediately with plenty of water for 15-20 minutes. • Call a poison control center or doctor for treatment advice.
If in eyes	<ul style="list-style-type: none"> • Hold eye open and rinse slowly and gently with water for 15-20 minutes. • Remove contact lenses, if present, after the first 5 minutes, then continue rinsing. • Call a poison control center for treatment advice.
HOTLINE NUMBER	
<p>Have the product container or label with you when calling a poison control center or doctor or going for treatment. You may also contact BASF Corporation for emergency medical treatment information: 1-800-832-HELP (4357).</p>	

PRECAUTIONARY STATEMENTS

HAZARDS TO HUMANS AND DOMESTIC ANIMALS

CAUTION

Avoid breathing spray mist. Avoid contact with skin, eyes or clothing. Wash thoroughly with soap and water after handling.

Personal Protective Equipment (PPE):

Applicators and other handlers must wear:

- Long-sleeve shirt and long pants
- Chemical-resistant gloves made of waterproof material
- shoes plus socks

Follow manufacturer's instructions for cleaning and maintaining PPE. If no such instructions for washables, use detergent and hot water. Keep and wash PPE separately from other laundry.

User Safety Recommendations:

Users Should:

- Wash hands before eating, chewing gum, using tobacco or using the toilet.
- Remove clothing immediately if pesticide gets inside. Then wash thoroughly and put on clean clothing.

ENVIRONMENTAL HAZARDS

For terrestrial use only. **DO NOT** apply directly to water, or to areas where surface water is present, or to intertidal areas below the mean high water mark.

DO NOT contaminate water when disposing of equipment washwaters or rinsate.

This chemical demonstrates the properties and characteristics associated with chemicals detected in ground water. The use of this chemical in areas where soils are permeable, particularly where the water table is shallow, may result in ground-water contamination.

This product may contaminate water through drift of spray in wind. This product has a high potential for runoff for several months or more after application. Poorly draining soils and soils with shallow watertables are more prone to produce runoff that contains this product. A level, well maintained vegetative buffer strip between areas to which this product is applied and surface water features such as ponds, streams, and springs will reduce the potential for contamination of water from rainfall-runoff. Runoff of this product will be reduced by avoiding applications when rainfall is forecasted to occur within 48 hours.

IMPORTANT

Plateau® herbicide may be applied to non-irrigation ditches and low lying areas when water has drained, but may be isolated in pockets due to uneven or unlevel conditions. **DO NOT** treat the inside of irrigation ditches. **DO NOT** rinse equipment on or near desirable trees or ornamental plants, or on areas where their roots may extend, or in locations where the chemical may be washed or moved into contact with their roots. **DO NOT** use on residential lawns.

DIRECTIONS FOR USE

It is a violation of Federal law to use this product in a manner inconsistent with its labeling.

DO NOT apply this product in a way that will contact workers or other persons, either directly or through drift. Only protected handlers may be in the area during application. For any requirements specific to your State or Tribe, consult the agency responsible for pesticide regulation.

This labeling must be in the possession of the user at the time of pesticide application.

DO NOT use **Plateau** on food or feed crops except as recommended by this label or supplemental labeling.

DO NOT cut treated area for hay within seven days after treatment.

DO NOT use organophosphate insecticides on newly seeded areas treated with **Plateau** unless severe injury or loss of stand can be tolerated.

Observe all cautions and limitations on this label and on the labels of products used in combination with **Plateau**. **DO NOT** use **Plateau** other than in accordance with the instructions set forth on this label. The use of **Plateau** not consistent with this label may result in injury to desired vegetation. Keep containers closed to avoid spills and contamination.

When making new plantings of prairiegrass or wildflowers, carry-over from persistent herbicides such as alachlor, urea, imidazolinone, triazine, substituted urea, dinitroaniline, and other herbicides applied the previous year may result in compounded injury or death of desirable vegetation when treated with **Plateau**.

When making applications around desirable trees or ornamental plants, small areas should be tested to determine the tolerance of a particular species to soil and/or foliar applications of **Plateau**. See "TOLERANCE OF TREES AND BRUSH TO **PLATEAU** HERBICIDE" section of this label.

DO NOT apply this product through any type of irrigation system.

DO NOT exceed 12 ounces of **Plateau** per acre in one year.

AGRICULTURAL USE REQUIREMENTS

Use this product only in accordance with its labeling and with the Worker Protection Standard, 40 CFR part 170. This Standard contains requirements for the protection of agricultural workers on farms, forests, nurseries, and greenhouses, and handlers of agricultural pesticides. It contains requirements for training, decontamination, notification, and emergency assistance. It also contains specific instructions and exceptions pertaining to the statements on this label about personal protective equipment (PPE) and restricted entry interval. The requirements in this box only apply to uses of this product that are covered by the Worker Protection Standard.

DO NOT enter or allow worker entry into treated areas during the restricted entry interval (REI) of 12 hours.

PPE required for early entry to treated areas that is permitted under the Worker Protection Standard and that involves contact with anything that has been treated, such as plants, soil, or water, is:

- coveralls
- chemical-resistant gloves made of any waterproof material
- shoes plus socks

NON-AGRICULTURAL USE REQUIREMENTS

The requirements in this box apply to uses of this product that are NOT within the scope of the Worker Protection Standard (WPS) for agricultural pesticides (40 CFR Part 170). The WPS applies when this product is used to produce agricultural plants on farms, forests, nurseries, or greenhouses.

Noncrop weed control is not within the scope of the Worker Protection Standard. See the GENERAL INFORMATION section of this label for a description of noncrop sites.

DO NOT enter treated areas without protective clothing until sprays have dried.

STORAGE AND DISPOSAL

DO NOT contaminate water, food or feed by storage or disposal.

PESTICIDE STORAGE: KEEP FROM FREEZING. **DO NOT** store below 20°F.

PESTICIDE DISPOSAL: Wastes resulting from the use of this product may be disposed of on site or at an approved waste disposal facility.

CONTAINER DISPOSAL

Nonrefillable Container. DO NOT reuse or refill this container. Triple rinse or pressure rinse container (or equivalent) promptly after emptying; then offer for recycling, if available, or reconditioning, if appropriate, or puncture and dispose of in a sanitary landfill, or by incineration, or by other procedures approved by state and local authorities.

Triple rinse containers small enough to shake (capacity ≤ 5 gallons) as follows: Empty the remaining contents into application equipment or a mix tank and drain for 10 seconds after the flow begins to drip. Fill the container 1/4 full with water and recap. Shake for 10 seconds. Pour rinsate into application equipment or a mix tank, or store rinsate for later use or disposal. Drain for 10 seconds after the flow begins to drip. Repeat this procedure two more times.

Triple rinse containers too large to shake (capacity > 5 gallons) as follows: Empty the remaining contents into application equipment or a mix tank. Fill the container 1/4 full with water. Replace and tighten closures. Tip container on its side and roll it back and forth, ensuring at least one complete revolution, for 30 seconds. Stand the container on its end and tip it back and forth several times. Turn the container over onto its other end and tip it back and forth several times. Empty the rinsate into application equipment or a mix tank, or store rinsate for later use or disposal. Repeat this procedure two more times.

Pressure rinse as follows: Empty the remaining contents into application equipment or mix tank and continue to drain for 10 seconds after the flow begins to drip. Hold container upside down over application equipment or mix tank, or collect rinsate for later use or disposal. Insert pressure rinsing nozzle in the side of the container and rinse at about 40 PSI for at least 30 seconds. Drain for 10 seconds after the flow begins to drip.

In Case of Spill

In case of large-scale spillage regarding this product, call:
CHEMTREC 1-800-424-9300
BASF Corporation 1-800-832-HELP (4357)

GENERAL INFORMATION

Plateau® herbicide is an aqueous solution to be mixed with water and an adjuvant and applied as a spray solution to provide weed control and/or turf height suppression on pastures, rangeland (see "GUIDELINES FOR RANGELAND USE" section), Federal Conservation Reserve Program (CRP) land and noncropland areas including noncropland areas that may be grazed or cut for hay. Examples of noncropland areas include, but are not limited to railroad, utility, pipeline and highway rights-of-way, railroad crossings, utility plant sites, petroleum tank farms, pumping installations, non-agricultural fence rows, storage areas, non-irrigation ditchbanks, prairie sites, airports, industrial turf, golf courses, recreational and non-residential turf and other similar areas. **Plateau** may be used for the release of bermudagrass, bahiagrass, smooth brome grass, wheatgrass, "wildtype" common Kentucky bluegrass, native prairie grass, wildflowers, crown vetch, other grasses and certain legumes. **Plateau** can also be used for weed control during the establishment of native prairie grasses and other grasses (see "REVEGETATION WITH PRAIRIEGRASSES AND OTHER FORAGE GRASSES" section). **Plateau** may also be used for conifer plantation site preparation.

Plateau is readily absorbed through leaves, stems, and roots and is translocated rapidly throughout the plant, with accumulation in the meristematic regions. Treated plants stop growing soon after spray application. Chlorosis appears first in the newest leaves, and necrosis spreads from this point. In perennials, the herbicide is translocated into, and kills, underground storage organs which prevents regrowth. Chlorosis and tissue necrosis may not be apparent in some plant species for several weeks after application. Complete kill of plants may not occur for several weeks after application. Adequate soil moisture is important for optimum **Plateau** activity. When adequate soil moisture is present, **Plateau** will provide residual control of susceptible germinating weeds. Activity on established weeds will depend on the weed species and rooting depth. **Plateau** is rainfast one hour after application.

Plateau will control annual and perennial grasses and broadleaf weeds and vine species. **Plateau** will provide residual control of labeled weeds which germinate in the treated area. Certain brush species and ornamentals may be injured by direct application of **Plateau** to their foliage. This product may be applied either preemergence or postemergence to the weeds. However, postemergence application is the method of choice in most situations, particularly for perennial species. For maximum activity, weeds should be growing vigorously at the time of postemergence applications and the spray solution should include an adjuvant (see "SPRAY ADJUVANTS FOR POSTEMERGENCE APPLICATIONS" section). These solutions may be applied as a broadcast or as a spot treatment using backpack, or ground equipment.

Plateau may be applied in the dormant or growing season for weed control.

Tolerance of desirable grass species to **Plateau** may be reduced when grasses are stressed due to insect damage, disease, environmental conditions, shade, poorly drained soils or other causes.

Depending on the turf type being treated, some yellowing of turf may occur with applications during the growing season. Depending on weather conditions, yellowing will usually disappear in 2 to 4 weeks.

Plateau should not be applied to newly seeded or sprigged grass stands, unless otherwise stated in this label (see "REVEGETATION WITH PRAIRIEGRASSES AND OTHER FORAGE GRASSES" section).

MANAGING OFF-TARGET MOVEMENT

Spray Drift: Avoiding spray drift at the application site is the responsibility of the applicator. The interaction of many equipment- and weather-related factors determine the potential for spray drift. The applicator and the grower are responsible for considering all these factors when making decisions.

Spray drift from applying this product may result in damage to sensitive plants adjacent to the treatment area. Only apply this

product when the potential for drift to these and other adjacent sensitive areas (e.g. residential areas, bodies of water, known habitat for threatened or endangered species, or non-target crops) is minimal. **DO NOT** apply when the following conditions exist that increase the likelihood of spray drift from intended targets: high or gusty winds, high temperatures, low humidity, temperature inversions.

To minimize spray drift, the applicator should be familiar with and take into account the following drift reduction advisory information. Additional information may be available from state enforcement agencies or the Cooperative Extension on the application of this product.

The best drift management strategy and most effective way to reduce drift potential are to apply large droplets that provide sufficient coverage and control. Applying larger droplets reduces drift potential, but will not prevent drift if applications are made improperly, or under unfavorable environmental conditions (see **Wind, Temperature and Humidity and Temperature Inversions**).

Controlling Droplet Size:

- Volume - Use high flow rate nozzles to apply the highest practical spray volume. Nozzles with higher rated flows produce larger droplets.
- Pressure - **DO NOT** exceed the nozzle manufacturer's recommended pressures. For many nozzle types, lower pressure produces larger droplets. When higher flow rates are needed, use higher flow rate nozzles instead of increasing pressure.
- Number of Nozzles - Use the minimum number of nozzles that provide uniform coverage.
- Nozzle Orientation - Orienting nozzles so that the spray is released parallel to the airstream produces larger droplets than other orientations and is recommended practice. Significant deflection from the horizontal will reduce droplet size and increase drift potential.
- Nozzle Type - Use a nozzle type that is designed for the intended application. With most nozzle types, narrower spray angles produce larger droplets. Consider using low-drift nozzles. Solid stream nozzles oriented straight back produce the largest droplets and the lowest drift. **DO NOT** use nozzles producing a mist droplet spray.

Application Height: Making applications at the lowest possible height (aircraft, ground driven spray boom) that is safe and practical reduces exposure of droplets to evaporation and wind.

Swath Adjustment: When applications are made with a crosswind, the swath will be displaced downwind. Therefore, on the up and downwind edges of the field, the applicator must compensate for this displacement by adjusting the path of the application equipment (e.g. aircraft, ground) upwind. Swath adjustment distance should increase with increasing drift potential (higher wind, smaller droplets, etc.).

Wind: Drift potential is lowest between wind speeds of 3-10 mph. However, many factors, including droplet size and equipment type, determine drift potential at any given speed. Application should be avoided below 3 mph due to variable wind direction and high inversion potential. NOTE: Local terrain can influence wind patterns. Every applicator should be familiar with local wind patterns and how they affect spray drift.

Temperature and Humidity: When making applications in low relative humidity, set up equipment to produce larger droplets to compensate for evaporation. Droplet evaporation is most severe when conditions are both hot and dry.

Temperature Inversions: Drift potential is high during a temperature inversion. Temperature inversions restrict vertical air mixing, which causes small suspended droplets to remain in a concentrated cloud, which can move in unpredictable directions due to the light variable winds common during inversions. Temperature inversions are characterized by increasing temperatures with altitude and are common on nights with limited cloud cover and light to no wind. They begin to form as the sun sets and often continue into the morning. Their presence can be indicated by ground fog; however, if fog is not present, inversions can also be identified by the movement of smoke from a ground source or an aircraft smoke generator. Smoke that layers and moves laterally in a concentrated cloud (under low wind

conditions) indicates an inversion, while smoke that moves upward and rapidly dissipates indicates good vertical air mixing.

Wind Erosion: Avoid treating powdery dry or light sandy soils when conditions are favorable for wind erosion. Under these conditions, the soil surface should first be settled by rainfall or irrigation.

Aerial Application Methods and Equipment: Use 2 or more gallons of water per acre. The actual minimum spray volume per acre is determined by the spray equipment used. Use adequate spray volume to provide accurate and uniform distribution of spray particles over the treated area and to avoid spray drift.

Managing spray drift from aerial applications: Applicators must follow these requirements to avoid off-target drift movement: 1) boom length - the distance of the outermost nozzles on the boom must not exceed 3/4 the length of the wingspan or rotor, 2) nozzle orientation - nozzles must always point backward parallel with the air stream and never be pointed downwards more than 45 degrees, and 3) application height - without compromising aircraft safety, applications should be made at a height of 10 feet or less above the crop canopy or tallest plants. Applicators must follow the most restrictive use cautions to avoid drift hazards, including those found in this labeling as well as applicable state and local regulations and ordinances.

Ground Application (Broadcast): Use 5 or more gallons of water per acre. The actual minimum spray volume per acre is determined by the spray equipment used. Use adequate spray volume to provide accurate and uniform distribution of spray particles over the treated area and to avoid spray drift.

MIXING INSTRUCTIONS

Fill the spray tank one-half to three-quarters full with clean water. Use a calibrated measuring device to measure the required amount of **Plateau® herbicide**. Add **Plateau** to the spray tank while agitating. Fill the remainder of the tank with water.

For postemergence applications, add a surfactant to the spray tank (see "SPRAY ADJUVANTS FOR POSTEMERGENCE APPLICATIONS" section of this label for specific recommendations). Maintain agitation while spraying to ensure a uniform spray mixture. An antifoaming agent may be added to the tank if needed.

When tank-mixing **Plateau** with recommended herbicides, add wettable powders, dispersible granules or other dry formulations first, then EC's, then **Plateau**, and then an adjuvant.

SPRAYING INSTRUCTIONS

DO NOT apply during windy or gusty conditions unless applications are being made with a drift control agent and/or an enclosed or shielded spray system. **DO NOT** apply if rainfall is threatening. Rainfall within 1 hour after **Plateau** application may reduce weed control.

GROUND APPLICATIONS:

Uniformly apply with properly calibrated ground equipment in 2 or more gallons of water per acre. Application equipment, specially designed to make low volume application should be used when making applications using less than 10 gallons of water per acre. A spray pressure of 20 to 40 psi is recommended.

To achieve acceptable control of the target vegetation, good spray coverage of the weed foliage (postemergence) or soil surface (preemergence) is required. To achieve good spray coverage the sprayer must be calibrated to deliver the recommended spray volume and pressure and adjust the spray boom height to ensure proper coverage of weed foliage or soil surface (according to the manufacturer's recommendation). Avoid overlaps when spraying.

SPOT TREATMENTS:

To prepare the spray solution, thoroughly mix in water 0.25 to 1.5% (0.3 to 1.9 oz/gallon water) **Plateau** plus an adjuvant (see "SPRAY ADJUVANTS FOR POSTEMERGENCE APPLICATIONS" section). A methylated seed oil at 1% v/v is the recommended spray adjuvant except when treating seedling prairiegrasses and wildflowers. When making spot applications, spray coverage should be sufficient to moisten the leaves of the target vegetation, but not to the point of run-off. See section on desired species and **DO NOT** exceed the recommended **Plateau** rate per acre. Also see "WEEDS CONTROLLED" and "SPECIAL WEED CONTROL" sections for specific rate and/or tank-mix recommendations.

AERIAL APPLICATION:

All precautions should be taken to minimize or eliminate spray drift. Fixed wing aircraft and helicopters can be used to apply **Plateau® herbicide**, however, when making applications by fixed wing aircraft maintain appropriate buffer zones to prevent spray drift out of the target area. Aerial equipment designed to minimize spray drift such as a helicopter equipped with a MICROFOIL™ boom, or THRU-VALVE™ boom or raindrop nozzles, must be used and calibrated. Except when applying with a MICROFOIL boom, a drift control agent may be added at the recommended label rate. To avoid drift, applications should not be made during inversion conditions, when winds are gusty, or under any other conditions that promote spray drift.

Uniformly apply recommended amount of **Plateau**, using enough water volume to provide adequate coverage of target area or foliage. Include an adjuvant in the spray solution (see "SPRAY ADJUVANTS FOR POSTEMERGENCE APPLICATIONS" section). A foam reducing agent may be added at the recommended rate, if needed. Aerial application to target species growing under the canopy of trees and brush may not receive sufficient spray coverage for effective control. For weed species with a recommended fall application timing (see "SPECIAL WEED CONTROL" section), delaying the aerial application until trees and brush have dropped their leaves can improve weed control and reduce the potential for tree and brush injury (see "TOLERANCE OF TREES AND BRUSH TO PLATEAU HERBICIDE" section).

IMPORTANT: Thoroughly clean application equipment, including landing gear, immediately after use of this product. Prolonged exposure of this product to uncoated steel (except stainless steel) surfaces may result in corrosion and failure of the exposed part. The maintenance of an organic coating (paint) may prevent corrosion.

Avoid overlaps when spraying.

SPRAY ADJUVANTS FOR POSTEMERGENCE APPLICATIONS

Postemergence applications of **Plateau** require a spray adjuvant. See "SPECIAL WEED CONTROL" section. Due to variations in surfactant contents, certain surfactants containing high amounts of alcohols, paraffin based petroleum oils, and other compounds which can increase phytotoxicity to desirable vegetation, it is recommended to choose a low phytotoxic surfactant.

Methylated Seed Oils or Vegetable Oil Concentrates: Instead of a surfactant, a methylated vegetable-based seed oil concentrate containing 5 to 20% surfactant and the remainder methylated vegetable oil is the preferred adjuvant for use with **Plateau** and may be used at the rate of 1.5 to 2 pints per acre. Methylated seed oils provide their greatest effects at 30 GPA or less. At spray volumes above 50 GPA, their advantage appears negated. When using spray volumes greater than 30 gallons per acre methylated seed oil or vegetable based seed oil concentrates should be mixed at a rate of 1% of the total spray volume or alternatively use a nonionic surfactant as described below. Research indicates these oils may aid in deposition and uptake of **Plateau** for hard-to-control perennials, waxy leaf species or when plants are under moisture or temperature stress. **DO NOT** use a methylated seed oil or vegetable oil concentrate when making applications to newly emerged seedling prairiegrasses or wildflowers as injury may occur.

Nonionic Surfactants: Use a nonionic surfactant at the rate of 0.25% v/v or higher (see manufacturer's label) of the spray solution (0.25% v/v is equivalent to 1 quart in 100 gallons). For best results, select a nonionic surfactant with a HLB (hydrophilic to lipophilic balance) ratio between 12 and 17 and having at least 60% surfactant in the formulated product (alcohols, fatty acids, oils, ethylene glycol or diethylene glycol should not be considered as surfactants to meet the above requirements). Nonionic surfactants are the preferred adjuvant for use with **Plateau** in bermudagrass pastures and hay meadows.

Silicone-Based Surfactants: See manufacturer's label for specific rate recommendations. Silicone-based surfactants may reduce the surface tension of the spray droplet allowing greater spreading on the leaf surface as compared to conventional nonionic surfactants. However, some silicone-based surfactants may dry too quickly, limiting herbicide uptake and higher spray volumes may exhibit "run-off".

Fertilizer/Surfactant Blends: Nitrogen-based liquid fertilizers such as 28%N, 32%N, 10-34-0, or ammonium sulfate, may be added at the rate of 2 to 3 pints per acre in combination with the recommended rate of nonionic surfactant or methylated seed oil. Research indicates that nitrogen based fertilizers aid in the burndown of annual weeds and increase **Plateau** uptake through waxy leaf species. However, fertilizers may increase phytotoxicity to desired species and newly emerged seedling prairiegrasses and wildflowers. The use of liquid fertilizers at a rate of 2 to 3 pints per acre in a tank-mix without a nonionic surfactant or a methylated seed oil is not recommended and may result in herbicide failure. Only when liquid fertilizer is used as the spray carrier is no additional spray adjuvant required.

TANK MIXES

For use in noncrop areas, **Plateau** may be tank-mixed with PENDULUM® herbicide for additional control of late season annual grasses and certain broadleaves. For additional weed control in noncrop areas, **Plateau** may be tank-mixed with ACCORD®, ROUNDUP® PRO, glyphosate, ARSENAL® herbicide, SAHARA® DG herbicide, diuron, CAMPAIGN®, FINALE®, GARLON™ 3A, MSMA, VANQUISH®, OUST®, ESCORT®, TORDON®, or other labeled products. A compatibility test is advised for products not listed. 2,4-D and other phenoxy type herbicides have resulted in reduced control of perennial grass weeds.

For tank mix recommendations for use in bermudagrass pastures, refer to the "DIRECTIONS FOR USE IN BERMUDAGRASS PASTURES AND HAY MEADOWS" section.

DO NOT tank mix with organophosphate insecticides or use the same year as **Plateau** when making applications to newly planted areas.

Consult manufacturer's labels for specific rates and weeds controlled. Always follow the more restrictive label when making an application involving tank-mixes.

FOR WEED CONTROL IN PASTURE AND RANGELAND

For the control of undesirable weeds in pasture and rangeland (see "GUIDELINES FOR RANGELAND USE" section), apply **Plateau** at 2 to 12 oz. per acre as a broadcast treatment or as a 0.25% to 1% solution with 1.0% MSO for spot treatments. See appropriate sections of this label for specific use directions.

GUIDELINES FOR RANGELAND USE

Plateau may be applied to rangeland for the control of undesirable vegetation in order to achieve one or more of the following vegetation management objectives:

1. The control of undesirable (non-native, invasive and noxious) plant species.
2. The control of undesirable vegetation in order to aid in the establishment of desirable rangeland plant species.
3. The control of undesirable vegetation in order to aid in the establishment of desirable rangeland vegetation following a fire.
4. The control of undesirable vegetation for purposes of wildfire fuel reduction.
5. The release of existing desirable rangeland plant communities from the competitive pressure of undesirable plant species.
6. The control of undesirable vegetation for purposes of wildlife habitat improvement.

To ensure the protection of threatened and endangered plants when applying **Plateau** to rangeland:

1. Federal agencies must follow NEPA regulations to ensure protection of threatened and endangered plants.
2. State agencies must work with the Fish and Wildlife Service or the Service's designated state conservation agency to ensure protection of threatened and endangered plants.
3. Other organizations or individuals must operate under a Habitat Conservation Plan if threatened or endangered plants are known to be present on the land to be treated.

Please see the appropriate section(s) of this label for specific use directions for the desired rangeland vegetation management objective.

Plateau® herbicide should only be applied to a given rangeland acre as specific weed problems arise. For the control of annual weed species such as cheatgrass, downy brome and medusahead rye, a single application of **Plateau** that coincides with the successful establishment and/or release of desirable rangeland vegetation and the use of available IPM can provide effective, sustainable control of the annual weed problem. For difficult to control perennial weed species such as leafy spurge, dalmatian toadflax and Russian knapweed, a single broadcast application of **Plateau** should be effective in most cases. If needed, spot treatments with **Plateau** can be used to control any remnant plants or new seedlings that may emerge. Long term control of undesirable weed species ultimately depends on the successful use of land management practices that promote the growth and sustainability of desirable rangeland plant species.

DIRECTIONS FOR USE IN BERMUDAGRASS PASTURES AND HAY MEADOWS

Plateau may be used postemergence at a rate of 4 to 12 oz per acre for control of undesirable winter and summer annual and perennial grasses in bermudagrass pastures and hay meadows (see rate and timing recommendations below). **Plateau** may be used on common and coastal varieties of bermudagrass including, but not restricted to Tifton 44, 78 and 85, Alicia and Russell. Suppression of bermudagrass growth for 30 to 45 days or longer may occur, depending upon growth conditions after application. Jiggs bermudagrass in particular has shown greater sensitivity to **Plateau**. **DO NOT** use **Plateau** if this growth response is not acceptable.

In bermudagrass pastures and hay meadows, even and thorough spray coverage is necessary to achieve the desired level of weed control. To ensure proper spray coverage, the sprayer must be calibrated to deliver the recommended spray volume and pressure and the spray boom height adjusted to ensure proper coverage of weed foliage (according to the manufacturer's recommendation). The use of boomless or flood type nozzles is not recommended and may result in decreased weed control.

- DO NOT** apply **Plateau** to drought stressed bermudagrass.
- DO NOT** use **Plateau** for the establishment of sprigged or seeded bermudagrass.
- DO NOT** use **Plateau** on World Feeder varieties of bermudagrass.
- DO NOT** apply **Plateau** during transition from dormancy to full green-up.

AVOID applications of **Plateau** to newly aerated fields for 30 days after aeration.

Spring Applications and Bermudagrass Tolerance: Spring application of **Plateau** should only be made after bermudagrass has reached 100% green-up. **Plateau** applications to bermudagrass during transition from winter dormancy to 100% green-up will significantly delay green-up and growth of bermudagrass, resulting in the potential loss of one or more cuttings. Bermudagrass can be considered to have reached 100% green-up only when all stolons (runners) have developed new active growth. Partial green-up may be characterized by the green appearance of new bermudagrass growth in the field, but upon close inspection some of the stolons may not have begun to grow. **Plateau** applications made at this time can still cause significant reductions in bermudagrass growth and development and should be delayed until 100% green-up. To minimize bermudagrass response from spring applications, all applications should be made postemergence to the targeted summer annual or perennial weeds. See specific use directions below for appropriate postemergence timing for targeted weed species.

General rate recommendations: Most annual and some perennial weeds in bermudagrass pastures and hay meadows can be controlled with postemergent application of **Plateau** at 4 to 6 oz per acre. For early applications when target weeds are small and have not been subjected to multiple cuttings, the lower recommended rate should be used. For later applications as target weeds become older, larger or have been subjected to multiple cuttings, then the higher recommended rate should be used. Read and follow the specific rate recommendations below for the individual weed species.

Postemergent Control of Summer Annual and Perennial Grass Weeds: Apply **Plateau** after bermudagrass has reached full green-up and target grass weeds are at the desired growth stage (see recommended rates and growth stages below). Early Spring applications made during transition from dormancy to green-up will delay bermudagrass green-up and subsequent bermudagrass growth. Recommended **Plateau** applications may cause some stolon internode shortening and yellowing of the bermudagrass. The use of a nitrogen fertilizer (32-0-0 or 28-0-0) as the spray carrier will shorten recovery time.

For summer annual grass control apply 4 to 6 oz per acre of **Plateau** early postemergence (2 to 4 leaf stage) following full bermudagrass green-up. If target weeds are at or above boot stage, apply 6 to 8 oz per acre for control. Always add a surfactant when applying **Plateau** unless liquid fertilizer is being used as the spray carrier. **Plateau** will provide some preemergence annual grass control, however initial applications need to be made postemergence to target weed species.

For summer perennial grass control apply 6 to 12 oz per acre of **Plateau** postemergence following bermudagrass green-up. If higher rates (8 to 12 oz per acre) are needed for control of target species, **Plateau** can be applied in the fall before killing frost occurs. When making a fall application, if bermudagrass has been cut for hay, allow sufficient regrowth of target species before making application. Always add a surfactant when applying **Plateau** unless liquid fertilizer is being used as the spray carrier.

Postemergent Control of Winter Annual and Perennial Grass Weeds: Apply **Plateau** when bermudagrass is dormant prior to green-up. If bermudagrass has green tissue at the root crown or stolons, applications of **Plateau** may delay green-up of bermudagrass and subsequent bermudagrass growth. During mild winters, bermudagrass in the deep South may not be completely dormant. Applications in these areas should be avoided if delayed green-up cannot be tolerated.

For winter annual and perennial grass control, apply 6 to 12 oz per acre of **Plateau** postemergent, when bermudagrass is dormant. The addition of 16 to 24 oz per acre of ROUNDUP® ULTRA or glyphosate equivalent will increase control of larger winter annual and cool season perennial grasses. Always add a surfactant when applying **Plateau** unless liquid fertilizer is being used as the spray carrier.

Recommended Plateau Rates for Postemergent Summer Annual Grass Control

Common Name	Genus Species	Weed Height (Inches)	Rate per Acre (fluid oz)
Large Crabgrass	<i>Digitaria sanguinalis</i>	≤4	4
		>4	6
Southern Crabgrass	<i>Digitaria ciliaris</i>	≤4	4
		>4	6
Smooth Crabgrass	<i>Digitaria ischaemum</i>	≤4	4
		>4	6
Giant Foxtail	<i>Setaria faberi</i>		6
Green Foxtail	<i>Setaria viridis</i>	≤4	4
		>4	6
Yellow Foxtail	<i>Setaria glauca</i>	≤4	4
		>4	6
Texas Panicum	<i>Panicum texanum</i>		6
Fall Panicum	<i>Panicum dichotomiflorum</i>		6
Broadleaf Signalgrass	<i>Bracharia platyphylla</i>	≤4	4
		>4	6
Annual Jewgrass	<i>Microstegium vimineum</i>	≤4	4
		>4	6
Barnyardgrass	<i>Echinochloa crus-galli</i>	≤4	4
		>4	6
Sandbur	<i>Cenchrus spp.</i>	≤4	4
		>4	6

¹ Summer annual grasses that are older, larger or have been subjected to multiple cuttings should be treated with the higher rate.

Applications made to summer annual grasses should be done after bermudagrass green-up. Applications of **Plateau® herbicide** made during bermudagrass transition will delay green-up and subsequent bermudagrass growth. Avoid applications to bermudagrass during green-up transition if delayed green-up cannot be tolerated.

**Recommended Plateau Rates
for Postemergent Summer Perennial Grass Control**

Common Name	Genus Species	Weed Height (inches) ¹	Rate per Acre (fluid oz)
Johnsongrass	<i>Sorghum halepense</i>	18-24 >24	8 12
Vaseygrass	<i>Paspalum urvillei</i>	4-8	6-8
Nutsedge	<i>Cyperus</i> spp.	≤4 >4	4 6
Bahiagrass	<i>Paspalum notatum</i>	4-8	6-8
Dallisgrass ²	<i>Paspalum dilatatum</i>	4-8	8-12
Smutgrass ²	<i>Sporobolus indicus</i>	4-8	8-12

¹ Summer annual grasses that are older, larger or have been subjected to multiple cuttings should be treated with the higher rate.

² Suppression

**Recommended Plateau Rates for
Postemergent Winter Annual and Cool Season
Perennial Grass Control**

Common Name	Genus Species	Weed Height (inches)	Rate per Acre (fluid oz)
Annual Ryegrass*	<i>Lolium multiflorum</i>	≤6 >6	6 10
Tall Fescue	<i>Festuca arundinacea</i>	—	12
Wild Oats	<i>Avena fatua</i>	≤6 >6	6 10
Little Barley	<i>Hordeum pusillum</i>	≤6 >6	4 6

*AHAS and ALS resistant annual ryegrass has been documented across the Southeastern United States. To minimize this problem, tank mix 16 to 24 oz per acre of ROUNDUP® ULTRA or glyphosate equivalent when making applications to annual ryegrass.

Spray Adjuvants: The addition of 10 to 20 gallons per acre of 32-0-0 or 28-0-0 liquid fertilizer as part of the spray carrier will promote the recovery of the bermudagrass from any growth reduction caused by the herbicide application. No additional spray adjuvant is required if liquid fertilizer is used as the spray carrier.

See "SPRAY ADJUVANTS FOR POSTEMERGENCE APPLICATIONS" section for additional spray adjuvant recommendations.

DO NOT use crop oil concentrates (COC) as spray adjuvant for control of weeds with **Plateau**.

Tank Mixtures: For broadleaf weed control the addition of a broadleaf herbicide such as WEEDMASTER® is recommended. **Plateau** may also be tank mixed with GRAZON®, REMEDY®, REDEEM®, ALLY®, 2,4-D and ROUNDUP® ULTRA or glyphosate equivalent. Applications with tank mixes of 2,4-D that exceed 1 pound active ingredient per acre and applications with tank mixes of triclopyr amine that exceed 1.5 pounds active ingredient per acre may reduce efficacy on target grass weed species.

**USE OF PLATEAU HERBICIDE ON
FEDERAL CONSERVATION RESERVE
PROGRAM (CRP) LAND**

Plateau may be used on Federal Conservation Reserve Program (CRP) land at rates up to 12 oz. per acre per year (see minimum plant-back intervals below). See appropriate section of this label for specific instructions for the intended use.

ROTATIONAL CROP RESTRICTIONS

The following rotational crops may be planted after applying **Plateau**. Planting rotational crops earlier than the recommended interval may result in crop injury.

Plateau Use Rate (oz/A)	Minimum Plant Back Interval (Months After Plateau Herbicide Application)					
	≤4	12	12	18	26	40
5-8	12	14	22	30	44	
9-12	12	18	24	36	48	
Rotational Crops	Bahiagrass	Snapbeans	Barley	Field corn ²	Cánola ²	
	CLEARFIELD®	Southern	Cotton ¹	All crops not	Potatoes ²	
	corn hybrids	peas	Grain	otherwise list-	Red table	
	Peanuts	Soybeans	sorghum	ed or included	beets ²	
	Rye	Tobacco	Oats	for use on this	Sugar	
	Wheat			label ²	beets ²	

¹ For Arizona, New Mexico, Oklahoma, and Texas only: Depending on the **Plateau** use rate, cotton may be planted 18 to 24 months after **Plateau** application in the states of Arizona, New Mexico, Oklahoma, and Texas unless drought conditions develop the year of **Plateau** application. **DO NOT** rotate to cotton at 18 to 24 months after **Plateau** application if less than 15 inches of rainfall or irrigation is received from the time of **Plateau** application through November 1 of the same year. If drought conditions develop the year of **Plateau** application, cotton may be planted 26, 30 and 40 months after **Plateau** application.

² After the recommended rotational interval listed for these selected crops and for all crops not otherwise listed or included for use on this label, a successful field bioassay must be completed. The field bioassay consists of a test strip of the intended rotational crop planted across the previously treated field and grown to maturity. The test strip should include low areas and knolls, and include variations in soil such as type and pH. If no crop injury is evident in the test strip, then the intended rotational crop may be planted the following year.

Use of **Plateau** in accordance with label directions is expected to result in normal growth of plant-back crops in most situations; however, various environmental and agronomic factors make it impossible to eliminate all risks associated with the use of this product and, therefore, plant-back crop injury is always possible. If crop injury is a concern then a bioassay with the desired crop is recommended prior to planting.

FOR FOLIAR AND SEEDHEAD SUPPRESSION OF BAHIAGRASS, COOL SEASON GRASSES AND SUPPRESSION OF SOME ANNUAL WEEDS

Bahiagrass: Plateau® herbicide may be used at the rate of 2 to 6 oz per acre to suppress growth and seedhead development of bahiagrass in unimproved areas. In North and South Carolina it is recommended to use Plateau at the rate of 2 oz or 3 oz per acre respectively, as higher rates may cause turf thinning. Depending on rate of Plateau used, surfactant and environmental conditions, temporary turf discoloration may occur. For optimum performance, application should be made after green-up. Applications may be made before or after mowing. If applied prior to mowing, raise mowing height to leave adequate existing foliage as new growth will be suppressed. If applied after mowing, allow adequate foliage to remain by increasing mower height or allowing time for foliar regrowth prior to application. **DO NOT** apply to turf under stress (drought, cold, insect, disease, etc.) or severe injury may occur. **DO NOT** use a methylated seed oil adjuvant.

PLATEAU	PHYTOTOXICITY	LENGTH OF SUPPRESSION
2 oz	none to low	partial to season long
3 to 6 oz	low to moderate	season long

For winter annual weed control, apply 8 oz of Plateau when bahiagrass is dormant, but when weeds are actively growing. This can be followed by 3 to 4 oz of Plateau in the spring after bahiagrass green-up for the suppression of seedheads and foliage.

Cool Season Grasses:

KY31 Tall Fescue and "Wildtype Common" Kentucky Bluegrass: Apply Plateau at 2 to 4 oz per acre for foliar and seedhead suppression of certain cool season grasses such as "KY31" tall fescue and "wildtype common" Kentucky bluegrass. **DO NOT** use a methylated seed oil adjuvant. Add a surfactant to the 2 oz rate of Plateau for optimum performance. The addition of a surfactant to 4 oz of Plateau may cause excessive turf injury or mortality of tall fescue. Application to turf type tall fescue or Kentucky bluegrass may result in severe injury or loss of stand.

Wheatgrass: Apply Plateau at 6 to 10 oz. per acre for foliar and seedhead suppression of crested wheatgrass, and 6 to 12 oz. per acre for foliar and seedhead suppression of intermediate wheatgrass. Other wheatgrass species may also be suppressed, however, apply Plateau to a limited area to determine effectiveness. Tank-mixes with 2,4-D or products containing 2,4-D may decrease the effectiveness of Plateau. Tank-mixes with GARLON®, TORDON®, TRANSLINE™ and VANQUISH® may decrease the potential of turf injury. **DO NOT** apply to turf under stress or severe injury may occur.

FOR THE CONTROL OF UNDESIRABLE WEEDS IN BERMUDAGRASS NOT BEING GROWN FOR FORAGE OR HAY

Plateau may be used on bermudagrass turf such as roadsides, utility rights-of-way, railroad crossings, airports, non-irrigation drainage ditches and other noncropland sites. There is a differential tolerance between bermudagrass types (see below paragraphs). Depending on bermudagrass type, timing of application, and Plateau rate, some foliar, stolon, and seedhead suppression may occur. **IMPORTANT:** Apply Plateau after bermudagrass has reached full green-up. Spring applications made prior to full green-up may delay green-up. Always add a surfactant when applying Plateau. **DO NOT** apply to grass under stress from drought, disease, insects or other causes. Simultaneous mow/spray operations may suppress internode development. After mowing, allow adequate foliage regrowth prior to Plateau application as some internode suppression may prevent bermudagrass from quickly recovering from mowing.

Common Bermudagrass: Common bermudagrass is the most tolerant bermudagrass to Plateau. Tank-mixes with ROUNDUP PRO, ACCORD or glyphosate will improve the weed control spectrum, but may increase turf phytotoxicity. Some stolon internode shortening and seedhead suppression may occur for the first 8 weeks.

Established Coastal Bermudagrass: Plateau at 2 to 12 oz per acre will provide control of labeled weeds as well as foliar and seed head suppression of established coastal bermudagrass. **DO NOT** use on World Feeder varieties of bermudagrass. Depending on environmental conditions and weed pressure, the longevity of suppression and weed control increases as the Plateau rate increases. Tank-mixes with ROUNDUP PRO, ACCORD, or glyphosate may result in death or excessive injury of coastal bermudagrass.

Turf Type Bermudagrass: Turf type bermudagrass varieties show a high degree of variation in tolerance to Plateau. Plateau at rates of 2 to 6 oz per acre will provide some annual weed control and foliar & seedhead suppression. Rates above 6 oz per acre may result in excessive injury or death of turf type bermudagrass.

SEE ABOVE SECTIONS FOR PLATEAU HERBICIDE RATES AND TIMINGS FOR SPECIFIC BERMUDAGRASS TYPES WITH REGARD TO WEED CONTROL AND TURF TOLERANCE.

Winter Annual Weed Control: Apply Plateau at the rate of 4 to 12 oz. per acre prior to winter weed germination or while winter weeds are actively growing. Early spring applications may delay green-up of bermudagrass turf.

Summer Annual Weeds: For best results, apply Plateau at the rate of 4 to 12 oz per acre preemergence or early postemergence before weeds have reached 6 inches in height. Larger weeds may be controlled depending on susceptibility, growing conditions, tank-mix partner and adjuvant selection.

Perennial Weeds: Apply Plateau at the rate of 8 to 12 oz per acre postemergence after weeds have produced adequate foliage for herbicide uptake. For a particular weed see "SPECIAL WEED CONTROL" section below. The addition of ACCORD or ROUNDUP PRO herbicide may increase control.

Bahiagrass Control: Apply Plateau at the rate of 8 to 12 oz per acre postemergence. See "SPECIAL WEED CONTROL" section below for recommendations. The addition of ROUNDUP PRO or ACCORD herbicide at 12 to 16 oz per acre may increase control.

FOR THE CONTROL OF UNDESIRABLE WEEDS IN UNIMPROVED CENTIPEDE GRASS

Plateau may be applied at a rate of 4 to 8 oz per acre to established centipede grass for the control of annual broadleaf and grass weeds. Apply Plateau after centipede grass has reached full green-up. Spring applications made prior to full green-up may delay green-up. Always add a surfactant when applying Plateau. **DO NOT** apply to grass under stress from drought, disease, insects or other causes. Simultaneous mow/spray operations may suppress internode development. After mowing, allow adequate foliage regrowth prior to Plateau application as some internode suppression may prevent centipede grass from quickly recovering from mowing.

FOR CONTROL OF UNDESIRABLE WEEDS IN SMOOTH BROMEGRASS, WILDTYPE COMMON KENTUCKY BLUEGRASS AND WHEATGRASSES

Plateau may be used on smooth brome grass, "wildtype" common Kentucky bluegrass and wheatgrass. Plateau provides control of labeled grass and broadleaf weeds (see "WEEDS CONTROLLED" and "SPECIAL WEED CONTROL" sections). Treatment of smooth brome grass and wheatgrass with Plateau may result in foliar height and seedhead suppression.

Smooth Brome grass and "Wildtype" Common Kentucky Bluegrass: Use Plateau at 4 to 8 oz per acre in the spring for weed control and growth suppression after smooth brome grass and "wildtype" common Kentucky bluegrass have reached 100% green-up. Applications prior to 100% green-up may delay green-up. Rates from 8 to 12 oz per acre may be applied in the spring but may result in excessive growth suppression. For fall applications (see "SPECIAL WEED CONTROL" section), Plateau may be used at 8 to 12 oz per acre for control of perennial-weeds.

Wheatgrass: To control undesirable weeds in wheatgrasses apply Plateau at 4 to 12 oz. per acre.

FOR CONTROL OF UNDESIRABLE WEEDS IN CROWN VETCH

Plateau® herbicide may be applied at the rate of 4 oz per acre to newly seeded crown vetch beds to aid in the establishment of vetch and reduce weed competition.

Plateau at 8 to 12 oz per acre may be used on unimproved established crown vetch in noncropland areas. **Plateau** provides control of labeled grass and broadleaf weeds (refer to the "WEEDS CONTROLLED" and "SPECIAL WEED CONTROL" sections for specific rates). Treatment of crown vetch beds with **Plateau** may cause internode shortening and some minor tip chlorosis depending on timing of application.

Plateau should be applied during winter dormancy or early spring to reduce potential injury. Applications made after May, may result in increased injury or defoliation. Addition of surfactants such as dilimene based or crop oil concentrates will increase injury. Fall applications during the period of active crown vetch growth may result in severe injury or loss of stand.

REVEGETATION WITH PRAIRIEGRASSES AND OTHER FORAGE GRASSES

Plateau may be applied at the rate of 2 to 12 oz per acre to newly established or existing stands of labeled species (see below for details) in such areas as pasture, rangeland (see "GUIDELINES FOR RANGELAND USE" section), Conservation Reserve Program (CRP) land and noncropland sites such as roadsides, industrial sites, prairie restoration sites, drainage ditch banks, and other similar areas. Certain local ecotypes or varieties may be suppressed by **Plateau**. Many factors such as poor seedling vigor, cool temperatures, poor soil, planting depth, excessive moisture, disease, insects and dry weather after emergence can all result in poor stands. Additional stress of herbicide residue, poor soils and other factors contributing to poor seedling vigor can also increase injury and could result in mortality. BASF can not be held responsible for such unforeseen factors. It is suggested to try **Plateau** on a small area if tolerance is not known. **Plateau** controls many annual and perennial grass and broadleaf weeds. Weed competition is reduced allowing grass seedlings to establish. **Plateau** is also effective for control of noxious weeds in established grass stands and must be applied postemergence as a foliar treatment to perennial weeds. **IMPORTANT: ALWAYS ADD AN ADJUVANT** when applying **Plateau**. To maximize weed control always use a methylated seed oil when treating established grass stands. Use a nonionic surfactant when treating newly emerged seedling grasses. The addition of liquid fertilizer will decrease grass tolerance and should not be used when treating newly emerged seedling grasses.

Plateau may be applied at a rate of up to 12 oz per acre to Federal Conservation Reserve Program (CRP) land for the establishment or release of certain grass species (see "TOLERANT GRASS SPECIES" table).

Establishment: For optimum results in establishing mixed grass stands with **Plateau**, make application at planting before grass seedlings emerge. Newly emerged grasses can be sensitive to **Plateau** and/or the adjuvant used. If grasses have begun to emerge, it is best to wait until they have reached the five leaf stage to make a **Plateau** application and use a nonionic or silicone surfactant. **DO NOT** use a methylated seed oil at this time as some grass species tolerance will be lost. **Plateau** will control annual weeds preemergence or early postemergence. See "WEEDS CONTROLLED" section for maximum height of weeds and see below for more details on best rate and timing for grass and wildflower species. Postemergence applications may result in stand thinning due to variability in seedling grass tolerance to the use of spray adjuvants. Seedling grasses are generally more tolerant to the use of spray adjuvants after they have reached the five leaf stage. When planting into a field which was row cropped the previous year, compounded injury may occur from herbicide carry-over (see "DIRECTIONS FOR USE" section).

Rates and Control: Apply **Plateau** at 2 to 6 oz per acre to fields cropped the previous year, when annual weeds are the target and/or if grass/forb mixtures are used. **Plateau** at 2 to 6 oz per acre will provide control and/or suppression of many annual grass and broadleaf weeds. Use lower rates when in the northern most U.S., dry climates or for late season plantings into clean seedbeds. **Plateau** rates as low as 2 oz. per acre may be used on soils with a

pH > 7, a low CEC and a coarse texture containing a minimum of clay and organic matter. Use higher rates in heavy weed pressure, heavy residue, high organic matter, high rainfall and long growing season (southern portions of Illinois, Indiana, Missouri and Ohio, etc.). Apply **Plateau** at 8 to 12 oz per acre for giant ragweed or for perennial weed control/suppression. **Plateau** rates of 8 to 12 oz per acre may result in stunting or stand thinning. The duration and intensity of suppression are directly related to weed pressure, chemical residue, soil type and environmental conditions. See below for details for particular grass tolerances and timings.

Established Stands: For optimum results, apply **Plateau** as an early postemergence application to annual grasses and broadleaf weeds. For perennial weed control, see "SPECIAL WEED CONTROL" section. The use of high rates may result in foliar and/or seed head height suppression of established grass stands. This effect is more likely to occur under conditions of light soils, low weed pressure, low rainfall, and short growing seasons. Use the lower rates for light weed infestations or when applying to grass stands containing desirable wildflowers and legumes (see "WILDFLOWER ESTABLISHMENT AND MAINTENANCE" section for rate tolerance). Use higher rates to broaden and lengthen weed control spectrum.

Big Bluestem, Little Bluestem and Indiangrass: **Plateau** may be applied at the rate of 2 to 12 oz per acre at planting, or any time thereafter, including after seedling grasses have emerged or to perennial stands (dormant or actively growing). See "WEEDS CONTROLLED" section for desired rate. Use the lower rates in Wisconsin, Michigan, Minnesota, South Dakota, North Dakota, Kansas, Oklahoma, Texas and Nebraska and higher rates as rainfall and/or growing season increases.

Switchgrass (*Panicum virgatum*): **Plateau** is not recommended for the establishment of pure switchgrass stands as severe injury or death may result. **Plateau** may be applied at a rate of 2 to 4 oz per acre if switchgrass is planted in mixed stands with tolerant species, but only if some stand thinning or loss of stand can be tolerated. Mature switchgrass planting can be reclaimed from certain perennial weeds such as tall fescue, leafy spurge, johnsongrass, etc., with **Plateau** at rates of 10 to 12 oz per acre. However, severe stunting and injury is imminent. **DO NOT** apply **Plateau** to switchgrass if such severe injury can not be tolerated.

Sideoats and Blue Grama: Apply **Plateau** to monoculture stands of sideoats and blue grama only if some stand thinning or loss of stand can be tolerated. **Plateau** may be applied at the rate of 2 to 4 oz/A plus an adjuvant to aid in the establishment of sideoats and blue grama after new seedlings have emerged and reached the five (5) leaf stage. When using **Plateau** at 4 oz per acre it is not recommended to use in combination with a methylated seed oil adjuvant as stand thinning may occur. The lower rates may provide adequate weed suppression in early summer plantings in the states of Wisconsin, Michigan, Minnesota, South Dakota, North Dakota, Kansas, Oklahoma, Texas and Nebraska and other states where growing degree days are short. Sideoats and blue grama have shown tolerance to **Plateau** at 2 to 4 oz/A, applied preemergence at planting, however, some stand thinning may occur. For weed control in established stands use 4 to 10 oz/A of **Plateau**. Up to 12 oz/A of **Plateau** may be applied, but may result in foliar and/or seedhead suppression, or in the injury of sideoats and blue grama, depending on surfactant choice, soil type, variety, weed pressure and environmental conditions.

Buffalograss: Apply **Plateau** at the rate of 2 to 4 oz/A for control or suppression of labeled weeds and to aid in the establishment of newly sprigged buffalograss. Apply **Plateau** immediately after planting prior to spring growth or seed germination. New growth and small seedlings can be severely injured or killed. If applying after emergence it is best to wait until buffalograss has at least five true leaves and use a nonionic or silicone surfactant. **DO NOT** use a methylated seed oil. For established stands, **Plateau** may be applied at the rate of 2 to 8 oz/A for weed control. Higher rates may cause some turf discoloration and stunting. **Plateau** may be applied to dormant buffalograss to control winter annual weeds. Turf type buffalograss may express different tolerance level to **Plateau** than wild type buffalograss. Some turf types can tolerate low rates of **Plateau** at seeding. Consult seed dealer for details.

Eastern Gamagrass: **Plateau** should only be used for the establishment or maintenance of eastern gamagrass if some stand thinning or loss can be tolerated. Apply **Plateau** at 2 to 6 oz per acre at planting prior to gamagrass emergence. Stand thinning and stunting is imminent. Adverse conditions, poor soils, or added stress to the gamagrass could result in stand mortality.

Postemergence application to seedlings will cause mortality. On established eastern gamagrass, apply **Plateau** herbicide at 2 to 8 oz per acre prior to gamagrass breaking dormancy. Some stunting will occur and increases as the **Plateau** rate increases. Applications made during or after green-up may result in foliar and seedhead suppression and possible mortality of weak plants.

Tall Fescue Control: (Not for use in California unless directed otherwise in supplemental labeling.) Tall fescue can be controlled by using **Plateau** at the rate of 12 oz per acre plus methylated seed oil at 2 pints per acre in established stands of or to prepare a seed bed for big bluestem, little bluestem, and indiagrass. The addition of nitrogen fertilizer (see "SPRAY ADJUVANTS FOR POSTEMERGENCE APPLICATIONS" section) to the above mix will aid in control. Tall fescue must be actively growing for optimum control. If tall fescue has reached the boot stage or has reached summer dormancy, control may be poor. For improved control of tall fescue, **Plateau** may be tank mixed with ACCORD®, ROUNDUP® PRO, or glyphosate. Fall applications of **Plateau** at 8 to 12 oz/A plus 24 to 64 oz/A ACCORD® or ROUNDUP® PRO will result in best control of existing tall fescue and new germinating seedlings. With spring applications of **Plateau** at 6 to 12 oz/A, plus a ACCORD® or ROUNDUP® PRO at 32 to 64 oz/A, use higher rates for older, mature fescue stands and lower **Plateau** rates when planting forbs. When using 8 oz/A of **Plateau** in the fall with a glyphosate product, it is recommended to apply 4 oz/A **Plateau** in the spring at planting for annual weed and seedling fescue control. Burning the fescue stand, where permitted, the following spring, just prior to green-up, will aid in control and provide a better seedbed for planting. Mowing the fescue several times the summer before fall application will weaken the fescue root system, making it more susceptible to herbicides. Always allow for at least 10 inches of regrowth, following the last mowing before spraying, as both **Plateau** and glyphosate products need foliage present for herbicide uptake and satisfactory control.

TOLERANT GRASS SPECIES¹

Prairiegrass		Plateau Rate (oz/A) ²	
Common Name	Genus Species	New Seeding	Established
Big Bluestem	<i>Andropogon gerardii</i>	2-12	2-12
Little Bluestem	<i>Schizachyrium scoparium</i>	2-12	2-12
Indiagrass	<i>Sorghastrum nutans</i>	2-12	2-12
Bushy Bluestem	<i>Andropogon glomeratus</i>	—*	2-12
King Ranch Bluestem	<i>Bothriochloa ischaemum</i>	—	2-12
Silver Beard Bluestem	<i>Bothriochloa saccharoides</i>	—	2-12
Broomsedge	<i>Andropogon virginicus</i>	—	2-12
Fingergrass, Rhodes grass	<i>Choris</i> spp.	—	2-12
Needlegrass	<i>Stipa</i> spp.	—	2-12
Needleandthread	<i>Stipa comata</i>	—	2-12
Kearny (Plains) Threeawn	<i>Aristida longespica</i>	—	2-12
Prairie Threeawn	<i>Aristida oligantha</i>	—	2-12
Prairie Sandreed	<i>Calamovilfa longifolia</i>	—	2-12
Smooth Bromegrass	<i>Bromus inermis</i>	—	2-12
Kentucky Bluegrass	<i>Poa pratensis</i>	—	2-12 ⁴
Sandberg's Bluegrass	<i>Poa sandbergii</i>	—	2-12
Wheatgrasses	<i>Agropyron</i> spp.	—	2-12
Bottlebrush Squirreltail	<i>Sitanian hystrix</i>	—	2-12
Russian Wild Ryegrass	<i>Elymus junceus</i>	2-6 ²	2-12
Sidecoats Grama	<i>Bouteloua curtipendula</i>	2-8 ³	2-8
Blue Grama	<i>Bouteloua gracilis</i>	2-8 ³	2-8
Buffalograss	<i>Buchloe dactyloides</i>	2-4	2-8
Eastern Gamagrass	<i>Tripsacum dactyloides</i>	2-6 ³	2-8

¹ See individual grass sections for application timing.
² High rates may result in stunting and growth suppression.
³ **Plateau** preemergence applications to newly seeded sidecoats, blue grama and Eastern gamagrass may result in thinning or loss of stand.
⁴ Some bluegrass varieties are sensitive to **Plateau**. Drought can delay recovery and may result in overgrazing of treated area.
 * Tolerance unknown

TOLERANCE OF ESTABLISHED GRASSES TO 8 TO 12 OZ/A OF PLATEAU APPLIED IN THE FALL

Grass Species	Tolerant	Suppressed	Not Tolerant	Unknown
Bermudagrass	X			
Bluegrass, Kentucky		X		
Bluegrass, Sandberg's	X			
Bluestem, big	X			
Bluestem, bushy	X			
Bluestem, King Ranch	X			
Bluestem, little	X			
Bluestem, silver beard	X			
Bromegrass, meadow		X	X	
Bromegrass, smooth		X		
Broomsedge	X			
Buffalograss	X	X		
Cheatgrass			X	
Creeping foxtail, Garrison				X
Downey brome			X	
Fescue, Idaho	X			
Fescue, tall			X	
Gamagrass, eastern		X		
Grama, blue	X	X		
Grama, sidecoats	X	X		
Indiagrass	X			
Medusahead			X	
Needleandthread	X			
Needlegrass, green	X			
Orchardgrass		X		
Prairie cordgrass		X		
Prairie dropseed				X
Praire sandreed	X			
Praire threeawn	X			
Quackgrass		X		
Redtop		X	X	
Reed canarygrass		X	X	
Rhodes grass/Fingergrass	X			
Ryegrass, annual or Italian			X	
Ryegrass, perennial		X	X	
Squirreltail, bottlebrush	X			
Switchgrass		X	X	
Timothy			X	
Wheatgrass, bluebunch	X	X		
Wheatgrass, crested	X	X		
Wheatgrass, intermediate	X	X		
Wheatgrass, pubescent	X	X		
Wheatgrass, siberian	X			
Wheatgrass, slender	X	X		
Wheatgrass, stream-bank	X	X		
Wheatgrass, western	X	X		
Wild ryegrass, Basin	X			
Wild ryegrass, Canada		X		
Wild ryegrass, Russian	X			
Wild ryegrass, Virginia		X		

¹ Species with an X in more than one column means tolerance will vary depending on variety, use rate and environmental conditions.
² Suppression may be expressed as reduction in number of seedheads, seedhead height suppression or foliage height reduction; however, full recovery of the grass can be expected.

WILDFLOWER ESTABLISHMENT AND MAINTENANCE

Due to high degree of variation in genotypes, ecotypes and varieties of wildflowers, tolerances to **Plateau** can vary dramatically and may be reduced under certain soil types and environmental conditions. Apply **Plateau** only if some stand thinning or loss can be tolerated. Preemergence applications of low use rates (2 oz/A)

to tolerant species, result in the least amount of injury, but may not eliminate it. Postemergence applications of **Plateau® herbicide** can result in injury or death of some genotypes, and should be used only as a rescue treatment when weed competition threatens the stand. Use of certain spray adjuvants can also increase wildflower injury and loss of stand. Although most legumes listed in the tolerance table are tolerant to 4 oz/A of **Plateau** preemergence, some stand thinning may occur. Legumes are more tolerant to post applications, but chlorosis or stunting is possible. Recommendations listed in the tables below are designed for mixed grass/wildflower stands. Less than satisfactory results may occur from applications to monoculture stands. It is recommended to try on a small scale to determine degree of satisfaction on monoculture stands.

For prairiegrass/wildflower mixtures: Where some wildflower injury (phytotoxicity, height suppression) can be tolerated, apply **Plateau** at the rate to achieve desired weed control, but not to exceed tolerance rate listed in the table below. Wildflower injury can be reduced or eliminated with preemergence applications. To minimize injury, apply **Plateau** at 2 to 4 oz per acre at planting to tolerant species listed below. Use the 2 oz per acre rate under cool dry conditions and in low rainfall areas. If postemergence application is made to established prairiegrass/wildflower mixtures, use the lowest rate of **Plateau** necessary to achieve desired weed control (see "WEEDS CONTROLLED" section). Postemergence application can result in stand thinning or death due to vast variation in seed sources, varieties and genotypes. It is recommended that a small area be tested prior to full application for tolerance of desired species. The rates listed below are for those species in which acceptable tolerance has been confirmed on the varieties/genotypes being treated.

Application of **Plateau** in conjunction with an organophosphate insecticide may cause an increase in wildflower injury.

Seedling Wildflower and Legume Tolerance to Plateau (4 oz/A)¹ in Mixed Grass/Forb Stands.

Common Name	Genus Species	PRE	POST
Alfalfa	<i>Medicago sativa</i>	No	Yes
Aster, New England	<i>Aster novae angliae</i>	No	Yes
Aster, Prairie	<i>Aster tanacetifolius</i>	No	Yes
Baby Blue Eyes	<i>Nemophila menziesii</i>	No	Yes
Beggar ticks	<i>Bidens frondosa</i>	No	Yes
Bird's Eyes	<i>Gilia tricolor</i>	No	Yes
Bishop's Flower	<i>Anuni majus</i>	No	Yes
Blackeyed Susan	<i>Rudbeckia hirta</i>	Yes	Yes
Blanketflower	<i>Gaillardia aristata</i>	No	Yes
Bundleflower, Illinois	<i>Desmanthus illinoensis</i>	Yes	Yes
Catchfly	<i>Silene armeria</i>	No	Yes
Chicory	<i>Cichorium intybus</i>	Yes	Yes
Clover, Crimson	<i>Trifolium incarnatum</i>	Yes	Yes
Clover, White	<i>Trifolium repens</i>	No	Yes
Coneflower, Purple	<i>Echinacea purpurea</i>	Yes	Yes
Coneflower, Upright Prairie	<i>Ratibida columnifera</i>	Yes	Yes
Coreopsis, Dwarf Red Plains	<i>Coreopsis tinctoria</i> var. Gay Feather	Yes	Yes
Coreopsis, Lance Leaved	<i>Coreopsis lanceolata</i>	Yes	Yes
Coreopsis, Plains	<i>Coreopsis tinctoria</i>	Yes	Yes
Cornflower	<i>Centaurea cyanus</i>	No	Yes
Cosmos, Garden	<i>Cosmos bipinnatus</i>	Yes	Yes
Cosmos, Yellow	<i>Cosmos sulphureus</i>	Yes	Yes
Daisy, Ox-eye	<i>Chrysanthemum leucanthemum</i>	Yes	Yes
Daisy, Shasta	<i>Chrysanthemum maximum</i>	Yes	Yes
Five Spot	<i>Nemophila maculata</i>	No	Yes
Flax, Blue	<i>Linum perenne</i>	No	Yes
Indian Blanket	<i>Gaillardia pulchella</i>	No	Yes
Indigo, Blue False	<i>Baptisia australis</i>	Yes	No
Johnny Jump-ups	<i>Viola cornuta</i>	Yes	Yes
Lemon Mint	<i>Monarda citriodora</i>	No	Yes

Seedling Wildflower and Legume Tolerance to Plateau (4 oz/A)¹ in Mixed Grass/Forb Stands. (CONT):

Common Name	Genus Species	PRE	POST
Lespedeza, Bicolor	<i>Lespedeza</i>	Yes	Yes
Lespedeza, Korean	<i>Lespedeza stipulacea</i>	No	Yes
Lespedeza, Sericea	<i>Lespedeza cuneata</i>	No	Yes
Lupine, Perennial	<i>Lupinus perennis</i>	Yes	Yes
Mexican Hat	<i>Ratibida columnifera</i>	Yes	Yes
Partridgepea	<i>Cassia fasciculata</i>	Yes	Yes
Pea, Calico	<i>Pisum viganasinensis</i>	Yes	Yes
Pea, Flat	<i>Lathyrus sylvestris</i>	Yes	Yes
Pea, Perennial	<i>Lathyrus latifolius</i>	Yes	Yes
Phlox, Drummond	<i>Phlox drummondii</i>	Yes	No
Poppy, California	<i>Eschscholzia californica</i>	Yes	No
Poppy, Corn	<i>Papaver rhoeas</i>	Yes	Yes
Poppy, Red Corn	<i>Papaver</i> sp.	Yes	Yes
Prairieclover, Purple	<i>Dalea purpurea</i>	Yes	Yes
Prairieclover, White	<i>Dalea candidum</i>	Yes	Yes
Tick-trefoil, Showy	<i>Desmodium canadense</i>	No	Yes
Trefoil, Birdsfoot	<i>Lotus corniculatus</i>	No	Yes
Vetch, Crown	<i>Coronilla varia</i>	Yes	—
Vetch, Hairy	<i>Vicia villosa</i>	Yes	—
Yarrow, Gold	<i>Achillea filipendulina</i>	No	Yes

¹ For legumes, at least three true leaves should be present before a postemergence application.

Established Wildflower and Legume Tolerance to Plateau (maximum rate¹, oz/A) in Mixed Grass/Forb Stands.

Common Name	Genus Species	PRE	POST
Flax, Blue	<i>Linum perenne</i>	0	6
Indian Blanket	<i>Gaillardia pulchella</i>	0	6
Blanketflower	<i>Gaillardia aristata</i>	0	8
Chicory	<i>Cichorium intybus</i>	4	6
Daisy, Shasta	<i>Chrysanthemum maximum</i>	4	8
Prairieclover, Purple	<i>Dalea purpurea</i>	4	12
Coneflower, Upright Prairie	<i>Ratibida columnifera</i>	6	6
Mexican Hat	<i>Ratibida columnifera</i>	6	6
Poorjoe	<i>Diodia teres</i>	8	—
Lupine, Perennial ⁴	<i>Lupinus perennis</i>	8	12
Coneflower, Purple	<i>Echinacea purpurea</i>	8	8
Daisy, Ox-eye ²	<i>Chrysanthemum leucanthemum</i>	8	8
Leadplant	<i>Amorpha canescens</i>	8	8
Lespedeza, Bicolor	<i>Lespedeza</i>	8	8
Milkweed, Common	<i>Asclepias syriaca</i>	8	—
Pea, Prairie Scurf	<i>Psoralea esculenta</i>	8	8
Yarrow, Gold ³	<i>Achillea filipendulina</i>	8	8
Blackeyed Susan	<i>Rudbeckia hirta</i>	8	10
Johnny Jump-ups	<i>Viola cornuta</i>	8	12
Sweetclover	<i>Mellilotus</i> sp.	12	8
Alfalfa	<i>Medicago sativa</i>	12	12
Bundleflower, Illinois	<i>Desmanthus illinoensis</i>	12	12
Lespedeza, Sericea	<i>Lespedeza cuneata</i>	12	12
Partridgepea	<i>Cassia fasciculata</i>	12	12
Sensitive vine	<i>Mimosa strigillosa</i>	12	12
Vetch, Crown	<i>Coronilla varia</i>	12	12
Violet, Wild	<i>Viola</i> spp.	12	12

¹ Height suppression or stand reduction may occur at maximum use rate. For legumes, some yellowing and stunting can occur at higher use rates.

² Postemergence application should be made early post on the flowers to reduce injury and increase flower set.

³ Will not flower.

⁴ Most native rangeland lupines are tolerant to **Plateau** at 12 oz/A postemergence.

**Wildflower Establishment with Plateau® herbicide
4 oz/A + PENDULUM herbicide 2 lbs a.i./A¹**

Common Name	Genus Species	PRE ²	POST ³
Blackeyed Susan	<i>Rudbeckia hirta</i>	Yes	Yes
Blanketflower	<i>Gaillardia pulchella</i>	No	Yes
Bundleflower, Illinois	<i>Desmanthus illinoensis</i>	>50% thinning	Yes
Clover, Crimson	<i>Trifolium incarnatum</i>	>50% thinning	Yes
Coneflower, Clasping	<i>Dracopsis amplexicaulis</i>	Yes	Yes
Coneflower, Upright Prairie	<i>Ratibida columnifera</i>	No	OK
Coneflower, Purple	<i>Echinacea purpurea</i>	Yes	Yes
Coreopsis, Dwarf Red Plains	<i>Coreopsis tinctoria</i> var. Gay Feather	OK stunting	OK stunting
Coreopsis, Plains	<i>Coreopsis tinctoria</i>	OK stunting	Yes
Coreopsis, Lance Leaved	<i>Coreopsis lanceolata</i>	25% thinning	Yes
Cornflower	<i>Centaurea cyanus</i>	No	OK 20% thinning
Cosmos, Garden	<i>Cosmos bipinnatus</i>	OK 10% thinning	OK stunting
Cosmos, Yellow	<i>Cosmos sulphureus</i>	Yes	Yes
Daisy, Ox-eye	<i>Chrysanthemum leucanthemum</i>	25% thinning	Yes
Daisy, Shasta	<i>Chrysanthemum maximum</i>	marginal-OK 20% thinning	Yes
Lupine, Perennial	<i>Lupinus perennis</i>	Yes	≤50% thinning
Partridgepea	<i>Cassia fasciculata</i>	25% thinning	Yes
Poppy, California	<i>Eschscholzia californica</i>	Yes	25% injury stunting, thinning
Yarrow, Gold	<i>Achillea filipendulina</i>	OK thinning	OK

¹ 2 lbs ai/A = 2.4 qts of PENDULUM herbicide 3.3 EC or 3.3 lbs of PENDULUM herbicide WDG

² Preemergence at planting

³ Postemergence to seedlings

Yes = no injury

No = results in no wildflower germination or unacceptable injury to seedling flowers.

OK = can be used if thinning and/or stunting can be tolerated or if establishment is threatened by weed competition.

Due to the diversity of species and varieties that exist in areas where wildflowers are grown, the response to **Plateau** may vary greatly. Careful testing on desirable species is recommended to determine if area-wide applications can be made. Try on a limited area to verify tolerance in a specific area.

The suitability of **Plateau** use on wildflower species not listed, should be determined by treating a small number of such wild flowers at an appropriate rate, not to exceed 12 oz per acre per year. Treated wildflowers should be evaluated 1 to 2 months following application for possible injury. THE USER ASSUMES RESPONSIBILITY FOR ANY DAMAGE OR OTHER LIABILITY.

SPECIAL WEED CONTROL

(Not for use in California unless directed otherwise in supplemental labeling.)

ALWAYS ADD AN ADJUVANT to **Plateau** (see "SPRAY ADJUVANTS FOR POSTEMERGENCE APPLICATIONS" section). Research has shown Methylated Seed Oil (MSO) surfactants provide **Plateau** with superior control of perennial weeds. This effect is not always observed and is most prevalent on waxy leaf species, perennials and weeds under stress conditions. For the weeds listed below, it is recommended to use a MSO for best results. The use of nonionic surfactants or silicone based surfactants may result in less than acceptable control.

Johnsongrass & Itchgrass: For best results, apply **Plateau** at the rate of 8 to 12 oz per acre after johnsongrass or itchgrass has

reached 18 to 24 inches in height at the whorl. The addition of **ACCORD**® or **ROUNDUP**® PRO at the rate of 8 to 16 oz per acre may improve control after culm elongation or in dense stands. Use higher herbicide rates as density increases. Larger grass than specified above can be controlled.

Dallisgrass, Bahiagrass, Vaseygrass, Paspalum spp., Smutgrass: For dallisgrass, bahiagrass and smutgrass control, apply **Plateau** postemergence at the rate of 10 to 12 oz per acre, after grass has reached 100% green-up. For dallisgrass and smutgrass, activity may range from suppression to control depending upon grass growth stage and growing conditions at the time of application. For vaseygrass apply **Plateau** at the rate of 4 to 6 oz per acre postemergence after grass has reached 100% green-up and is from 3 to 8 inches in height. The addition of **ACCORD**® or **ROUNDUP**® PRO at the rate of 12 to 16 oz per acre will improve efficacy. Use higher herbicide rates as target grass weed densities and/or maturity increase. The addition of **PENDULUM**® will provide increased preemergence control of these grasses from seed.

Leafy Spurge: For best results, apply **Plateau** at 8 to 12 oz per acre in late summer or fall (August through October, but timing may vary by state and/or altitude). Consecutive year applications will optimize long term control. **Plateau** at 12 oz/A applied spring or fall, or 4 oz/A in the spring following an 8 oz/A fall treatment may result in excessive injury to cool season grasses in some areas. For best results, always use a methylated seed oil at 2 pints per acre. Two pints per acre of nitrogen fertilizer (see "SPRAY ADJUVANTS FOR POSTEMERGENCE APPLICATIONS" section) may also be added to the spray tank to increase leafy spurge control, however, this may increase injury to desired species of grasses and forbs. The use of nonionic and silicone based surfactants have resulted in little or no control of leafy spurge. Approximate dates for fall timing in North and South Dakota is late August through September; for Nebraska and Iowa is mid-September through mid-October. This application should be made after good soil moisture is present but prior to the leafy spurge losing its milky sap flow due to a killing frost. To check and see if the milky sap flow has been affected by a frost simply break the main stem of the leafy spurge and if milky sap flows from the break then **Plateau** can still be applied.

Tall Fescue Control: Tall fescue can be controlled by using **Plateau** at the rate of 12 oz plus Methylated Seed Oil at 2 pints per acre. The addition of **ACCORD**, glyphosate or **ROUNDUP** PRO and/or nitrogen fertilizer (see "SPRAY ADJUVANTS FOR POSTEMERGENCE APPLICATIONS" section) to the above mix will aid in control. Tall fescue must be actively growing for optimum control. If tall fescue has reached summer dormancy, control may be poor.

Fall applications of **Plateau** at 8 to 12 oz/A plus a **ACCORD**® or **ROUNDUP**® PRO at 24 to 64 oz/A will result in best control of existing tall fescue and new germinating seedlings. With spring applications of **Plateau** at 6 to 12 oz/A, plus **ACCORD** or **ROUNDUP** PRO at 32 to 64 oz/A, use higher rates for older, mature fescue stands and lower **Plateau** rates when planting forbs. When using 8 oz/A of **Plateau** in the fall with **ACCORD** or **ROUNDUP** PRO, it is recommended to apply 4 oz/A **Plateau** in the spring at planting for annual weed and seedling fescue control. Burning the fescue stand, where permitted, the following spring, just prior to green-up, will aid in control and provide a better seedbed for planting. Mowing the fescue several times the summer before fall application, will weaken the fescue root system, making it more susceptible to herbicides. Always allow for at least 10 inches of regrowth, following the last mowing before spraying, as both **Plateau** and **ROUNDUP** products need foliage present for herbicide uptake and satisfactory control.

Russian Knapweed: Apply 12 oz/A of **Plateau** plus 1 quart per acre of methylated seed oil during Russian knapweed senescence in the fall. Control improves as senescence progresses and may still be obtained with applications made after full senescence. Applications made prior to the initiation of senescence will result in reduced control.

Dalmatian Toadflax: Apply 12 oz/A of **Plateau** plus 1 quart per acre of methylated seed oil in the fall when the top 25% of the plant is necrotic, usually after a hard frost (late October through November). The addition of ammonium sulfate at a rate of 2 to 3 pints per acre may improve control. As long as there is some green stem and/or leaf tissue remaining, good control can be achieved. This timing usually corresponds to fall basal growth. Applications made prior to this will result in poor control.

Resistant Biotypes: Naturally occurring biotypes (a plant within a given species that has a slightly different, but distinct genetic

makeup from other plants of the same species) of some weeds listed on this label may not be effectively controlled by this and/or other herbicides (OUST[®]) with the ALS/AHAS enzyme inhibiting mode of action. If naturally occurring ALS/AHAS resistant biotypes are present in an area, **Plateau[®] herbicide** should be tank-mixed or applied sequentially with an appropriate registered herbicide having a different mode of action to ensure control.

RESIDUAL BAREGROUND WEED CONTROL

For sensitive areas and use around desirable vegetation **Plateau** at 12 ounces per acre may be tank mixed with PENDULUM[®] herbicide, ROUNDUP[®] PRO, ESCORT[®], KARMEX[®], 2,4-D, diuron, ENDURANCE[®] or other labeled products to provide total vegetation control. For other bareground areas **Plateau** at 12 oz per acre may be tank mixed with ARSENAL[®] herbicide, SAHARA[®] DG herbicide, KROVAR[®], OUST[®], TORDON[®], VANQUISH[®] or other labeled products to provide total bareground weed control. For maximum weed control, use 2 pints per acre of methylated seed oil as an adjuvant.

Spot Treatments: **Plateau** may be used to control weed encroachment in bareground or total vegetation control situations. To prepare the spray solution, thoroughly mix in each gallon of water 0.25 to 5% volume/volume (0.3 oz to 5.4 oz per gallon) **Plateau** plus a methylated seed oil adjuvant.

USE UNDER PAVED SURFACES

Applications should be made to the soil surface only when final grade is established. **DO NOT** move soil following **Plateau** application. Apply **Plateau** in sufficient water to ensure thorough and uniform wetting of the soil surface, including the shoulder area. Add **Plateau** at a rate of 12 oz. per acre to clean water in the spray tank during the filling operation. Agitate before spraying. If soil is not moist prior to treatment, incorporation of **Plateau** will improve control. **Plateau** can be incorporated into the soil to a depth of two inches using a rototiller or disc. Rainfall or irrigation totaling one inch is also sufficient to incorporate **Plateau** into the soil surface. **DO NOT** allow treated soil to wash or move into untreated area.

CONIFER PLANTATION SITE PREPARATION

Plateau may be applied as a site preparation treatment prior to establishing conifer plantations to provide residual weed control of herbaceous weeds. Apply **Plateau** at 12 ozs per acre.

DO NOT apply more than 12 ozs per acre per year.

DO NOT use in forests. Only for use on sites that are managed as conifer plantations.

TOLERANCE OF TREES AND BRUSH TO PLATEAU

The following tolerance information is provided as a general guideline when it is desirable or necessary to make **Plateau** applications in and around desirable tree and brush species. **DO NOT** use **Plateau** on nursery, orchard, ornamental plantings, new plantings, seedling trees or fiber farms except as specified on supplemental labeling. It is suggested that **Plateau** be tried on a limited basis to determine tolerance in your area. **Plateau** may be used at rates up to 12 oz per acre for weed control in and around established trees on pasture, rangeland (see "GUIDELINES FOR RANGELAND USE" section) and noncropland areas such as roadsides, prairies and similar areas used for wildlife cover, erosion control, wind breaks, etc. Tree and brush species known to have acceptable tolerance to **Plateau** when applied under the canopy and/or to the foliage are listed below. Tolerance is based upon trees with a minimum of 2 inch DBH. Application to tree and brush species that are under stress due to drought, disease, insect damage or other factors may be more susceptible to injury from **Plateau** and may result in severe injury or death. Some species may exhibit tip chlorosis and minor necrosis. Foliar contact may increase injury to include defoliation and terminal death. Application methods that minimize foliar contact with desirable tree and brush species can improve tolerance.

When making fall applications of **Plateau**, potential injury to tree and brush species from foliar contact may be minimized by making the application after the leaves have begun to senesce (fall color) or after leaf drop. Conifer species are generally tolerant to fall applications. **Plateau** applications in and around tree and brush species should be made at the recommended timing for the target weed species.

Brush and Tree Species Tolerance to Plateau at 12 oz per Acre¹

Common Name	Genus Species	Tolerance by Application Method ²	
		Directed Below Foliage	To Foliage
Apple (Var. Winesap) ³	<i>Malus sylvestris</i>	Yes	NR
Ash, Blue	<i>Fraxinus quadrangulata</i>	Yes	NR
Ash, Green	<i>Fraxinus pennsylvanica</i>	No	No
Azalea	<i>Rhododendron</i> spp.	No	No
Basswood	<i>Tilia heterophylla</i>	No	No
Boxelder	<i>Acer negundo</i>	Yes	Injury ⁵
Buckeye, Ohio	<i>Aesculus glabra</i>	Yes	NR
Cedar-juniper, Western	<i>Thuja plicata</i>	Yes	Yes
Cherry, Black ³	<i>Prunus serotina</i>	No	No
Cherry, Choke	<i>Prunus virginiana</i>	No	No
Cherry, Sweet ³	<i>Prunus avium</i>	No	NR
Cottonwood	<i>Populus deltoides</i>	Yes	Injury ⁶
Cottonwood, narrow leaf	<i>Populus</i> spp.	Yes	Injury ⁶
Currant species	<i>Ribes</i> spp.	Injury ⁵	No
Dogwood, Flowering	<i>Cornus</i> spp.	Yes	Yes
Dogwood, Grey	<i>Cornus racemosa</i>	Yes	Injury ⁵
Dogwood, Red Trig	<i>Cornus</i> spp.	Yes	Yes
Douglas Fir	<i>Pseudotsuga menziesii</i>	Yes	Yes ⁴
Elm, American	<i>Ulmus americana</i>	Yes	Yes
Elm, Siberian	<i>Ulmus pumila</i>	Yes	No
Elm, Slippery	<i>Ulmus rubra</i>	Yes	Yes
Gooseberry	<i>Ribes</i> spp.	Injury ⁵	Injury ⁵
Hackberry	<i>Celtis occidentalis</i>	Yes	Yes
Hawthorn	<i>Crataegus</i> spp.	Yes	Injury ⁵
Juniper, Chinese	<i>Juniperus chinensis</i>	Yes	Yes
Juniper, Western	<i>Juniperus osteosperma</i>	Yes	Yes
Lilac	<i>Syringa</i> spp.	No	No
Linden, American	<i>Tilia americana</i>	No	No
Locust, Black	<i>Robinia pseudoacacia</i>	Yes	Yes
Locust, Honey	<i>Gleditsia triacanthos</i>	Yes	Yes
Maple, Red	<i>Acer rubrum</i>	Yes	Yes
Maple, Sugar	<i>Acer saccharum</i>	Yes	Yes
Mulberry, Red	<i>Morus rubra</i>	Yes	NR
Mulberry, White	<i>Morus alba</i>	Yes	NR
Oak, Black	<i>Quercus velutina</i>	Yes	NR
Oak, Live	<i>Quercus virginiana</i>	Yes	Yes
Oak, Southern Red	<i>Quercus falcata</i>	Yes	NR
Oak, White	<i>Quercus alba</i>	Yes	NR
Olive, Russian	<i>Elaeagnus angustifolia</i>	Yes	No
Osage Orange	<i>Maclura pomifera</i>	Yes	NR
Peach (Var. Elberta) ³	<i>Prunus persica</i>	Yes	NR
Photinia, Red Tip	<i>Photinia fraseri</i>	Yes	Yes
Pine, Lodgepole	<i>Pinus contorta</i>	Yes	Injury ⁴
Pine, White ⁴	<i>Pinus strobus</i>	Yes	Yes
Pittosporum, Japanese	<i>Pittosporum tobira</i>	Yes	Yes
Plum species	<i>Prunus</i> spp.	Yes	No
Poplar, Yellow (Tulip)	<i>Liriodendron tulipifera</i>	Yes	NR
Privet, Common	<i>Ligustrum vulgare</i>	Yes	Yes
Rabbitbrush species	<i>Chrysothamnus</i> spp.	Yes	Yes
Redbud	<i>Cercis canadensis</i>	Yes	Yes
Redcedar, Eastern	<i>Juniperus virginiana</i>	Yes	Yes
Rose, Multiflora	<i>Rosa multiflora</i>	Yes ⁵	No
Sage, Big	<i>Artemisia tridentata</i>	Yes	Yes
Sage, Fringe	<i>Artemisia frigida</i>	Yes	Yes
Sage, Silver	<i>Artemisia cana</i>	Yes	Yes
Sagebrush, Big	<i>Artemisia tridentata</i>	Yes	Yes

Brush and Tree Species Tolerance to Plateau® herbicide at 12 oz per Acre¹ (CONT):

Common Name	Genus Species	Tolerance by Application Method ²		Annual/Biennial/Perennial ³
		Directed Below Foliage	To Foliage	
Sagebrush, Fringed	<i>Artemisia frigida</i>	Yes	Yes	
Saltcedar	<i>Tamarix</i> spp.	Yes	No	
Serviceberry	<i>Amelanchier alnifolia</i>	Yes	NR	
Snowberry, Western	<i>Symphoricarpos occidentalis</i>	Yes	Injury ⁵	
Spruce species	<i>Picea</i> spp.	Yes ⁴	Yes ⁴	
Sugarberry	<i>Celtis laevigata</i>	Yes	Yes	
Sweetgum	<i>Liquidambar styraciflua</i>	Yes	Yes ⁶	
Sycamore	<i>Plantanus occidentalis</i>	Yes	No	
Tree-of-Heaven	<i>Ailanthus altissima</i>	Yes	Yes	
Walnut, American Black	<i>Juglans nigra</i>	Yes	No	
Willow	<i>Salix</i> spp.	Yes	Injury ⁵	

¹ Not intended for nursery, orchard, ornamental plantings, new plantings or seedling trees.
² Yes = Tolerant
 No = Not Tolerant, Severe injury or death
 NR = Not Recommended due to insufficient tolerance data
³ Not for use on ornamental or fruit bearing trees.
⁴ Applications made just before or during candling may cause candle injury or death.
⁵ Possible defoliation and/or death. Some species may exhibit tip chlorosis and minor necrosis. If spray contacts foliage then defoliation and terminal death may occur. Injury can be reduced or eliminated if applied in fall after color change or leaf drop.
⁶ See supplemental label, "For Use In Sweetgum (*Liquidambar styraciflua*) Grown on Fiber Farms."

WEEDS CONTROLLED

(Not for use in California unless directed otherwise in supplemental labeling.)

Plateau, 4 to 6 oz per acre

Common Name	Genus Species	PRE ¹	POST ²	Annual/Biennial/Perennial ³
BROADLEAVES				
Bedstraw, Catchweed	<i>Galium aparine</i>	C	4	WA
Beggarweed, Florida	<i>Desmodium tortuosum</i>	C	2	SA
Buffalobur	<i>Solanum rostratum</i>	—	C	SA
Buttercup, Bur	<i>Ranunculus testiculatus</i>	C	C	WA
Cocklebur, Common	<i>Xanthium strumarium</i>	S	6	SA
Lambsquarters, Common	<i>Chenopodium album</i>	C	2	SA
Halogeton	<i>Halogeton glomeratus</i>	C	C	SA
Morningglory				
Entireleaf	<i>Ipomoea hederacea</i>	S	3	SA
Ivyleaf	<i>Ipomoea hederacea</i>	S	3	SA
Tall	<i>Ipomoea purpurea</i>	S	3	SA
Mustard, Garlic	<i>Alliaria petiolata</i>	C	C	SA
Mustard, Wild	<i>Brassica kaber</i>	C	C	WA
Pigweed	<i>Amaranthus</i> sp.	C	6	SA
Queen Anne's Lace	<i>Daucus carota</i>	—	4	B
Radish, Wild	<i>Raphanus raphanistrum</i>	S	4	WA
Yellow Rocket	<i>Barbarea vulgaris</i>	C	4	WA
Sicklepod	<i>Senna obtusifolia</i>	C	4	SA
Sida, Prickly	<i>Sida spinosa</i>	C	2	SA
Smartweed				
Ladysthumb	<i>Polygonum persicaria</i>	C	C	SA
Pennsylvania	<i>Polygonum pennsylvanicum</i>	C	C	SA
Swamp	<i>Polygonum coccineum</i>	C	C	SA
Starbur, Bristly	<i>Acanthospermum hispidum</i>	C	2	SA
Velvetleaf	<i>Abutilon theophrasti</i>	C	6	SA

Plateau, 4 to 6 oz per acre (CONT):

Common Name	Genus Species	PRE ¹	POST ²	Annual/Biennial/Perennial ³
GRASS WEEDS				
Brome, Downy	<i>Bromus tectorum</i>	C	—	WA
Cheat	<i>Bromus secalinus</i>	C	—	WA
Crabgrass				
Large (Hairy)	<i>Digitaria sanguinalis</i>	C	4	SA
Smooth	<i>Digitaria ischaemum</i>	C	4	SA
Foxtail,				
Giant	<i>Setaria faberi</i>	C	6	SA
Green	<i>Setaria viridis</i>	C	4	SA
Yellow	<i>Setaria glauca</i>	C	4	SA
Goatgrass, Jointed	<i>Aegilops cylindrica</i>	C	C	WA
Goosegrass	<i>Elysiue indica</i>	S	2	SA
Johnsongrass (Seedling)	<i>Sorghum halepense</i>	C	12	SA
Medusahead	<i>Taeniatherum caput-medusae</i>	C	2	WA
Panicum, Fall	<i>Panicum dichotomiflorum</i>	S	6	SA
Sandbur	<i>Cenchrus</i> sp.	S	C	A/P
Shattercane	<i>Sorghum bicolor</i>	C	12	SA
Signalgrass, Broadleaf	<i>Brachiaria platyphylla</i>	C	C	SA
Stiltgrass, Japanese	<i>Microstegium vimineum</i>	C	4	A
Vaseygrass	<i>Paspalum urvillei</i>	—	8	P

SEDGES

Nutsedge				
Yellow	<i>Cyperus esculentus</i>	S	4S	P
Purple	<i>Cyperus rotundus</i>	S	4S	P
Sedge	<i>Juncus</i> sp.	S	4S	A/P

¹ C = control, S = suppression in northern United States only
² Maximum plant height in inches at time of application
³ Growth habit: A=Annual, SA=Summer Annual, WA=Winter Annual, B=Biennial P=Perennial

Plateau, 8 to 12 oz per acre

Common Name	Genus Species	PRE ¹	POST ²	Annual/Biennial/Perennial ³
BROADLEAVES				
Anoda, Spurred	<i>Anoda cristata</i>	C	6	SA
Baby's Breath ⁵	<i>Gypsophila paniculata</i>	—	C	P
Bedstraw, Catchweed	<i>Galium aparine</i>	C	C	WA
Bedstraw, Marsh	<i>Galium</i> spp.	C	C	WA
Beggarweed, Florida	<i>Desmodium tortuosum</i>	C	6	SA
Bindweed, Field	<i>Convolvulus arvensis</i>	—	C	P
Buffalobur	<i>Solanum rostratum</i>	—	C	SA
Burclover	<i>Medicago</i> sp.	—	4	SA
Chickweed, Common	<i>Stellaria media</i>	C	6	SA
Cocklebur, Common	<i>Xanthium strumarium</i>	C	6	SA
Cornsalad, Common	<i>Valerianella locusta</i>	—	C	WA
Crownbeard, Golden	<i>Verbisina encelloides</i>	C	2	SA
Dandelion	<i>Taraxacum officinale</i>	—	C	P
Dock, Curly	<i>Rumex crispus</i>	C	6	B
Fiddleneck	<i>Amsinckia</i> sp.	—	C	SA
Flax, Spurge	<i>Thymelaea passerina</i>	C	C	A
Flabane, Annual	<i>Erigeron annuus</i>	—	C	A
Geranium, Carolina	<i>Geranium carolinianum</i>	—	C	WA/B
Geranium, Cranesbill	<i>Geranium maculatum</i>	C	C	WA/B
Ground Cherry	<i>Physalis heterophylla</i>	—	C	P
Hemlock, Poison	<i>Conium maculatum</i>	C	6	B
Henbit	<i>Lamium amplexicaule</i>	C	3	WA/B

Plateau® herbicide, 8 to 12 oz per acre (CONT):

Common Name	Genus Species	PRE	POST	Annual/ Biennial/ Perennial ³
BROADLEAVES				
Houndstongue, Bristly	<i>Cynoglossum officinale</i>	C	C	B
Indigo, Hairy	<i>Indigofera hirsuta</i>	C	2	P
Jimsonweed	<i>Datura stramonium</i>	C	6	SA
Knapweed, Russian ⁵	<i>Centaurea repens</i>	—	C*	P
Knotweed, Prostrate	<i>Polygonum aviculare</i>	C	C	SA
Kochia*	<i>Kochia scoparia</i>	C	3	SA
Lambsquarters, Common	<i>Chenopodium album</i>	C	3	SA
Morningglory				
Cypressvine	<i>Ipomoea quamoclit</i>	C	6	SA
Entireleaf	<i>Ipomoea hederacea</i>	C	6	SA
Ivyleaf	<i>Ipomoea hederacea</i>	C	6	SA
Pitted	<i>Ipomoea lacunosa</i>	C	6	SA
Smallflower	<i>Jacquemontia tamnifolia</i>	C	6	SA
Tall	<i>Ipomoea purpurea</i>	C	6	SA
Mustard, Wild	<i>Brassica kaber</i>	C	C	WA
Onion, Wild	<i>Allium canadense</i>	C	C	P
Pepperweed, Perennial	<i>Lepidium latifolium</i>	—	C	P
Pigweed ⁴	<i>Amaranthus sp.</i>	C	6	SA
Plantain, Narrowleaf	<i>Plantago lanceolata</i>	C	C	B
Poinsettia, Wild	<i>Euphorbia heterophylla</i>	C	6	SA
Puncture Vine	<i>Tribulus terrestris</i>	—	C	SA
Purslane, Common	<i>Portulaca oleracea</i>	C	4	SA
Pusley, Florida	<i>Richardia scapra</i>	C	4	SA
Queen Anne's Lace	<i>Daucus carota</i>	C	C	B
Ragweed				
Common	<i>Ambrosia artemisiifolia</i>	C	3	SA
Giant	<i>Ambrosia trifida</i>	S	6	SA
Western	<i>Ambrosia psilostachya</i>	—	C	A/P
Rocket, Yellow	<i>Barbarea vulgaris</i>	C	C	WA
Senna, Coffee	<i>Cassia occidentalis</i>	C	4	SA
Sicklepod	<i>Senna obtusifolia</i>	C	6	SA
Sida, Prickly	<i>Sida spinosa</i>	C	6	SA
Smartweed				
Ladysthumb	<i>Polygonum persicaria</i>	C	C	SA
Pennsylvania	<i>Polygonum pennsylvanicum</i>	C	C	SA
Swamp	<i>Polygonum coccineum</i>	C	C	SA
Spurge				
Leafy	<i>Euphorbia esula</i>	—	FALL*	P
Spotted	<i>Euphorbia maculata</i>	C	4	SA
Toothed	<i>Euphorbia dentata</i>	C	4	SA
Starbur, Bristly	<i>Acanthospermum hispidum</i>	—	6	SA
Sunflower	<i>Helianthus annuus</i>	—	18	SA
Tansymustard	<i>Descurainia pinnata</i>	C	C	WA
Teasel, Common	<i>Dipsacus fullonum</i>	—	C	B
Thistle				
Bull	<i>Cirsium vulgare</i>	S	C	WA/B
Musk	<i>Carduus nutans</i>	S	C	B
Platt	<i>Cirsium canescens</i>	S	C	P
Russian*	<i>Salsola iberica</i>	C	3	A
Toadflax, Dalmatian	<i>Linaria dalmatica</i>	—	C*	P
Velvetleaf	<i>Abutilon theophrasti</i>	C	C	A
Vervain, Blue	<i>Verbena hastata</i>	—	S	WA
Vervain, prostrate	<i>Verbena bracteata</i>	—	C	P
Whitetop	<i>Cardaria spp.</i>	—	C	P
Willowherb	<i>Epilobium spp.</i>	—	C	P
Woodsorrel, Yellow	<i>Oxalis stricta</i>	C	C	P

Plateau, 8 to 12 oz per acre (CONT):

Common Name	Genus Species	PRE	POST	Annual/ Biennial/ Perennial ³
GRASS				
Bahiagrass	<i>Paspalum nutatum</i>	S	C*	P
Barley, Little	<i>Hordeum pusillum</i>	C	4	WA
Barley, Squirrel Tail	<i>Hordeum jubatum</i>	—	C	P
Barnyardgrass	<i>Echinochloa crus-galli</i>	C	6	SA
Canarygrass, Reed	<i>Phalaris arundinacea</i>	—	C	P
Cheat	<i>Bromus secalinus</i>	C	—	WA
Crabgrass	<i>Digitaria sp.</i>	C	6	SA
Crowfootgrass	<i>Dactyloctenium aegyptium</i>	C	C	SA
Dallisgrass	<i>Paspalum dilatatum</i>	S	C*	P
Downy Brome	<i>Bromus tectorum</i>	C	—	WA
Dropseed, Tall	<i>Sporobolus cryptandrus</i>	S	C	A/P
Fescue, Tall	<i>Festuca arundinacea</i>	C	C*	P
Foxtail				
Giant	<i>Setaria faberi</i>	C	C	SA
Green	<i>Setaria viridis</i>	C	C	SA
Knotroot	<i>Setaria geniculatus</i>	S	6	SA
Purple Robust	<i>Setaria viridis</i>	S	S	SA
Yellow	<i>Setaria glauca</i>	C	4	SA
Garlic, Wild	<i>Allium vineale</i>	C	C	P
Goosegrass	<i>Elusine indica</i>	C	3S	SA
Itchgrass	<i>Rottboellia cochinchinensis</i>	—	C*	SA
Johnsongrass				
Seedling	<i>Sorghum halepense</i>	C	C	SA
Rhizome	<i>Sorghum halepense</i>	—	C*	P
Medusahead	<i>Taeniatherum caput-medusae</i>	C	C	WA
Panicum				
Fall	<i>Panicum dichotomiflorum</i>	C	C	SA
Texas	<i>Panicum texanum</i>	C	C	SA
Ryegrass, Annual (Italian)	<i>Lolium multiflorum</i>	C	C	WA
Ryegrass, Perennial	<i>Lolium perenne</i>	—	C	P
Sandbur	<i>Cenchrus sp.</i>	S	C	A/P
Shattercane	<i>Sorghum bicolor</i>	C	C	SA
Signalgrass, Broadleaf	<i>Bracharia platyphylla</i>	C	C	SA
Smutgrass	<i>Sporobolus indicus</i>	—	C	P
Stiltgrass, Japanese	<i>Microstegium vimineum</i>	C	C	A
Stinkgrass, Annual	<i>Eragrostis ciliaris</i>	C	2	SA
Torpedograss	<i>Panicum repens</i>	—	C	P
Vaseygrass	<i>Paspalum urvillei</i>	—	C	P
Wild Oats	<i>Avena fatua</i>	—	C	WA
SEDGES/RUSHES				
Nutsedge				
Yellow	<i>Cyperus esculentus</i>	C	C	P
Purple	<i>Cyperus rotundus</i>	C	C	P
Rush	<i>Juncus sp.</i>	S	4	A/P

¹ C = control, S = suppression
² Maximum plant height in inches at time of application
³ Growth habit: A=Annual, SA=Summer Annual, WA=Winter Annual, B=Biennial, P=Perennial
⁴ Some species are tolerant and resistant biotypes are possible.
⁵ For annual control. The addition of 1-2 pints of 2,4-D will aid in burndown.
⁶ For best control apply in the fall.
 *See "SPECIAL WEED CONTROL" section

20/20

Conditions of Sale and Warranty

The **Directions For Use** of this product reflect the opinion of experts based on field use and tests. The directions are believed to be reliable and must be followed carefully. However, it is impossible to eliminate all risks inherently associated with the use of this product. Crop injury, ineffectiveness or other unintended consequences may result because of such factors as weather conditions, presence of other materials, or use of the product in a manner inconsistent with its labeling, all of which are beyond the control of BASF CORPORATION ("BASF") or the Seller. To the extent consistent with applicable law, all such risks shall be assumed by the Buyer.

BASF warrants that this product conforms to the chemical description on the label and is reasonably fit for the purposes referred to in the **Directions For Use**, subject to the inherent risks, referred to above.

To the extent consistent with applicable law, BASF makes no other express or implied warranty of fitness or merchantability or any other express or implied warranty.

To the extent consistent with applicable law, Buyer's exclusive remedy and BASF's exclusive liability, whether in contract, tort, negligence, strict liability, or otherwise, shall be limited to repayment of the purchase price of the product.

To the extent consistent with applicable law, BASF and the Seller disclaim any liability for consequential, special or indirect damages resulting from the use or handling of this product.

BASF and the Seller offer this product, and the Buyer and User accept it, subject to the foregoing **Conditions of Sale and Warranty** which may be varied only by agreement in writing signed by a duly authorized representative of BASF. 0408

USES WITH OTHER PRODUCTS (TANK-MIXES)

If this product is used in combination with any other product except as specifically recommended in writing by BASF, then to the extent consistent with applicable law, BASF shall have no liability for any loss, damage, or injury arising out of its use in any such combination not so specifically recommended. If used in combination recommended by BASF, to the extent consistent with applicable law, the liability of BASF shall in no manner extend to any damage, loss or injury not directly caused by the inclusion of the BASF product in such combination use, and in any event, to the extent consistent with applicable law, shall be limited to return of the amount of the purchase price of the BASF product.

AquaCap is a trademark of BASF.

Arsenal, CLEARFIELD, Pendulum, Plateau, Sahara and Weedmaster are registered trademarks of BASF.

Accord, Garlon, Grazon, Redeem, Remedy, Transline and Tordon are registered trademarks of Dow AgroSciences LLC.

Ally, Escort, Karmex, Krovar and Oust are registered trademarks of E.I. duPont de Nemours and Company.

Campaign, Roundup, Roundup Pro and Roundup Ultra are registered trademarks of Monsanto Technology LLC.

Endurance and Vanquish is a registered trademark of Syngenta Group Company.

Finale is a registered trademark of Bayer.

Microfoil is a trademark of Rhone Poulenc Ag Company.

Thru-Valve is a trademark of Waldrum Specialties.

© 2008 BASF Corporation
All rights reserved.

000241-00365.20080722.NVA 2008-04-126-0219
Supplemental: NVA 2006-04-126-0318
Supersedes: NVA 2006-04-126-0311
NVA 2004-04-126-0214

BASF Corporation
26 Davis Drive
Research Triangle Park, NC 27709



The Chemical Company