

241-364

9/20/2012

1/12



UNITED STATES ENVIRONMENTAL PROTECTION AGENCY
WASHINGTON, D.C. 20460

OFFICE OF CHEMICAL SAFETY
AND POLLUTION PREVENTION

Mr. Jeffrey Birk
BASF Corporation
26 Davis Dr
RTP, NC 27709

..... SEP 20 2012

Subject: Cadre Herbicide
EPA Registration Number 241-364
Application dated August 21, 2012
Main and Supplemental label- Addition of Louisiana to list of states, revision of
Spray Adjuvant Instructions supplemental label

Dear Mr. Birk,

The labeling referred to above, submitted in connection with registration under the Federal Insecticide, Fungicide, and Rodenticide Act as amended is acceptable. Amended labeling will supercede all previously accepted ones. A stamped copy of labeling is enclosed for your records. Submit one (1) copy of final printed labeling before you release the product for shipment.

The supplemental labeling referred to above and submitted in connection with registration under the Federal Insecticide, Fungicide and Rodenticide Act, as amended, is acceptable. It expires on December 31, 2014. A stamped copy of the label is enclosed for your records. Please submit one copy of your final printed label before you release the product for shipment.

If you have any questions, please contact Hope Johnson at 703-305-5410.

Sincerely,

Kable Bo Davis
Product Manager 25
Herbicide Branch
Registration Division (7505P)

FIRST AID	
If Inhaled	<ul style="list-style-type: none"> • Move person to fresh air. If person is not breathing, call 911 or an ambulance; then give artificial respiration, preferably mouth to mouth if possible. • Call a poison control center or doctor for further treatment advice.
If on skin or clothing	<ul style="list-style-type: none"> • Take off contaminated clothing. • Rinse skin immediately with plenty of water for 15 to 20 minutes. • Call a poison control center or doctor for treatment advice.
If in eyes	<ul style="list-style-type: none"> • Hold eye open and rinse slowly and gently with water for 15 to 20 minutes. • Remove contact lenses, if present, after the first 5 minutes; then continue rinsing. • Call a poison control center for treatment advice.
HOTLINE NUMBER	
Have the product container or label with you when calling a poison control center or doctor or going for treatment. You may also contact BASF Corporation for emergency medical treatment information: 1-800-832-HELP (4357).	

Precautionary Statements

Hazards to Humans and Domestic Animals

CAUTION. Avoid breathing spray mist. Avoid contact with skin, eyes or clothing. Wash thoroughly with soap and water after handling.

Personal Protective Equipment (PPE)

Applicators and other handlers must wear:

- Long-sleeved shirt and long pants
- Chemical-resistant gloves made of any waterproof material
- Shoes plus socks

Follow manufacturer's instructions for cleaning and maintaining PPE. If no such instructions for washables exist, use detergent and hot water. Keep and wash PPE separately from other laundry.

USER SAFETY RECOMMENDATIONS

Users should:

- Wash hands before eating, chewing gum, using tobacco or using the toilet.
- Remove clothing/PPE immediately if pesticide gets inside. Then wash thoroughly and put on clean clothing.
- Remove PPE immediately after handling this product. Wash the outside of gloves before removing. As soon as possible, wash thoroughly and change into clean clothing.

Environmental Hazards

DO NOT apply directly to water, or to areas where surface water is present, or to intertidal areas below the mean high water mark.

DO NOT contaminate water when cleaning equipment or disposing of equipment washwaters or rinsate.

This chemical demonstrates the properties and characteristics associated with chemicals detected in groundwater. The use of this chemical in areas where soils

are permeable, particularly where the water table is shallow, may result in groundwater contamination.

Directions For Use

It is a violation of federal law to use this product in a manner inconsistent with its labeling.

DO NOT apply this product in a way that will contact workers or other persons, either directly or through drift. Only protected handlers may be in the area during application. For any requirements specific to your state or tribe, consult the agency responsible for pesticide regulation.

This labeling must be in the possession of the user at the time of pesticide application.


Observe all cautions and limitations on this label and on the labels of products used in combination with **Cadre® herbicide**. **DO NOT** use **Cadre** other than in accordance with the instructions set forth on this label; this may help prevent crop response. Keep containers closed to avoid spills and contamination.

DO NOT apply this product through any type of irrigation system.

DO NOT graze or feed treated peanut hay to livestock.

DO NOT apply more than 0.063 lb ai/A imazapic (4.0 fluid ozs/A of **Cadre**) per application or per use season.

Preharvest Interval: There must be an interval of at least **90 days** between an application of **Cadre** and peanut harvest.



4/12

AGRICULTURAL USE REQUIREMENTS

Use this product only in accordance with its labeling and with the Worker Protection Standard, 40 CFR part 170. This standard contains requirements for the protection of agricultural workers on farms, forests, nurseries, and greenhouses, and handlers of agricultural pesticides. It contains requirements for training, decontamination, notification, and emergency assistance. It also contains specific instructions and exceptions pertaining to the statements on this label about personal protective equipment (PPE) and restricted-entry interval. The requirements in this box only apply to uses of this product that are covered by the Worker Protection Standard.

DO NOT enter or allow worker entry into treated areas during the restricted-entry interval (REI) of **12 hours**.

PPE required for early entry to treated areas that is permitted under the Worker Protection Standard and that involves contact with anything that has been treated, such as plants, soil, or water, is:

- Coveralls
- Chemical-resistant gloves made of any waterproof material
- Shoes plus socks

STORAGE AND DISPOSAL

DO NOT contaminate water, food or feed by storage or disposal.

Pesticide Storage

KEEP FROM FREEZING. DO NOT store below 20° F.

Pesticide Disposal

Wastes resulting from the use of this product may be disposed of on-site or at an approved waste disposal facility.


Container Handling

Nonrefillable Container. DO NOT reuse or refill this container. Triple rinse or pressure rinse container (or equivalent) promptly after emptying; then offer for recycling, if available, or reconditioning, if appropriate, or puncture and dispose of in a sanitary landfill, or by incineration, or by other procedures approved by state and local authorities.

Triple rinse containers small enough to shake (capacity ≤ 5 gallons) as follows: Empty the remaining contents into application equipment or a mix tank and drain for 10 seconds after the flow begins to drip. Fill the container 1/4 full with water and recap. Shake for 10 seconds. Pour rinsate into application equipment or a mix tank, or store rinsate for later use or disposal. Drain for 10 seconds after the flow begins to drip. Repeat this procedure two more times.

Triple rinse containers too large to shake (capacity > 5 gallons) as follows: Empty the remaining contents into application equipment or a mix tank. Fill the container 1/4 full with water. Replace and tighten closures. Tip container on its side and roll it back and forth, ensuring at least one complete revolution, for 30 seconds. Stand the container on its end and tip it back and forth several times. Turn the container over onto its other end and tip it back and forth several times. Empty the rinsate into application equipment or a mix tank, or store rinsate for later use or disposal. Repeat this procedure two more times.

Pressure rinse as follows: Empty the remaining contents into application equipment or mix tank and continue to drain for 10 seconds after the flow begins to drip. Hold container upside down over application equipment or mix tank, or collect rinsate for later use or disposal. Insert pressure rinsing nozzle in the side of the container and rinse at about 40 PSI for at least 30 seconds. Drain for 10 seconds after the flow begins to drip.



In Case of Emergency

In case of large-scale spillage regarding this product, call:

- CHEMTREC 1-800-424-9300
- BASF Corporation 1-800-832-HELP (4357)

In case of medical emergency regarding this product, call:

- Your local doctor for immediate treatment
- Your local poison control center (hospital)
- BASF Corporation 1-800-832-HELP (4357)

Steps to be taken in case material is released or spilled:

- Dike and contain the spill with inert material (sand, earth, etc.) and transfer liquid and solid diking material to separate containers for disposal.
- Remove contaminated clothing and wash affected skin areas with soap and water.
- Wash clothing before reuse.
- Keep the spill out of all sewers and open bodies of water.

PRODUCT INFORMATION

Cadre® herbicide can be applied early postemergence in peanuts. Refer to the specific treatment under the **APPLICATION INSTRUCTIONS** section of the label.

The weed killing activity involves uptake of **Cadre** by weed roots and/or foliage and rapid translocation to the growing points. After **Cadre** application, susceptible weeds may show yellowing and weed growth will stop. Several days may be required before the complete death of susceptible weeds. Adequate soil moisture is important for optimum **Cadre** activity. When adequate soil moisture is present, **Cadre** will have residual activity on susceptible germinating weeds; activity on established weeds will depend on the weed species and the depth of its root system in the soil. If adequate rainfall is not received within 5 days, then irrigation at 0.75 inch/acre will serve to activate the **Cadre** soil residual activity. Also when adequate soil moisture is not present and irrigation is not an option then a timely cultivation made at least 14 days after **Cadre** application may improve general herbicide performance.

A **Cadre** application may result in some peanut yellowing and/or a reduction in vine growth.

Under adverse conditions (including but not limited to high pH ≥ 7.5 , low nutrient availability, saline conditions, and/or hardpans), **Cadre** application may induce an adverse crop response.

Naturally occurring biotypes* of some of the weeds listed on this label may not be effectively controlled by this and/or other products with either the ALS/AHAS enzyme inhibiting mode of action. Other herbicides with the ALS/AHAS enzyme inhibiting mode of action include the sulfonylureas (e.g. **Accent®**, **Basis®**, **Classic®**, **Concert®**, **Exceed®**, **Permit®**, **Pinnacle® herbicides**, etc.), the sulfonamides (e.g. **Broadstrike™ herbicide**, etc.) and the pyrimidyl benzoates (e.g. **Staple® herbicide**, etc.). If

naturally occurring ALS/AHAS resistant biotypes are present in a field, **Cadre** and/or any other ALS/AHAS enzyme inhibiting mode of action herbicide should be tank mixed or applied sequentially with an appropriate registered herbicide having a different mode of action to ensure control.

*A weed biotype is a naturally occurring plant within a given species that has a slightly different, but distinct, genetic makeup from other plants.

Use of **Cadre** is expected to result in normal growth of rotational crops in most situations; however, various environmental and agronomic factors make it impossible to eliminate all risks associated with the use of this product and, therefore, rotational crop injury is always possible.

Replanting: If replanting is necessary in a field previously treated with **Cadre**, the field may be replanted to peanuts. Rework the soil no deeper than 2 inches. **DO NOT** apply an additional treatment of **Cadre** or **Pursuit® herbicide**.

MANAGING OFF-TARGET MOVEMENT


Refer to the **SPRAYING INSTRUCTIONS** section of this label for the specific application directions for **Cadre**.

Spray Drift: Avoiding spray drift at the application site is the responsibility of the applicator. The interaction of many equipment-related and weather-related factors determines the potential for spray drift. The applicator and the grower are responsible for considering all these factors when making decisions.

Spray drift from applying this product may result in damage to sensitive plants adjacent to the treatment area. Only apply this product when the potential for drift to these and other adjacent sensitive areas (e.g. residential areas, bodies of water, known habitat for threatened or endangered species, or non-target crops) is minimal. **DO NOT** apply when the following conditions exist that increase the likelihood of spray drift from intended targets: high or gusty winds, high temperatures, low humidity, temperature inversions.

To minimize spray drift, the applicator must be familiar with and take into account the following drift reduction advisory information. Additional information may be available from state enforcement agencies or the Cooperative Extension on the application of this product.

The best drift management strategy and most effective way to reduce drift potential is to apply large droplets that provide sufficient coverage and control. Applying larger droplets reduces drift potential but will not prevent drift if applications are made improperly or under unfavorable environmental conditions (see **Wind, Temperature and Humidity; and Temperature Inversions**).



Controlling droplet size:

- **Volume** - Use high flow rate nozzles to apply the highest practical spray volume. Nozzles with higher rated flows produce larger droplets.
- **Pressure - DO NOT** exceed the nozzle manufacturer's recommended pressures. For many nozzle types, lower pressure produces larger droplets. When higher flow rates are needed, use higher flow rate nozzles instead of increasing pressure.
- **Number of Nozzles** - Use the minimum number of nozzles that provide uniform coverage.
- **Nozzle Orientation** - Orienting nozzles so that the spray is released parallel to the airstream produces larger droplets than other orientations and is recommended practice. Significant deflection from the horizontal will reduce droplet size and increase drift potential.
- **Nozzle Type** - Use a nozzle type that is designed for the intended application. With most nozzle types, narrower spray angles produce larger droplets. Consider using low-drift nozzles. Solid stream nozzles oriented straight back produce the largest droplets and the lowest drift. **DO NOT** use nozzles producing a mist droplet spray.

Application Height: Making applications at the lowest possible height (ground driven spray boom) that is safe and practical reduces exposure of droplets to evaporation and wind.

Swath Adjustment: When applications are made with a crosswind, the swath will be displaced downwind. Therefore, on the upwind and downwind edges of the field, the applicator must compensate for this displacement by adjusting the path of the application equipment upwind. Swath adjustment distance should increase with increasing drift potential (higher wind, smaller droplets, etc.).

Wind: Drift potential is lowest between wind speeds of 3 to 10 mph. However, many factors, including droplet size and equipment type, determine drift potential at any given speed. Application must be avoided below 3 mph due to variable wind direction and high inversion potential.

NOTE: Local terrain can influence wind patterns. Every applicator should be familiar with local wind patterns and how they affect spray drift.

Temperature and Humidity: When making applications in low relative humidity, set up equipment to produce larger droplets to compensate for evaporation. Droplet evaporation is most severe when conditions are both hot and dry.

Temperature Inversions: Drift potential is high during a temperature inversion. Temperature inversions restrict vertical air mixing, which causes small suspended droplets to remain in a concentrated cloud, which can move in unpredictable directions due to the light, variable winds common during inversions. Temperature inversions are characterized by increasing temperatures with altitude and are common on nights with limited cloud cover and light-to-no wind. They begin to form as the sun sets and often

continue into the morning. Their presence can be indicated by ground fog; however, if fog is not present, inversions can also be identified by the movement of smoke from a ground source or an aircraft smoke generator. Smoke that layers and moves laterally in a concentrated cloud (under low wind conditions) indicates an inversion, while smoke that moves upward and rapidly dissipates indicates good vertical air mixing.

Wind Erosion: Avoid treating powdery, dry or light sandy soils when conditions are favorable for wind erosion. Under these conditions, the soil surface should first be settled by rainfall or irrigation.

Ground Application (Broadcast): Use 5 or more gallons of water per acre (the maximum recommended spray volume for **Cadre® herbicide** is 10 gallons per acre). The actual minimum spray volume per acre is determined by the spray equipment used. Use adequate spray volume to provide accurate and uniform distribution of spray particles over the treated area and to avoid spray drift.

MIXING INSTRUCTIONS

Fill the spray tank 1/2 to 3/4 full with clean water. Use a calibrated measuring device to measure the required amount and add the required amount of **Cadre** to the spray tank while agitating. Fill the remainder of the tank with water.

Add a nonionic surfactant, organosilicate adjuvant or crop oil concentrate to the spray tank. Maintain agitation while spraying to ensure a uniform spray mixture. An antifoaming agent may be added to the tank if needed.

When tank mixing **Cadre** with recommended herbicides, add wettable powders, dispersible granules or other dry formulations first, then ECs, then **Cadre**, and then an adjuvant.

To avoid injury to sensitive crops, spray equipment used for **Cadre** applications must be drained and thoroughly cleaned with water before applying other products or spraying other crops.

SPRAYING INSTRUCTIONS

DO NOT apply if wind conditions, temperature inversion conditions, or other conditions may cause drift onto adjacent areas or sensitive crops. Sensitive crops include, but are not limited to, leafy vegetables and cotton.

DO NOT apply if rainfall is threatening. Rainfall within 3 hours after **Cadre** application may reduce weed control.

Ground Application

Uniformly apply with properly calibrated ground equipment in 10 or more gallons of water per acre. A spray pressure of 20 to 40 psi is recommended.

To ensure proper spray coverage, the sprayer must be calibrated to deliver the recommended spray volume and pressure and the spray boom height adjusted to ensure proper coverage of weed foliage (according to the manufacturer's recommendation). Spray nozzle tips should be

selected to provide an even and thorough distribution of the spray mixture. The use of boomless or flood type nozzles is not recommended and may result in decreased weed control.

DO NOT apply by helicopter, airplane, or any other aerial equipment.

Avoid overlaps when spraying.

APPLICATION INSTRUCTIONS

Cadre[®] herbicide is active on many grass weeds, but a soil-active grass herbicide such as **Prowl**[®] herbicide or **Sonalan**[™] herbicide should be applied according to label directions before **Cadre** use.

Apply **Cadre** at a rate of 4.0 ounces per acre (0.063 lb ai/A) plus an approved spray adjuvant (refer to the **SPRAY ADJUVANTS** section of this label) early postemergence to control broadleaf and grass weeds in peanuts. Refer to the **WEEDS CONTROLLED** chart below for weed species controlled.

WEEDS CONTROLLED

An early postemergence application of **Cadre**, at a use rate of 4.0 ounces per acre*, will control or suppress the weeds listed below.

BROADLEAF WEEDS CONTROLLED	MAXIMUM HEIGHT AT APPLICATION (inches)
Anoda, spurred	2
Burgherkin	2
Carpetweed	2
Citronmelon	2
Cocklebur, common	6
Crownbeard, golden	2
Indigo, hairy	2
Morningglory, cypressvine	3
Morningglory, entireleaf	3
Morningglory, ivyleaf	3
Morningglory, pitted	3
Morningglory, smallflower	3
Morningglory, tall	3
Pigweed, Amaranth,	2
Pigweed, Palmer	2
Pigweed, redroot	4
Pigweed, smooth	4
Pigweed, spiny	4
Poinsettia, wild	2
Pusley, Florida	2
Radish, wild	4
Redweed	4

(continued)

WEEDS CONTROLLED (continued)

BROADLEAF WEEDS CONTROLLED	MAXIMUM HEIGHT AT APPLICATION (inches)
Senna, coffee	3
Sicklepod	3
Sida, prickly	2
Spurge spp.	2
Starbur, bristly	2
Velvetleaf	2

BROADLEAF WEEDS SUPPRESSED	MAXIMUM HEIGHT AT APPLICATION (inches)
Beggarweed, Florida	2
Lamsbquarters, common	2
Ragweed, common	2

GRASS WEEDS CONTROLLED*	MAXIMUM HEIGHT AT APPLICATION (inches)
Crabgrass, large	4
Crabgrass, smooth	4
Crowfootgrass	2
Johnsongrass, rhizome**	8 to 10
Johnsongrass, seedling	4
Panicum, fall	4
Panicum, Texas	2
Sandbur spp.	4
Signalgrass, broadleaf	4

GRASS WEEDS SUPPRESSED	MAXIMUM HEIGHT AT APPLICATION (inches)
Goosegrass	2

SEDGES CONTROLLED	MAXIMUM HEIGHT AT APPLICATION (inches)
Nutsedge, purple	4
Nutsedge, yellow	4

***Cadre** will control many grass weeds which escape from the application of a soil-applied grass herbicide. However, **Cadre** should be used as a component of a grass weed control program and following the application of a soil-applied grass herbicide. Grass weeds must be present at the time of application to obtain control.

For control of rhizome johnsongrass, weeds must be at least 8 to 10 inches tall at application. Smaller weeds do not generally have enough leaf surface area to take up enough **Cadre for complete control.

8/12

SPRAY ADJUVANTS

Alabama, Arizona, Arkansas, Florida, Georgia, Louisiana, Mississippi, Missouri, North Carolina, South Carolina, Tennessee, Texas (except West Texas), and Virginia

Always include a nonionic surfactant or crop oil concentrate with **Cadre**® herbicide applications. Use a nonionic surfactant with at least 80% active ingredient at one quart of surfactant for each 100 gallons of spray solution. If using crop oil concentrate, add one quart per acre. Under adverse application conditions (dry weather, larger weeds), the use of a crop oil concentrate at one quart per acre, and fertilizer (spray grade ammonium sulfate at 2.5 lbs per acre or liquid fertilizer at 1 to 2 quarts per acre) is recommended.

New Mexico, Oklahoma, and West Texas Only

Always include either a crop oil concentrate, or methylated seed oil concentrate or blends of these containing an organosilicate-based surfactant at 1 quart per acre. **DO NOT** use a nonionic surfactant as an adjuvant. Maintain agitation while spraying to ensure a uniform spray mixture.

CULTIVATION

The control of difficult weeds (such as Florida beggarweed) and weeds treated under dry conditions is often greatly enhanced by a timely cultivation. Cultivation should be done at least 14 days after **Cadre** application.

DO NOT cultivate prior to 14 days after **Cadre** application since this timing is too early to take full advantage of the weed control activity offered by **Cadre**. In addition, cultivations should be shallow to avoid excessive movement of treated soil and to avoid exposing weed seed buried deep within the soil.

HERBICIDE COMBINATIONS

Cadre may be tank mixed with other herbicides if the practice is not prohibited by the label of the tank mix partner. When **Cadre** is tank mixed with another herbicide, read each label carefully to determine use rates, methods of application, proper timing, weeds controlled, restrictions and precautions. Always use in accordance with the more restrictive label. No labeled use rate may be exceeded. **DO NOT** mix **Cadre** with any product whose label prohibits tank mixes.

Using **Gramoxone**® or **Classic**® herbicides in tank mixtures with **Cadre** may result in increased peanut injury.

Using **Basagran**® herbicide in tank mixtures with **Cadre** may result in reduced broadleaf weed control.

Using a postemergence grass control herbicide or fungicide in tank mixtures with **Cadre** may result in reduced weed control.

It is not recommended to use **Cadre** in combination with or following a **Pursuit**® herbicide or **Strongarm**™ herbicide

application due to the potential for herbicide resistance development and uncertainty regarding crop response.

ROTATIONAL CROPS

The following rotational crops may be planted after applying **Cadre** in peanuts:

1. Any interval after **Cadre** application:
Peanuts
2. Four months after **Cadre** application:
Bahagrass
Rye
Wheat
3. Nine months after **Cadre** application:
Field corn
Snap beans
Southern peas
Soybeans
Tobacco
4. Eighteen months after **Cadre** application:
Barley
Cotton*
Grain sorghum
Oats
Onions**
Sweet corn
5. Twenty-six months after **Cadre** application:
All crops not otherwise listed
6. Forty months after **Cadre** application:
Canola
Potatoes
Red table beets
Sugarbeets

Use of **Cadre** in accordance with label directions is expected to result in normal growth of rotational crops in most situations; however, various environmental and agronomic factors make it impossible to eliminate all risks associated with the use of this product and, therefore, rotational crop injury is always possible.

Application of products containing chlorimuron ethyl (e.g. **Classic**) or imazethapyr (e.g. **Pursuit**) the same year as labeled rates of **Cadre** may increase the risk of injury to sensitive rotational crops. Consult labels for specified uses of these products in combinations. Always follow the more restrictive label limitations and precautions.

***For Arizona, Arkansas, New Mexico, Oklahoma, and Texas only:** Cotton may be planted 18 months after **Cadre** application in the states of Arizona, Arkansas, New Mexico, Oklahoma, and Texas unless drought conditions develop the year of **Cadre** application. **DO NOT** rotate to cotton at 18 months after **Cadre** application if less than 15 inches of rainfall or irrigation is received from the time of **Cadre** application through November 1 of the same year. If drought conditions develop the year of **Cadre** application, cotton may be planted 26 months after **Cadre** application.

****For Florida and Georgia only**

WEED LIST

Common Name	Scientific Name
BROADLEAF WEEDS	
Anoda, spurred	<i>Anoda cristata</i>
Beggarweed, Florida	<i>Desmodium tortuosum</i>
Burgherkin	<i>Cucumis anguria</i>
Carpetweed	<i>Mollugo verticillata</i>
Citronmelon	<i>Citrullus lanatus</i> var. <i>citroides</i>
Cocklebur, common	<i>Xanthium strumarium</i>
Crownbeard, golden	<i>Verbesina encelioides</i>
Indigo, hairy	<i>Indigofera hirsuta</i>
Lambsquarters, common	<i>Chenopodium album</i>
Morningglory, cypressvine	<i>Ipomoea quamoclit</i>
Morningglory, entireleaf	<i>Ipomoea hederacea</i> var. <i>integruscula</i>
Morningglory, ivyleaf	<i>Ipomoea hederacea</i>
Morningglory, pitted	<i>Ipomoea lacunosa</i>
Morningglory, smallflower	<i>Jacquemontia tamnifolia</i>
Morningglory, tall	<i>Ipomoea purpurea</i>
Pigweed, Amaranth	<i>Amaranthus palmeri</i>
Pigweed, Palmer	<i>Amaranthus palmeri</i>
Pigweed, redroot	<i>Amaranthus retroflexus</i>
Pigweed, smooth	<i>Amaranthus hybridus</i>
Pigweed, spiny	<i>Amaranthus spinosus</i>
Poinsettia, wild	<i>Euphorbia heterophylla</i>
Pusley, Florida	<i>Richardia scabra</i>
Radish, wild	<i>Raphanus raphanistrum</i>
Ragweed, common	<i>Ambrosia artemisiifolia</i>
Redweed	<i>Melochia corchorifolia</i>
Senna, coffee	<i>Cassia occidentalis</i>
Sicklepod	<i>Cassia obtusifolia</i>
Sida, prickly	<i>Sida spinosa</i>
Spurge spp.	<i>Euphorbia</i> spp.
Starbur, bristly	<i>Acanthospermum hispidum</i>
Velvetleaf	<i>Abutilon theophrasti</i>
GRASS WEEDS	
Crabgrass, large	<i>Digitaria sanguinalis</i>
Crabgrass, smooth	<i>Digitaria ischaemum</i>
Crowfootgrass	<i>Dactyloctenium aegyptium</i>
Goosegrass	<i>Eleusine indica</i>
Johnsongrass	<i>Sorghum halepense</i>
Panicum, fall	<i>Panicum dichotomiflorum</i>
Panicum, Texas	<i>Panicum texanum</i>
Sandbur spp.	<i>Cenchrus</i> spp.
Signalgrass, broadleaf	<i>Brachiaria platyphylla</i>

WEED LIST (continued)

Common Name	Scientific Name
SEDGES	
Nutsedge, purple	<i>Cyperus rotundus</i>
Nutsedge, yellow	<i>Cyperus esculentus</i>

Handwritten notes and symbols (dots) scattered on the right margin.

10/12

Conditions of Sale and Warranty

The **Directions For Use** of this product reflect the opinion of experts based on field use and tests. The directions are believed to be reliable and must be followed carefully. However, it is impossible to eliminate all risks inherently associated with the use of this product. Crop injury, ineffectiveness or other unintended consequences may result because of such factors as weather conditions, presence of other materials, or use of the product in a manner inconsistent with its labeling, all of which are beyond the control of BASF CORPORATION ("BASF") or the Seller. To the extent consistent with applicable law, all such risks shall be assumed by the Buyer.

BASF warrants that this product conforms to the chemical description on the label and is reasonably fit for the purposes referred to in the **Directions For Use**, subject to the inherent risks, referred to above.

TO THE EXTENT CONSISTENT WITH APPLICABLE LAW, BASF MAKES NO OTHER EXPRESS OR IMPLIED WARRANTY OF FITNESS OR MERCHANTABILITY OR ANY OTHER EXPRESS OR IMPLIED WARRANTY.

TO THE EXTENT CONSISTENT WITH APPLICABLE LAW, BUYER'S EXCLUSIVE REMEDY AND BASF'S EXCLUSIVE LIABILITY, WHETHER IN CONTRACT, TORT, NEGLIGENCE, STRICT LIABILITY, OR OTHERWISE, SHALL BE LIMITED TO REPAYMENT OF THE PURCHASE PRICE OF THE PRODUCT.

TO THE EXTENT CONSISTENT WITH APPLICABLE LAW, BASF AND THE SELLER DISCLAIM ANY LIABILITY FOR CONSEQUENTIAL, EXEMPLARY, SPECIAL OR INDIRECT DAMAGES RESULTING FROM THE USE OR HANDLING OF THIS PRODUCT.

BASF and the Seller offer this product, and the Buyer and User accept it, subject to the foregoing **Conditions of Sale and Warranty** which may be varied only by agreement in writing signed by a duly authorized representative of BASF.

1108

Basagran, Cadre, Prowl, and Pursuit are registered trademarks of BASF.

Accent, Basis, Classic, Concert, Pinnacle, and Staple are registered trademarks of E.I. du Pont de Nemours & Co., Inc.

Broadstrike, Sonalan, and Strongarm are trademarks of Dow AgroSciences LLC.

Exceed is a registered trademark of Novartis Crop Protection, Inc.

Gramoxone is a registered trademark of a Syngenta Group Company.

Permit is a registered trademark of Nissan Chemical Industries, Ltd.

USES WITH OTHER PRODUCTS (TANK MIXES)

If this product is used in combination with any other product except as specifically recommended in writing by BASF then BASF shall have no liability for any loss, damage, or injury arising out of its use in any such combination not so specifically recommended. If used in combination recommended by BASF, the liability of BASF shall in no manner extend to any damage, loss or injury not directly caused by the inclusion of the BASF product in such combination use, and in any event shall be limited to return of the amount of the purchase price of the BASF product.

© 2012 BASF Corporation
All rights reserved.

000241-00364.20120816.NVA 2012-04-265-0181

Supersedes: NVA 2012-04-265-0025

Supplemental: NVA 2012-04-265-0182

BASF Corporation
26 Davis Drive
Research Triangle Park, NC 27709



The Chemical Company

11/12

Supplemental Label



Revised spray adjuvant instructions for the states of:

Alabama, Arizona, Arkansas, Florida, Georgia, Louisiana, Mississippi, Missouri, New Mexico, North Carolina, Oklahoma, South Carolina, Tennessee, Texas, and Virginia

The Directions For Use on this supplemental label specifically supersede those appearing on the Cadre® herbicide container label.

This supplemental label expires December 31, 2014, and must not be used or distributed after this date.

Active Ingredient:

ammonium salt of imazapic [(±)-2-[4,5-dihydro-4-methyl-4-(1-methylethyl)-5-oxo-1H-imidazol-2-yl]-5-methyl-3-pyridinecarboxylic acid]*	23.6%
Other Ingredients:	76.4%
Total:	100.0%

*Equivalent to 22.2% (±)-2-[4,5-dihydro-4-methyl-4-(1-methylethyl)-5-oxo-1H-imidazol-2-yl]-5-methyl-3-pyridinecarboxylic acid (1 gallon contains 2.0 pounds of active ingredient as the free acid)

EPA Reg. No. 241-364

Directions For Use

- It is a violation of federal law to use this product in a manner inconsistent with its labeling.
- The supplemental labeling and the entire **Cadre** container label, EPA Reg. No. 241-364, must be in possession of the user at the time of application.
- Read the label affixed to the container for **Cadre** before applying.
- Use of **Cadre** according to this labeling is subject to the use precautions and limitations imposed by the label affixed to the container for **Cadre**.

Spray Adjuvants


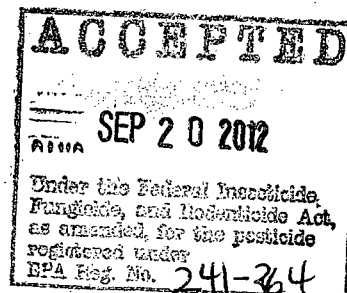
Alabama, Arizona, Arkansas, Florida, Georgia, Louisiana, Mississippi, Missouri, North Carolina, South Carolina, Tennessee, Texas (except for West Texas), and Virginia

Always include a nonionic surfactant or crop oil concentrate with **Cadre** applications. Use a nonionic surfactant with at least 80% active ingredient at one quart of surfactant for each 100 gallons of spray

solution. If using crop oil concentrate, add one quart per acre. Under adverse application conditions (dry weather, larger weeds), the use of a crop oil concentrate at one quart per acre, and fertilizer (spray grade ammonium sulfate at 2.5 lbs per acre or liquid fertilizer at 1 to 2 quarts per acre) is recommended.

New Mexico, Oklahoma, and West Texas Only

Always include either a crop oil concentrate, or methylated seed oil concentrate, or blends of these containing an organosilicate-based surfactant at 1 quart per acre. **DO NOT** use a nonionic surfactant as an adjuvant. Maintain agitation while spraying to ensure a uniform spray mixture.



12/12

Conditions of Sale and Warranty

The **Directions For Use** of this product reflect the opinion of experts based on field use and tests. The directions are believed to be reliable and must be followed carefully. However, it is impossible to eliminate all risks inherently associated with the use of this product. Crop injury, ineffectiveness or other unintended consequences may result because of such factors as weather conditions, presence of other materials, or use of the product in a manner inconsistent with its labeling, all of which are beyond the control of BASF CORPORATION ("BASF") or the Seller. To the extent consistent with applicable law, all such risks shall be assumed by the Buyer.

BASF warrants that this product conforms to the chemical description on the label and is reasonably fit for the purposes referred to in the **Directions For Use**, subject to the inherent risks, referred to above.

TO THE EXTENT CONSISTENT WITH APPLICABLE LAW, BASF MAKES NO OTHER EXPRESS OR IMPLIED WARRANTY OF FITNESS OR MERCHANTABILITY OR ANY OTHER EXPRESS OR IMPLIED WARRANTY.

TO THE EXTENT CONSISTENT WITH APPLICABLE LAW, BUYER'S EXCLUSIVE REMEDY AND BASF'S EXCLUSIVE LIABILITY, WHETHER IN CONTRACT, TORT, NEGLIGENCE, STRICT LIABILITY, OR OTHERWISE, SHALL BE LIMITED TO REPAYMENT OF THE PURCHASE PRICE OF THE PRODUCT.

TO THE EXTENT CONSISTENT WITH APPLICABLE LAW, BASF AND THE SELLER DISCLAIM ANY LIABILITY FOR CONSEQUENTIAL, EXEMPLARY, SPECIAL OR INDIRECT DAMAGES RESULTING FROM THE USE OR HANDLING OF THIS PRODUCT.

BASF and the Seller offer this product, and the Buyer and User accept it, subject to the foregoing **Conditions of Sale and Warranty** which may be varied only by agreement in writing signed by a duly authorized representative of BASF.

1108

Cadre is a registered trademark of BASF.

©2012 BASF Corporation
All rights reserved.

000241-00364.20120816.NVA 2012-04-265-0182

Based on: NVA 2012-04-265-0181

BASF Corporation
26 Davis Drive
Research Triangle Park, NC 27709



The Chemical Company