

NOV 01 1994

Mr. John J. Wrubel
American Cyanamid Company
Agricultural Research Division
P.O. Box 400
Princeton, NJ 08543-0400

Dear Mr. Wrubel:

Subject: SCEPTER® O.T.® Herbicide
EPA Registration No. 241-321
Application Dated August 9, 1994, Request To Update
and Improve Label Text and To Include a Revised
Field Corn Crop Rotation Planting Interval

The proposed amendments to the registration of the subject pesticide product have been reviewed and found acceptable under the Federal Insecticide, Fungicide and Rodenticide Act as amended, provided that you:

- o Submit one copy of the final printed labeling prior to shipment of this product under the proposed labeling.

If this condition is not complied with, the registration will be subject to cancellation in accordance with FIFRA, Section 6(e). Your release for shipment of the product constitutes acceptance of this condition.

A stamped copy of the labeling is enclosed for your records.

Sincerely yours,

Joanne I. Miller
Product Manager (23)
Fungicide-Herbicide Branch
Registration Division (7505C)

E. Wilson: Diskette ABC15:10-31-94

BEST AVAILABLE COPY

20714

NOV 01 1994

SCEPTER® O.T.®
herbicide
FOR USE IN SOYBEANS

Under the Federal Insecticide, Fungicide, and Rodenticide Act as amended, for the use(s) registered under EPA Reg. No.

241-321

ACTIVE INGREDIENTS:

Sodium salt of imazaquin (2-[4,5-dihydro-4-methyl-4-(1-methylethyl)-5-oxo-1H-imidazol-2-yl]-3-quinolinecarboxylic acid)*	5.61%
Sodium salt of acifluorfen: Sodium 5-(2-chloro-4-(trifluoromethyl) phenoxy-2-nitrobenzoate)	20.93%
INERT INGREDIENTS	73.46%
TOTAL	100.00%

* Equivalent to 5.24%, 2-[4,5-dihydro-4-methyl-4-(1-methylethyl)-5-oxo-1H-imidazol-2-yl]-3-quinolinecarboxylic acid. SCEPTER O.T. contains 2.5 pounds of active ingredients per gallon (0.5 pounds active ingredient of imazaquin and 2.0 pounds active ingredient of acifluorfen per gallon).

EPA Reg. No. 241-321

EPA Est. No.

KEEP OUT OF REACH OF CHILDREN

DANGER!/PELIGRO!

Si usted no entiende la etiqueta, busque a alguien para que se la explique a usted en detalle. (If you do not understand this label, find someone to explain it to you in detail.)

STATEMENT OF PRACTICAL TREATMENT

- IF IN EYES:** Hold eyelids open and flush with a steady, gentle stream of water for 15 minutes. Get medical attention.
- IF SWALLOWED:** Drink promptly a large quantity of milk, egg white, gelatin solution, or if these are not available, large quantities of water. Avoid alcohol. Get medical attention.
- IF ON SKIN:** Wash with plenty of soap and water. Get medical attention if irritation persists.
- IF INHALED:** Remove victim to fresh air.

NOTE TO PHYSICIAN: Probable mucosal damage may contraindicate the use of gastric lavage.


In case of emergency endangering life or property involving this product, call collect, day or night, Area Code 201-835-3100.

See Next Page For Additional Precautionary Statements.

AMERICAN CYANAMID COMPANY
AGRICULTURAL PRODUCTS DIVISION
CROP PROTECTION CHEMICALS DEPARTMENT
WAYNE, NJ 07470 ©1994 1993

Net Contents:

®Registered Trademark of American Cyanamid Company



3044

**PRECAUTIONARY STATEMENTS
HAZARDS TO HUMANS
DANGER!**

**CAUSES IRREVERSIBLE EYE DAMAGE
HARMFUL IF SWALLOWED,
ABSORBED THROUGH
THE SKIN, OR INHALED**

Avoid contact with eyes, skin, or clothing. Avoid breathing vapor or spray mist.

Personal Protective Equipment (PPE):

Applicators and other handlers must wear:

- * Long-sleeved shirt and long pants
- * Waterproof gloves
- * Shoes plus socks
- * Protective eyewear

Discard clothing and other absorbent materials that have been drenched or heavily contaminated with this product's concentrate. Do not reuse them.

Follow manufacturer's instructions for cleaning and maintaining PPE. If no such instructions for washables, use detergent and hot water. Keep and wash PPE separately from other laundry.

User Safety Recommendations:
Users should:

- * Wash hands before eating, drinking, chewing gum, using tobacco or using the toilet.
- * Remove clothing immediately if pesticide gets inside. Then wash thoroughly and put on clean clothing.

ENVIRONMENTAL HAZARDS


This product is toxic to fish. DO NOT apply directly to water, to areas where surface water is present or to intertidal areas below the mean high water mark. Drift or runoff from treated areas may be hazardous to aquatic organisms in neighboring areas. DO NOT clean equipment or dispose of equipment washwaters in a manner that will contaminate water resources.

DIRECTIONS FOR USE

It is a violation of Federal law to use this product in a manner inconsistent with its labeling.

This labeling must be in the possession of the user at the time of herbicide application.

Observe all cautions and limitations in this leaflet. The use of SCEPTER O.T. not consistent with this label can result in injury to crops, animals, or persons. Keep container closed to avoid spills and contamination.



10/14

DO NOT apply this product through any type of irrigation system.

DO NOT apply this product in a way that will contact workers or other persons, either directly or through drift. Only protected handlers may be in the area during application. For any requirements specific to your State or Tribe, consult the agency responsible for pesticide regulation.

AGRICULTURAL USE REQUIREMENTS

Use this product only in accordance with its labeling and with the Worker Protection Standard, 40 CFR part 170. This Standard contains requirements for the protection of agricultural workers on farms, forests, nurseries, and greenhouses, and handlers of agricultural pesticides. It contains requirements for training, decontamination, notification, and emergency assistance. It also contains specific instructions and exceptions pertaining to the statements on this label about personal protective equipment (PPE), and restricted-entry interval. The requirements in this box only apply to uses of this product that are covered by the Worker Protection Standard.

Do not enter or allow worker entry into treated areas during the restricted entry interval (REI) of 48 hours.

PPE required for early entry to treated areas that is permitted under the Worker Protection Standard and that involves contact with anything that has been treated, such as plants, soil, or water, is:


- * Coveralls
- * Waterproof gloves
- * Shoes plus socks
- * Protective eyewear

STORAGE AND DISPOSAL

STORAGE: KEEP FROM FREEZING. DO NOT STORE BELOW 32°F. SHAKE WELL BEFORE USING.

PESTICIDE DISPOSAL: Pesticide wastes are acutely hazardous. DO NOT contaminate water, food, or feed by storage or disposal. Improper disposal of excess pesticide, spray mixture, or rinsate is a violation of Federal law. Dispose of excess or waste pesticide by use according to label directions, or contact your State Pesticides or Environmental Control Agency or the Hazardous Waste representative at the nearest EPA Regional Office for guidance.

CONTAINER DISPOSAL: Triple rinse (or equivalent). Then offer for recycling or reconditioning, or puncture and dispose of in a sanitary landfill, or by incineration, or, if allowed by state and local authorities, by burning. If burned, stay out of smoke.



5044

DISCLAIMER

The label instructions for the use of this product reflect the opinion of experts based on research and field use. The directions are believed to be reliable and should be followed carefully. However, it is impossible to eliminate all risks inherently associated with use of this product. Crop injury ineffectiveness or other unintended consequences may result because of such factors as weather conditions, presence of other materials, herbicide resistant weed populations, or the use of, or application of the product contrary to label instructions, all of which are beyond the control of American Cyanamid Company. All such risks shall be assumed by the user.

American Cyanamid Company shall not be responsible for losses or damages resulting from use of this product in any manner not set forth on this label. User assumes all risks associated with the use of this product in any manner not specifically set forth on this label.

American Cyanamid Company warrants only that the material contained herein conforms to the chemical description on the label and is reasonably fit for the use therein described when used in accordance with the directions for use, subject to the risks referred to above. **CYANAMID DOES NOT MAKE OR AUTHORIZE ANY AGENT OR REPRESENTATIVE TO MAKE ANY OTHER WARRANTIES, EXPRESS OR IMPLIED AND EXPRESSLY EXCLUDES AND DISCLAIM: ALL IMPLIED WARRANTIES OF MERCHANTABILITY OR FITNESS FOR A PARTICULAR PURPOSE.**


BUYER'S EXCLUSIVE REMEDY AND AMERICAN CYANAMID'S EXCLUSIVE LIABILITY, WHETHER IN CONTRACT, TORT, NEGLIGENCE, STRICT LIABILITY OR OTHERWISE, SHALL BE LIMITED TO REPAYMENT OF THE PURCHASE PRICE OF SCEPTER O.T. In no case shall Cyanamid or the seller be liable for consequential, special or indirect damages resulting from the use or handling of this product.

USES WITH OTHER PRODUCTS (TANK MIXES)

If this product is used in combination with any other product except as specifically recommended in writing by American Cyanamid Company, then American Cyanamid Company shall have no liability for any loss, damage, or injury arising out of its use in any such combination not so specifically recommended. If used in a combination recommended by American Cyanamid Company, the liability of American Cyanamid Company shall in no manner extend to any damage, loss or injury not directly caused by the inclusion of the American Cyanamid Company product in such combination use, and in any event shall be limited to return of the amount of the purchase price of the product.

GENERAL INFORMATION

SCEPTER O.T. is a selective postemergence herbicide for the control of important broadleaf weeds in soybeans. For best results, apply SCEPTER O.T. to small actively growing weeds.



Within any weed population, there may be the potential for the occurrence of weeds resistant to herbicides when compounds that affect the same site of action are used continuously on the same acre. Therefore, any multiple year weed management program should include, when local agronomic practices allow, as many of the following practices as possible:

- use scouting and weed thresholds to determine the need for herbicide treatment
- utilize tank mixes or sequential applications of different mode of action herbicides to control the same target weeds
- combine cultivation with herbicide treatments

Following the use of this product and chemically related products with the same mode of action, naturally occurring biotypes* of some of the weeds listed on this label cannot be effectively controlled by this and related products. This product should be tank-mixed or applied sequentially with an appropriate registered herbicide having a different mode of action to ensure control of resistant biotypes.

* A weed biotype is a naturally occurring individual within a given species that has a slightly different, but distinct genetic makeup from other individuals.

See your Cyanamid representative for additional information.

PRECAUTIONS:

DO NOT use on crops other than soybeans. Crops other than soybeans, such as cotton, corn and vegetables, may be injured by spray drift or other indirect contact with SCEPTER O.T.

To avoid injury to sensitive crops from spray drift, follow all use directions and precautions in SPRAYING INSTRUCTIONS on Page 10 8.


To avoid injury to sensitive crops, spray equipment used for SCEPTER O.T. applications must be drained and thoroughly cleaned with water before being used to apply other products to these crops. See Page 12 10 for ROTATIONAL CROP RESTRICTIONS.

DO NOT use SCEPTER O.T. other than in accordance with the instructions set forth on this label.

Use of SCEPTER O.T. herbicide in accordance with label directions is expected to result in normal growth of rotational crops in most situations; however, various environmental and agronomic factors make it impossible to eliminate all risks associated with the use of this product and, therefore, rotational crop injury is always possible.

CULTIVATION

A timely cultivation may aid in the control of certain weeds or improve general weed control. After postemergence treatments, wait at least 10 days before cultivating.



7/10/14

BIOLOGICAL ACTIVITY

When SCEPTER O.T. is applied postemergence, it is absorbed through the foliage and roots (root uptake occurs if adequate moisture is received from rainfall or overhead irrigation). After application, SCEPTER O.T. acts in three ways:


1. As a contact herbicide producing rapid necrosis of the plant tissue.
2. As a foliar systemic herbicide with movement to the growing points (roots and leaves) of the weed.
3. And as a soil residual herbicide with activity on some newly germinating susceptible weeds.

Susceptible weeds treated with SCEPTER O.T. stop growing and rapidly become chlorotic and necrotic; especially at the growing points, and either die or become non-competitive with the crop.

CROP RESPONSE

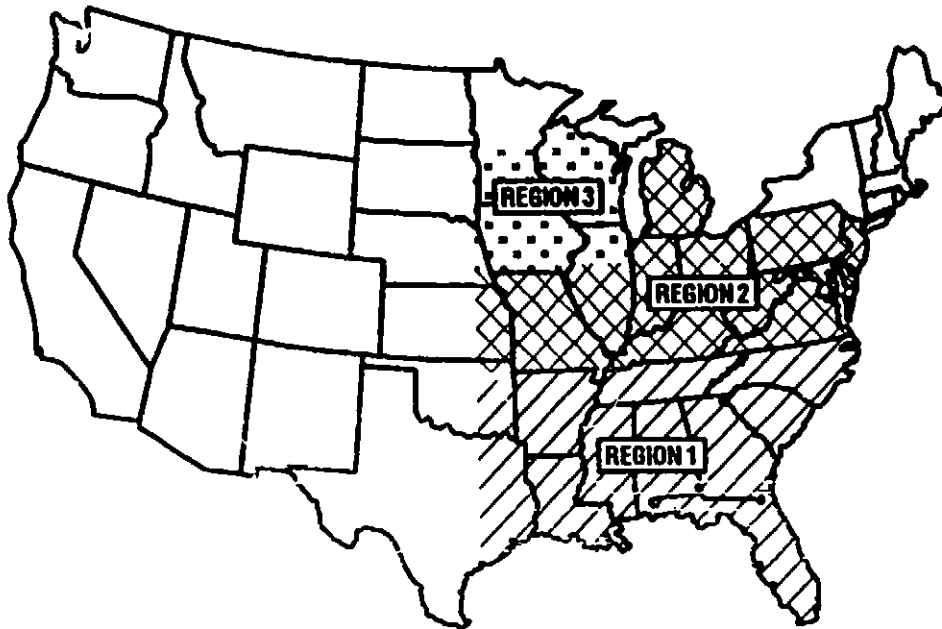
The aciflourfen in SCEPTER O.T. may cause some necrosis, cupping, speckling, and bronzing of soybean leaves. Plants quickly recover without any effect on soybean yields.

There must be an interval of 90 days between the last SCEPTER O.T. application and soybean harvest. DO NOT graze or feed treated soybean forage hay or straw to livestock.



USE AREA

SCEPTER O.T. can be applied only in the states or parts shaded in the following map:




Use Region 1 includes eastern Oklahoma, Arkansas, the Missouri bootheel, Tennessee, North Carolina, South Carolina, Georgia, Florida, Alabama, Mississippi, Louisiana, and eastern Texas.

Use Region 2 includes eastern Kansas (east of U.S. 81; the counties of Cloud, Ellsworth, Harvey, Jewell, Lincoln, Mitchell, McPherson, Ottawa, Republic, Saline, Sedgewick, and Sumner), southeastern Nebraska (east of U.S. 81, south of U.S. 34), Missouri, Illinois (south of S.R. 116 west of Peoria; south of U.S. 24 east of Peoria), Indiana, Ohio, Michigan, Kentucky, Virginia, West Virginia, Pennsylvania, Maryland, Delaware, and New Jersey.

Use Region 3 includes Nebraska (east of U.S. 81, north of U.S. 34 and also that area east of U.S. 283, south of U.S. 30, and west of U.S. 81), South Dakota (east of U.S. 81), Illinois (north of S.R. 116 west of Peoria; north of U.S. 24 east of Peoria), Wisconsin, Iowa, and southern Minnesota (south of S.R. 210).

Note: See APPLICATION INSTRUCTIONS, USE RATES, SEQUENTIAL TREATMENTS and ROTATIONAL CROP RESTRICTIONS sections for recommendations applying to each Use Region.



9-14

WEEDS CONTROLLED

WEEDS CONTROLLED	WEED HEIGHT (inches)	MAXIMUM LEAF STAGE
Cocklebur	(<i>Xanthium strumarium</i>) up to 6 ¹	6
Copperleaf, hopbroombeam	(<i>Acalypha ostryifolia</i>) up to 2	2
Corn ²⁺ , volunteer	(<i>Zea mays</i>) up to 8	4
Morningglory		
Bigroot ³²	(<i>Ipomoea pandurata</i>) --	-
Entireleaf	(<i>Ipomoea hederacea</i> var. <i>intergriuscula</i>) up to 2	3
Ivyleaf	(<i>Ipomoea hederacea</i>) up to 2	3
Palmleaf	(<i>Ipomoea wrightii</i>) up to 2	3
Pitted	(<i>Ipomoea lacunosa</i>) up to 2	3
Smallflower	(<i>Jacquemontia tamnifolia</i>) up to 2	3
Tall	(<i>Ipomoea purpurea</i>) up to 2	3
Pigweed		
Redroot	(<i>Amaranthus retroflexus</i>) up to 6	6
Smooth pigweed	(<i>Amaranthus hybridus</i>) up to 4	4
Waterhemp, Tall	(<i>Amaranthus tuberculatus</i>) up to 4	4
Sesbania, hemp	(<i>Sesbania exaltata</i>) up to 12	12
Sida ⁴³ , prickly	(<i>Sida spinosa</i>) up to 3	3
Smartweed, Pennsylvania	(<i>Polygonum pennsylvanicum</i>) up to 2	2
Sunflower, common	(<i>Helianthus annuus</i>) up to 4	4

¹SCEPTER O.T. is a product which offers two different modes of action on some weeds including cocklebur. To utilize the benefit of both modes of action, applications should be made to cocklebur which is two inches in height or less.

²⁺SCEPTER O.T. will control only those field corn hybrids which DO NOT possess tolerance or resistance to SCEPTER O.T. or other imidazolinone herbicides (i.e. PURSUIT®).

³²SCEPTER O.T. will provide suppression of bigroot morningglory. Applications should be made when vines are 24 to 36 inches in length.

⁴³SCEPTER O.T. will provide suppression of prickly sida. A nonphytotoxic oil concentrate should be used in place of nonionic surfactant. Use a jar test to ensure compatibility with oil concentrates. DO NOT use oil concentrates when tank mixing SCEPTER O.T. with 2,4-DB.

®Registered Trademark of American Cyanamid Company

10/2/14

APPLICATION RATE

Apply SCEPTER O.T. at a rate of 1.0 pint per acre with either a nonionic or organo-silicone surfactant or crop oil concentrate.

APPLICATION INSTRUCTIONS

Apply SCEPTER O.T. as a postemergence treatment after crop emergence and in accordance with the weeds controlled, weed height, and rates of application information listed in this label.

SCEPTER O.T. can provide residual control of cocklebur and pigweed that may emerge after application. Application should be made to small soybeans so that more herbicide reaches the soil surface. The level of residual control will depend on weed density and canopy closure which affect the amount of SCEPTER O.T. reaching the soil surface and environmental conditions, such as rainfall, at the time of application.

To maximize weed control following a postemergence SCEPTER O.T. application, wait at least 10 days before cultivating. This timely cultivation will enhance residual weed control, especially under dry conditions.

Apply when weeds are actively growing. DO NOT apply SCEPTER O.T. when weeds have been subjected to stress conditions such as temperature and moisture extremes.

There must be an interval of at least 90 days between the last SCEPTER O.T. application and soybean harvest.

In Use Region 3 as defined by the Use Area section of the label, apply SCEPTER O.T. prior to July 1.

ADJUVANT USE

Use a nonionic or organo-silicone surfactant or crop oil concentrate to enhance the wetting, contact, and uptake activity of SCEPTER O.T. on the plant foliage. The nonionic surfactant should contain at least 80% active ingredient and should be applied at a rate of 2 pints per 100 gallons of spray mixture. The organo-silicone surfactant should be applied at a rate of at least 1 pint per 100 gallons of water. Refer to the specific surfactant label for more specific use instructions. Apply the crop oil concentrate (COC) at the rate stated on the COC label.

HERBICIDE COMBINATIONS

SCEPTER O.T. PLUS 2,4-DB TANK MIXTURE

SCEPTER O.T. may be tank mixed with 2,4-DB at .015 to .030 lb. a.i./A for improved control of labeled morningglory species. Apply by ground to young actively growing weeds, and before annual morningglories reach 4 inches in height. Observe all use restrictions on 2,4-DB label.

SCEPTER O.T. PLUS POSTEMERGENCE GRASS HERBICIDES

SCEPTER O.T. may be tank mixed or followed by herbicides registered for postemergence grass control in soybeans. In some cases the activity of the grass herbicide may be reduced when mixed with SCEPTER O.T. The reduction in activity may be overcome by delaying the application of the postemergence grass herbicide 7 days following the application of SCEPTER O.T. If the grass herbicide is applied first, wait 3 days before applying SCEPTER O.T. Refer to the respective grass herbicide label for recommended application rate, weed size and restrictions.

110714

SEQUENTIAL TREATMENTS

For Use Region 1 and Use Region 2 as defined in the USE AREA section of this label: a postemergence application of SCEPTER O.T. may be applied at 1 pint per acre following a soil application of SCEPTER[®], SCEPTER[®] 70DG, SQUADRON[®], or TRI-SCEPT[®] to control weeds listed in the WEEDS CONTROLLED section of this label. (See labels of above herbicides for additional weeds controlled by this sequential program.) The total amount of SCEPTER O.T. applied can not exceed 1 pint per acre in USE REGION 2 or 2 pints per acre in USE REGION 1 in one season following a soil application of the herbicides listed above.

In USE REGION 2, refer to the ROTATIONAL CROP RESTRICTIONS section of this label for instructions on planting follow crops when using this program.

MIXING INSTRUCTIONS

Fill the spray tank one-fourth to one-half full with clean water. While agitating add the required amount of SCEPTER O.T. and as the last ingredient in the tank add the nonionic surfactant or crop oil concentrate. An antifoaming agent may be added to the tank if needed. Maintain agitation while spraying to ensure a uniform spray mixture.

SPRAYING INSTRUCTIONS

GROUND APPLICATIONS:

Uniformly apply with properly calibrated ground equipment in 10 to 30 gallons of water per acre and maintain a sprayer pressure of 30-40 PSI. Use higher gallonage for fields with dense vegetation. Use sprayers equipped for postemergence applications. Use nozzles that provide accurate and uniform application (tapered flat fan spray tips with 80-110 degree spray angles, and tip sizes should not exceed .06 to insure small droplet size of the spray solution; hollow cone nozzle tips may also be used).

A second application may be necessary if additional weeds emerge after treatment (total SCEPTER O.T. applied per season can not exceed 2 pints per acre).

DO NOT apply with ground equipment when wind velocity is greater than 10 mph or when spray may be carried by wind to sensitive crops.


Avoid overlaps when spraying.

AERIAL APPLICATIONS:

Uniformly apply with properly calibrated aerial equipment in 5 or more gallons of water per acre.

To avoid injury to sensitive crops from drift, aerial applicators must adhere to the following SPECIAL USE DIRECTIONS AND PRECAUTIONS:

- Use diaphragm-type nozzles which produce cone or flat spray patterns.
- Use a maximum spray pressure of 40 PSI.
- Nozzle height above ground must be a maximum of 10 feet.
- Nozzles must be pointed toward the rear of the aircraft. The downward angle of the nozzle should not be greater than 20 degrees.



12/14

- To minimize wing-tip vortex roll, nozzles or spray boom must not be located any closer to end of wing or rotor than three-fourths the distance from the center of the aircraft.
- A buffer zone must be established between the area to be sprayed and sensitive crops.
- DO NOT spray when wind velocity is greater than 5 mph.

Applicator is responsible for any loss or damage which results from spraying SCEPTER O.T. in manner other than recommended in this label. In addition, applicator must follow all applicable state and local regulations and ordinances in regard to spraying.

ADJUVANT USE


Use a nonionic surfactant at least 80% active at 1 quart per 100 gallons or 0.25% volume per volume (v:v) to enhance the wetting, contact, and uptake activity of SCEPTER O.T. on the plant foliage.

SEQUENTIAL TREATMENTS

For Use Region 1 and Use Region 2 as defined in the USE AREA section of this label, a postemergence application of SCEPTER O.T. may be applied at 1 pint per acre following a soil application of SCEPTER®, SCEPTER® 70DG, SQUADRON®, or TRI-SCEPT® to control weeds listed in the WEEDS CONTROLLED section of this label. (See labels of above herbicides for additional weeds controlled by this sequential program.) The total amount of SCEPTER O.T. applied can not exceed 1 pint per acre in USE REGION 2 or 2 pints per acre in USE REGION 1 in one season following a soil application of the herbicides listed above.

In USE REGION 2, refer to the ROTATIONAL CROP RESTRICTIONS section of this label for instructions on planting follow crops when using this program.

®Registered Trademarks of American Cyanamid Company



13 of 14

ROTATIONAL CROP RESTRICTIONS


The following rotational crops may be planted after applying SCEPTER O.T. in soybeans:

<u>CROP</u>	<u>USE REGION 1</u>	<u>USE REGION 2</u>	<u>USE REGION 3</u>
Soybeans	No restrictions	No restrictions	No restrictions
Wheat	4 months	4 months ³	See FOOTNOTE 4
Rice	Spring following SCEPTER O.T. application	Spring following SCEPTER O.T. application ³	---
Barley	11 months	11 months ³	See FOOTNOTE 4
Field Corn	<u>9.5</u> months ¹	<u>9.5</u> months ^{2,3}	See FOOTNOTE 4
Edible Beans	11 months	11 months ³	11 months
Grain Sorghum	11 months	11 months ³	11 months
Oats	11 months	11 months ³	See FOOTNOTE 4
Peanuts	11 months	11 months ³	11 months
Tobacco	11 months	11 months ³	11 months
Sugar Beets	26 months	26 months	26 months
Other Crops	18 months	18 months	See FOOTNOTE 5

¹ For USE REGION 1 as defined in the USE AREA section of this label; field corn may be planted in the spring of the year following a single SCEPTER O.T. application unless extreme drought conditions develop (less than 10 inches of rainfall or irrigation is received within 6 months following the date of application).

² For USE REGION 2 as defined in the USE AREA section of this label; field corn may be planted in the spring of the year following a single SCEPTER O.T. application unless extreme drought conditions develop (less than 10 inches of rainfall or irrigation is received from two weeks prior to the date of SCEPTER O.T. application through November 15 of the same year).

If the minimum rainfall requirement is not met, only field corn hybrids which possess tolerance or resistance to SCEPTER O.T. and other imidazolinone herbicides may be planted the spring of the year following a SCEPTER O.T. application (SEE NOTE).



140244

3 ROTATIONAL CROP RESTRICTIONS for sequential SCEPTER O.T. application following a soil application of SCEPTER, SCEPTER 70DG, SQUADRON, or TRI-SCEPT (USE REGION 2 only):

For Use Region 2 as defined in the USE AREA section of this label; soybeans may be planted anytime. Barley, edible beans, grain sorghum, oats, peanuts, rice, tobacco, and wheat may be planted 15 months after the last herbicide application. Cotton may be planted 18 months after the last herbicide application.

Only field corn hybrids which possess tolerance or resistance to SCEPTER O.T. and other imidazolinone herbicides may be planted the spring of the year following a sequential SCEPTER O.T. application (SEE NOTE). Other field corn varieties may be planted 15 months after the last herbicide application.

4 For USE REGION 3 as defined in the USE AREA section of this label; field corn, wheat, barley, or oats may be planted as a rotational crop in the fall or in the spring of the year following SCEPTER O.T. application ONLY if SCEPTER O.T. is applied as a postemergence application at 1 pint per acre AND 10 inches of rainfall or irrigation has been received from the date of application through October of the same year.

5 For USE REGION 3 as defined in the USE AREA section of this label; canola, table beets, strawberries, cabbage, tomatoes, potatoes, carrots, celery, cole crops, garlic, onions, spinach, asparagus, cauliflower, and broccoli may be planted 26 months after a SCEPTER O.T. application. Other crops may be planted 18 months after a SCEPTER O.T. application.

NOTE: Contact your chemical dealer, seed supplier, or American Cyanamid to obtain information regarding the availability of imidazolinone tolerant field corn hybrids which are adapted to your area.

ONLY rotational crops harvested at maturity may be used for feed or food.

Use of SCEPTER O.T. herbicide in accordance with label directions is expected to result in normal growth of rotational crops in most situations; however, various environmental and agronomic factors make it impossible to eliminate all risks associated with the use of this product and, therefore, rotational crop injury is always possible.

Except where otherwise noted on a Supplemental Label or in the SEQUENTIAL TREATMENTS section of this label DO NOT apply products containing chlorimuron ethyl (e.g. Classic¹, Canopy¹, Gemini¹, Lorox Plus¹, Preview¹, etc.), or imazaquin (e.g. SCEPTER, SCEPTER 70DG, SQUADRON, TRI-SCEPT, etc.), ~~the same year as SCEPTER O.T. DO NOT apply products containing imazethapyr (e.g. PURSUIT, PURSUIT[®] PLUS, PASSPORT[®], etc.) the same year as SCEPTER O.T. because~~ injury to follow crops may occur.

DO NOT graze or feed treated soybean forage, hay, or straw to livestock.

[®]Registered Trademarks of American Cyanamid Company
¹Trademarks of E. I. duPont de Nemours and Company

