

000241-00306-051898

Printed: 09:49:20 Thursday, 24 Jun, 1999 # 45 / 3445

Systems Integration Group, Inc.

PM 25

241-306

5/18/98

Page 1 of 30

Please read instructions on reverse before completing form.

Form Approved, OMB No. 2070-0060 Approval expires 2-28-95



United States
Environmental Protection Agency
Washington, DC 20460

<input type="checkbox"/>	Registration
<input type="checkbox"/>	Amendment
<input checked="" type="checkbox"/>	Other

OPP Identifier Number
230709

Application for Pesticide - Section I

1. Company/Product Number 241-306	2. EPA Product Manager J. Tompkins	3. Proposed Classification <input type="checkbox"/> None <input type="checkbox"/> Restricted
4. Company/Product (Name) SCEPTER® 70 DG herbicide	PM# 25	
5. Name and Address of Applicant (Include ZIP Code) American Cyanamid Company Agricultural Research Division P.O. Box 400 Princeton, NJ 08543-0400 <input type="checkbox"/> Check if this is a new address	6. Expedited Review. In accordance with FIFRA Section 3(c)(3) (b)(i), my product is similar or identical in composition and labeling to: EPA Reg. No. _____ Product Name _____	

Section - II

<input type="checkbox"/> Amendment - Explain below.	<input type="checkbox"/> Final printed labels in response to Agency letter dated _____
<input type="checkbox"/> Resubmission in response to Agency letter dated _____	<input type="checkbox"/> "Me Too" Application.
<input checked="" type="checkbox"/> Notification - Explain below.	<input type="checkbox"/> Other - Explain below.

NOTIFICATION
MAY 18 1998

Explanation: Use additional page(s) if necessary. (For section I and Section II.)

Notification of revision of advisory statements on use area per PR Notice 95-2. This notification is consistent with the provisions of PR Notice 95-2 and EPA regulations at 40 CFR 152.46, and no other changes have been made to the labeling or the confidential statement of formula of this product. I understand that it is a violation of 18 U.S.C. Sec. 1001 to willfully make any false statement to EPA. I further understand that if this notification is not consistent with the terms of PR Notice 95-2 and 40 CFR 152.46, this product may be in violation of FIFRA and I may be subject to enforcement action and penalties under sections 12 and 14 of FIFRA.

Section - III

1. Material This Product Will Be Packaged In:				2. Type of Container	
Child-Resistant Packaging <input type="checkbox"/> Yes* <input type="checkbox"/> No	Unit Packaging <input type="checkbox"/> Yes <input type="checkbox"/> No	Water Soluble Packaging <input type="checkbox"/> Yes <input type="checkbox"/> No		<input type="checkbox"/> Metal	<input type="checkbox"/> Plastic
* Certification must be submitted		If "Yes" Unit Packaging wgt. No. per container	If "Yes" Package wgt. No. per container	<input type="checkbox"/> Glass	<input type="checkbox"/> Paper
3. Location of Net Contents Information <input type="checkbox"/> Label <input type="checkbox"/> Container		4. Size(s) Retail Container		5. Location of Label Directions <input type="checkbox"/> On Label <input type="checkbox"/> On Labeling accompanying product	
6. Manner in Which Label is Affixed to Product <input type="checkbox"/> Lithograph <input type="checkbox"/> Paper glued <input type="checkbox"/> Stenciled				<input type="checkbox"/> Other _____	

Section - IV

1. Contact Point (Complete items directly below for identification of individual to be contacted, if necessary, to process this application.)		
Name Janet M. Overholt	Title Product Registrations Manager	Telephone No. (Include Area Code) 609-716-2410
Certification I certify that the statements I have made on this form and all attachments thereto are true, accurate and complete. I acknowledge that any knowingly false or misleading statement may be punishable by fine or imprisonment or both under applicable law.		6. Date Application Received (Stamped)
2. Signature <i>Janet M. Overholt</i>	3. Title Product Registrations Manager	
4. Typed Name Janet M. Overholt	5. Date 5/14/98	

2 7 30

SCEPTER® 70DG herbicide

FOR USE IN SOYBEANS

ACTIVE INGREDIENT:

Imazaquin (2-[4,5-dihydro-4-methyl-4-(1-methylethyl)-5-oxo-1H-imidazol-2-yl]-3-quinoline-carboxylic acid) 70.0%

INERT INGREDIENTS 30.0%

TOTAL 100.0%

SCEPTER 70DG in a water soluble bag.

U.S. Patent No. 4,798,619

EPA Reg. No. 241-306

EPA Est. No.

KEEP OUT OF REACH OF CHILDREN

CAUTION!; PRECAUCION!

Si usted no entiende la etiqueta, busque a alguien para que se la explique a usted en detalle. (If you do not understand this label, find someone to explain it to you in detail.)

STATEMENT OF PRACTICAL TREATMENT

IF ON SKIN: Wash with plenty of soap and water.

IF IN EYES: Flush eyes with plenty of water. Call a physician if irritation persists.

In case of an emergency endangering life or property involving this product, call collect, day or night, Area Code 973-683-3100.

See Additional Precautionary Statements Inside
See Directions For Use Inside

**AMERICAN CYANAMID COMPANY
NORTH AMERICA AGRICULTURAL PRODUCTS DIVISION
CROP PROTECTION PRODUCTS DEPARTMENT
PARSIPPANY, NEW JERSEY 07054 ©1997**

Net Contents:

®Registered Trademark of American Cyanamid Company

NOTIFICATION

MAY 18 1998

TABLE OF CONTENTS

	Page
INGREDIENTS	cover
STATEMENT OF PRACTICAL TREATMENT	cover
PRECAUTIONARY STATEMENTS	3
AGRICULTURAL USE REQUIREMENTS	4
STORAGE AND DISPOSAL	4
DISCLAIMER	5
GENERAL INFORMATION	6
PRECAUTIONS.....	7
USE AREA	8
WEEDS CONTROLLED (Soil-Applied Treatments)	9
WEEDS CONTROLLED (Postemergence Treatments)	12
DIRECTIONS FOR CONVENTIONAL, MINIMUM, AND NO-TILL APPLICATIONS	13
APPLICATION RATE	13
SOIL APPLICATIONS	13
PREPLANT INCORPORATED APPLICATIONS	13
PREEMERGENCE APPLICATIONS (including no-till and reduced tillage)	14
POSTEMERGENCE APPLICATIONS	14
HERBICIDE COMBINATIONS	14
SOIL TEXTURE	15
WEEDS CONTROLLED (Combination Treatments)	15
SCEPTER 70DG Plus PROWL® 3.3 EC Tank Mixture	16
SCEPTER 70DG Plus Trifluralin	17
SCEPTER 70DG Plus Frontier ⁷	17
SCEPTER 70DG Plus Lasso ⁶	18
SCEPTER 70DG Plus Dual ⁷	19
SCEPTER 70DG Plus PROWL 3.3 EC or Trifluralin Plus Command ⁵ 4EC Tank Mixture	20
SCEPTER 70DG Plus Metribuzin Tank Mixture	20
Tank Mixtures with 2,4-D	21
Tank Mixtures with 2,4-DB.....	21
Tank Mixtures with Bronco ⁶	21
Tank Mixtures with Touchdown ⁹ , or Roundup ⁶ , or Roundup ⁶ Ultra.....	22
Tank Mixtures with Gramoxone ⁹ Extra	22
Sequential or Tank Mixture Programs with Roundup or Roundup Ultra (glyphosate-resistant soybeans only).....	22
MIXING INSTRUCTIONS	23
SOIL APPLICATIONS WITH LIQUID FERTILIZERS	23
SPRAYING INSTRUCTIONS	24
Ground Applications	24
Aerial Applications.....	24
ROTATIONAL CROP RESTRICTIONS	25
WEED SCIENTIFIC NAMES	28

PRECAUTIONARY STATEMENTS

HAZARDS TO HUMANS

CAUTION!

Causes eye irritation. Avoid contact with skin, eyes, or clothing. Harmful if absorbed through skin.

Personal Protective Equipment (PPE):

Applicators and other handlers must wear:

- * Long-sleeved shirt and long pants
- * Waterproof gloves
- * Shoes plus socks

Follow manufacturer's instructions for cleaning and maintaining PPE. If no such instructions for washables, use detergent and hot water. Keep and wash PPE separately from other laundry.

<p>User Safety Recommendations: Users should:</p> <ul style="list-style-type: none"> * Wash hands before eating, drinking, chewing gum, using tobacco or using the toilet.
--

ENVIRONMENTAL HAZARDS

DO NOT apply directly to water, or to areas where surface water is present, or to intertidal areas below the mean high water mark.

DO NOT contaminate water when disposing of equipment washwaters.

This chemical demonstrates the properties and characteristics associated with chemicals detected in ground water. The use of this chemical in areas where soils are permeable, particularly where the water table is shallow, may result in ground water contamination.

DIRECTIONS FOR USE

It is a violation of Federal law to use this product in a manner inconsistent with its labeling.

Observe all cautions and limitations on this label and on the labels of products used in combination with SCEPTER 70DG. DO NOT use SCEPTER 70DG other than in accordance with the instructions set forth on this label. The use of SCEPTER 70DG not consistent with this label may result in injury to crops. Keep container closed to avoid spills and contamination.

DO NOT apply this product through any type of irrigation system.

DO NOT apply this product in a way that will contact workers or other persons, either directly or through drift. Only protected handlers may be in the area during application. For any requirements specific to your State or Tribe, consult the agency responsible for pesticide regulation.

AGRICULTURAL USE REQUIREMENTS

Use this product only in accordance with its labeling and with the Worker Protection Standard, 40 CFR part 170. This Standard contains requirements for the protection of agricultural workers on farms, forests, nurseries, and greenhouses, and handlers of agricultural pesticides. It contains requirements for training, decontamination, notification, and emergency assistance. It also contains specific instructions and exceptions pertaining to the statements on this label about personal protective equipment (PPE), and restricted-entry interval. The requirements in this box only apply to uses of this product that are covered by the Worker Protection Standard.

Do not enter or allow worker entry into treated areas during the restricted entry interval (REI) of 12 hours.

Exception: if the product is soil-injected or soil-incorporated, the Worker Protection Standard, under certain circumstances, allows workers to enter the treated area if there will be no contact with anything that has been treated.

PPE required for early entry to treated areas that is permitted under the Worker Protection Standard and that involves contact with anything that has been treated, such as plants, soil, or water, is:


- * Coveralls
- * Waterproof gloves
- * Shoes plus socks

STORAGE AND DISPOSAL

PROHIBITIONS: DO NOT contaminate water, food, or feed by storage or disposal.

PESTICIDE DISPOSAL: Wastes resulting from the use of this product may be disposed of on site or at an approved disposal facility.

CONTAINER DISPOSAL FOR OUTER PACKAGING: DO NOT reuse outer packaging. Dispose of outer packaging in a sanitary landfill, or by incineration, or if allowed by state and local authorities, by burning. If burned, stay out of smoke.



DISCLAIMER

The label instructions for the use of this product reflect the opinion of experts based on research and field use. The directions are believed to be reliable and should be followed carefully. However, it is impossible to eliminate all risks inherently associated with use of this product. Crop injury, ineffectiveness, or other unintended consequences may result because of such factors as weather conditions, presence of other materials, herbicide resistant weed populations, or the use of, or application of the product contrary to label instructions, all of which are beyond the control of American Cyanamid Company. All such risks shall be assumed by the user.


American Cyanamid Company shall not be responsible for losses or damages resulting from use of this product in any manner not set forth on this label. User assumes all risks associated with the use of this product in any manner not specifically set forth on this label.

American Cyanamid Company warrants only that the material contained herein conforms to the chemical description on the label and is reasonably fit for the use therein described when used in accordance with the directions for use, subject to the risks referred to above. CYANAMID DOES NOT MAKE OR AUTHORIZE ANY AGENT OR REPRESENTATIVE TO MAKE ANY OTHER WARRANTIES, EXPRESS OR IMPLIED AND EXPRESSLY EXCLUDES AND DISCLAIMS ALL IMPLIED WARRANTIES OF MERCHANTABILITY OR FITNESS FOR A PARTICULAR PURPOSE.

BUYER'S EXCLUSIVE REMEDY AND AMERICAN CYANAMID'S EXCLUSIVE LIABILITY, WHETHER IN CONTRACT, TORT, NEGLIGENCE, STRICT LIABILITY OR OTHERWISE, SHALL BE LIMITED TO REPAYMENT OF THE PURCHASE PRICE OF SCEPTER 70DG. In no case shall Cyanamid or the seller be liable for consequential, special or indirect damages resulting from the use or handling of this product.

USES WITH OTHER PRODUCTS (TANK MIXES)

If this product is used in combination with any other product except as specifically recommended in writing by American Cyanamid Company then American Cyanamid Company shall have no liability for any loss, damage, or injury arising out of its use in any such combination not so specifically recommended. If used in a combination recommended by American Cyanamid Company, the liability of American Cyanamid Company shall in no manner extend to any damage, loss or injury not directly caused by the inclusion of the American Cyanamid Company product in such combination use, and in any event shall be limited to return of the amount of the purchase price of the product.



GENERAL INFORMATION

SCEPTER 70DG is a uniquely flexible broad-spectrum herbicide which may be applied preplant incorporated, preemergence or postemergence in soybeans.

When SCEPTER 70DG is applied to the soil, susceptible weeds emerge, growth stops, and then the weeds either die or are not competitive with the crop.

When SCEPTER 70DG is applied postemergence, absorption occurs through both the foliage and roots. Susceptible weeds stop growing and either die or are not competitive with the crop.

A timely cultivation may aid in the control of certain weeds or improve general weed control when adequate moisture is not received after application. Cultivation should be shallow. After postemergence treatments, wait at least 10 days before cultivating.

The mode of weed killing activity involves uptake of SCEPTER 70DG by weed roots and/or foliage and rapid translocation to growing points. Therefore, adequate soil moisture is important for optimum SCEPTER 70DG activity. The amount of rainfall or irrigation required following application depends on existing soil moisture, soil texture and organic matter content. Sufficient water to moisten the soil to a depth of 2 inches is normally adequate. If adequate moisture is not received within 7 days after treatment, then a cultivation or postemergence herbicide application may be needed to improve weed control. When adequate moisture is received after dry conditions, SCEPTER 70DG will provide residual control of susceptible germinating weeds; activity on established weeds will depend on the weed species and the location of its root system in the soil.


A soil treatment of SCEPTER 70DG followed by a postemergence application of SCEPTER®, SCEPTER® O.T.®, or Classic⁴ will control certain problem weeds. Use sequential treatments in recommended states only.

Occasionally, internode shortening of soybean plants may be observed with SCEPTER 70DG applications. This has no effect on soybean yields.

Naturally occurring biotypes* of some of the weeds listed on this label may not be effectively controlled by this and/or other products with either the ALS/AHAS enzyme inhibiting mode of action. Other herbicides with the ALS/AHAS enzyme inhibiting mode of action include the sulfonylureas (e.g., Accent⁴, Basis⁴, Classic, Concert⁴, Exceed⁷, Permit⁶, Pinnacle⁴, etc.), the sulfonamides (e.g., Broadstrike³, etc.) and the pyrimidyl benzoates (e.g., Staple⁴, etc.). If naturally occurring ALS/AHAS resistant biotypes are present in a field, Scepter 70DG and/or any other ALS/AHAS enzyme inhibiting mode of action herbicide should be tank-mixed or applied sequentially with an appropriate registered herbicide having a different mode of action to ensure control.

* A weed biotype is a naturally occurring plant within a given species that has a slightly different, but distinct, genetic makeup from other plants.

See your Cyanamid representative for additional information.



PRECAUTIONS: Crops other than soybeans, such as cotton, corn and vegetables, may be injured by spray drift or other indirect contact with SCEPTER 70DG.

To avoid injury to sensitive crops from spray drift, follow all use directions and precautions in SPRAYING INSTRUCTIONS section.

DO NOT use SCEPTER 70DG other than in accordance with the instructions set forth on this label or approved supplemental labels.

To avoid injury to sensitive crops, spray equipment used for SCEPTER 70DG applications must be drained and thoroughly cleaned with water before being used to apply other products to these crops.

There must be an interval of at least 90 days between the last SCEPTER 70DG application and soybean harvest.

DO NOT graze or feed treated soybean forage, hay or straw to livestock.

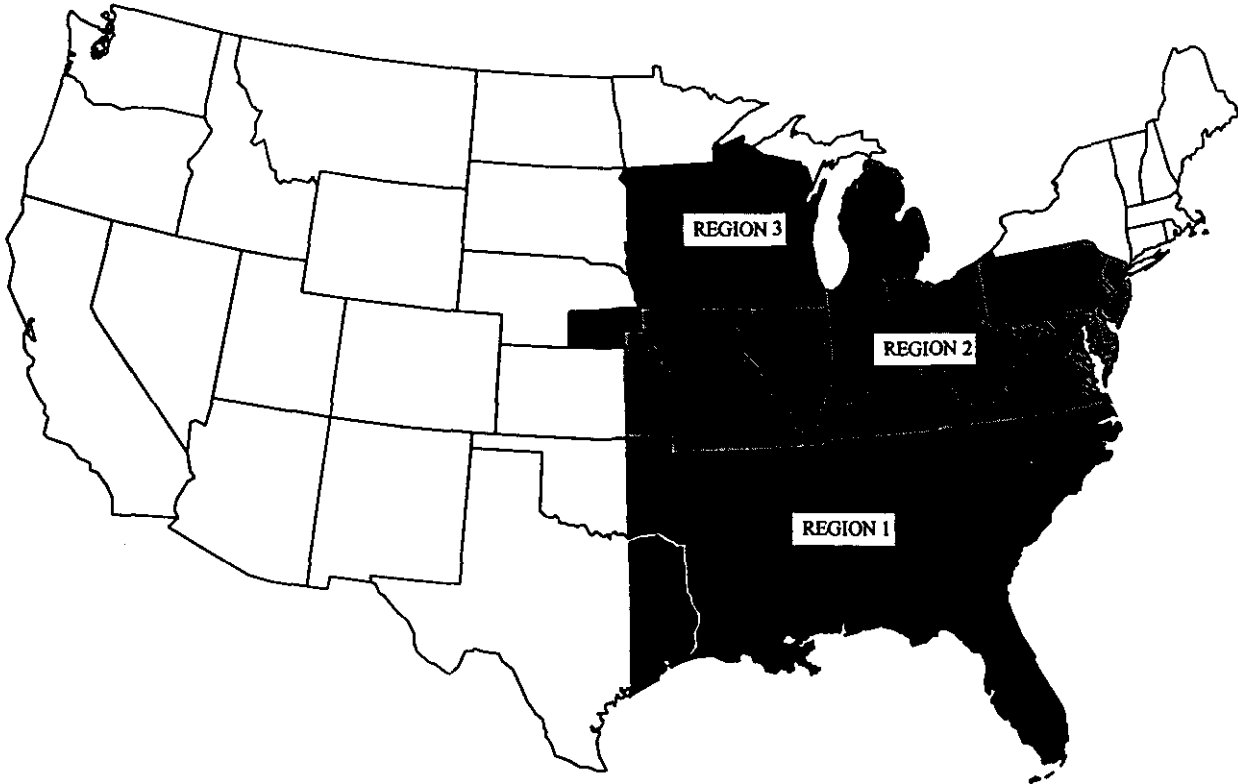
Use of SCEPTER 70DG herbicide in accordance with label directions is expected to result in normal growth of rotational crops in most situations; however, various environmental and agronomic factors make it impossible to eliminate all risks associated with the use of this product and, therefore, crop injury, is always possible. See ROTATIONAL CROP RESTRICTIONS section.

Replanting: If replanting is necessary in a field previously treated with SCEPTER 70DG, the field may be replanted to soybeans. Rework the soil no deeper than the treated zone. DO NOT apply a second treatment of SCEPTER 70DG.



USE AREA

For use in soybeans, SCEPTER 70DG can be applied only in the states or parts of states shaded in the following map:



USE REGION 1 includes eastern Oklahoma (east of I-35), Arkansas, the Missouri bootheel, Tennessee, North Carolina, South Carolina, Georgia, Florida, Alabama, Mississippi, Louisiana, and eastern Texas (east of I-35 north of San Antonio, east of I-37 south of San Antonio).

USE REGION 2 includes eastern Kansas (east of U.S. 81; the counties of Cloud, Ellsworth, Harvey, Jewell, Lincoln, Mitchell, McPherson, Ottawa, Republic, Saline, Sedgewick, and Sumner), southeastern Nebraska (east of U.S. 81, south of U.S. 34), Missouri, Illinois (south of S.R. 116 west of Peoria, south of U.S. 24 east of Peoria), Indiana, Ohio, Michigan, Kentucky, Virginia, West Virginia, Pennsylvania, Maryland, Delaware, and New Jersey. Iowa in the counties of Mills, Fremont, Montgomery, Page, Adams, Taylor, Union, Ringgold, Clarke, Decatur, Lucas, Wayne, Monroe, Appanoose, Wapello, Davis, Jefferson, Van Buren, Henry, Lee, and Des Moines.

USE REGION 3 includes Nebraska (east of U.S. 81, north of U.S. 34 and also that area east of U.S. 283, south of U.S. 30, and west of U.S. 81), South Dakota (east of U.S. 81), Illinois (north of S.R. 116 west of Peoria; north of U.S. 24 east of Peoria), Wisconsin, Iowa (in counties other than those listed in Use Region 2) and Minnesota (south of S.R. 210).

Note: See the ROTATIONAL CROP RESTRICTIONS section for recommendations applying to each Use Region.

WEEDS CONTROLLED

WEEDS CONTROLLED BY SOIL APPLICATIONS

When applied as directed, soil-applied treatments of SCEPTER 70DG will control or suppress the following weeds:

WEED	LEVEL OF CONTROL
<u>BROADLEAF WEEDS</u>	
Alligatorweed	Control
Beggarweed, Florida	Control ¹
Bristly Starbur	Control
Burcucumber	Control ²
Cocklebur, Common	Control
Copperleaf, Hophornbeam	Control ³
Jimsonweed	Control
Lambsquarters, Common	Control
Mallow, Venice	Control
Mexicanweed	Suppression
Morningglory	
Entireleaf	Control ⁴
Ivyleaf	Control ⁴
Palmleaf	Control
Pitted	Control
Smallflower	Control
Tall	Control ⁴
Mustard species	Control
Nightshade, Eastern Black	Control
Pigweed	
Palmer	Control
Redroot	Control
Smooth	Control
Spiny	Control
Waterhemp,sp.	Control ⁵
Poinsettia, Wild	Control
Puncturevine	Control
Pusley, Florida	Control
Ragweed,	
Common	Control ¹
Giant	Control ⁶
Redweed	Control ²
Sesbania, Hemp	Control ³
Sicklepod	Control ⁷
Sida, Prickly (teaweed)	Control

WEED	LEVEL OF CONTROL
<u>BROADLEAF WEEDS CONT.</u>	
Smartweed,	
Ladysthumb	Control
Pennsylvania	Control
Spurge, Spotted	Suppression
Sunflower, Common	Control
Texasweed	Suppression
Velvetleaf	Control ⁸
<u>GRASSES</u>	
Barnyardgrass	Suppression
Corn, Volunteer	Suppression ⁹
Foxtail	
Giant	Control
Green	Control
Yellow	Control
Goosegrass	Suppression
Johnsongrass, seedling	Control
Shattercane	Suppression
Signalgrass, Broadleaf	Suppression
<u>SEDGES</u>	
Nutsedge, Yellow	Suppression ²

¹ A soil application of SCEPTER 70DG will provide suppression of Florida beggarweed. A postemergence application of Classic must be applied at 1/2 to 3/4 ounces per acre following a soil application of SCEPTER 70DG in a planned sequential program to control this weed. Apply the higher rate of Classic if weed seedlings are taller than 2 inches. Apply Classic before weeds exceed the 1 to 2 true leaf stage. Refer to the ROTATIONAL CROP RESTRICTIONS section of this label for instructions on planting follow crops when using this program. SCEPTER 70DG followed by Classic sequential program may be used only in Use Region 1 (except Oklahoma), Virginia, and Kentucky.

² To obtain consistent control or suppression of these weeds under a wide range of environmental conditions, a preplant incorporated application is required.

³ USE REGION 1 and USE REGION 2: SCEPTER O.T. herbicide must be applied postemergence at 1 pint per acre following a soil application of SCEPTER 70DG for control of these weeds. The total amount of SCEPTER O.T. applied should not exceed 1 pint per acre in Use Region 2 or 2 pints per acre in Use Region 1 in one season when following 2.8 ounces per acre of SCEPTER 70DG. Refer to the SCEPTER O.T. label for application instructions. In Use Region 2, refer to the Rotational Crop Restrictions section of this label for special instructions on planting follow crops when using this program.

⁴ A 2.8 ounces per acre soil application of SCEPTER 70DG will provide suppression of these weeds. For control of these morningglory species, the sequential program in footnote #3 should be used.

⁵ If a heavy infestation of waterhemp sp. is anticipated, a tank mix of SCEPTER 70 DG plus PROWL® 3.3 EC herbicide is required for control. For coarse textured soils tankmix PROWL 3.3 EC at 2.4 pints/acre, for medium textured soils tankmix PROWL 3.3 EC at 3.0 to 3.6 pints/acre, and for fine textured soils tankmix PROWL 3.3 EC at 3.6 pints/acre. Refer to the PROWL 3.3 EC label for specific use rates, application methods and application timings based on soil texture and soil organic matter content. A postemergence application of a diphenylether herbicide may be needed to control waterhemp sp. escapes, or for season-long control. Examples of diphenylether herbicides are STATUS¹, Blazer¹, Cobra⁴, Flexstar⁹, and Reflex⁹. Refer to individual product labels for specific uses and recommendations.

⁶ Some broadleaf weeds such as giant ragweed germinating deep in the soil or with subsequent flushes may require a cultivation or postemergence herbicide application for season long control.

⁷ Only light to moderate infestations of sicklepod are controlled. Later sicklepod flushes may require a cultivation or a postemergence herbicide application. For heavy sicklepod infestations Classic may be applied postemergence at 1/2 to 3/4 ounces per acre following a soil application of SCEPTER 70DG at 2.8 ounces per acre. Apply the higher rate of Classic if sicklepod seedlings are taller than 2 inches. A cultivation 14 days after Classic application may be required to control sicklepod escapes. Refer to the Rotational Crop Restrictions section of this label for instructions on planting follow crops when using this program. SCEPTER 70DG followed by Classic sequential program may be used only in Use Region 1 (except Oklahoma), Virginia and Kentucky.

⁸ A preplant incorporated application is recommended for velvetleaf control. A preemergence application of SCEPTER 70DG will aid in the control and reduce competition from velvetleaf.

⁹ A soil application of SCEPTER 70DG will suppress only those field corn hybrids which DO NOT possess tolerance or resistance to SCEPTER 70DG or other imidazolinone herbicides (e.g., PURSUIT® herbicide).

NOTE: The total amount of SCEPTER 70DG applied should not exceed 5.6 ounces per acre in one year.

WEEDS CONTROLLED BY POSTEMERGENCE APPLICATIONS

When applied as directed, postemergence treatments of SCEPTER 70DG will control the following weeds:

WEEDS CONTROLLED*	MAXIMUM WEED HEIGHT CONTROLLED (inches)	
	1.4 ounces/acre**	2.8 ounces/acre**
Cocklebur, Common	8	12
Pigweed		
Palmer	N	6
Redroot	4	12
Smooth	4	12
Spiny	N	12
Poinsettia, Wild	N	6
Sunflower, Common	4	8
Volunteer Corn***	8	12

N = Not Controlled

Apply when weeds are actively growing. DO NOT apply SCEPTER 70DG postemergence when soybeans and weeds have been subjected to stress conditions such as temperature and moisture extremes.

* Use a nonionic or organo-silicone surfactant or crop oil concentrate.

**Refer to the APPLICATION RATE section of this label to determine the number of acres treated per water soluble bag.

*** A postemergence application of SCEPTER 70DG will control only those field corn hybrids which DO NOT possess tolerance or resistance to SCEPTER 70DG or other imidazolinone herbicides (e.g., PURSUIT).

DIRECTIONS FOR CONVENTIONAL, MINIMUM, AND NO-TILL APPLICATIONS

APPLICATION RATE

5.6 Ounce Water Soluble Bag

Apply SCEPTER 70DG at a broadcast rate of 2.8 ounces per acre for preplant incorporated and preemergence (including minimum and no-till systems) applications. At this broadcast rate, one 5.6 ounce soluble bag of SCEPTER 70DG will treat 2 acres of soybeans. Apply SCEPTER 70DG at a broadcast rate of 1.4 (4 acres per soluble bag) or 2.8 (2 acres per soluble bag) ounces per acre for postemergence applications.

NOTE: For preplant incorporated and preemergence applications on sands and loamy sands, 2.15 ounces per acre (2.6 acres per soluble bag) can be used without a substantial reduction in the control of only cocklebur and pigweed.

NOTE: In Use Region 3 as defined by the Use Area section of this label, apply SCEPTER 70DG prior to July 1.

APPLICATION INSTRUCTIONS

SOIL APPLICATIONS

SCEPTER 70DG may be applied in conventional, minimum, or no-till as a preplant incorporated or preemergence application up to 45 days (30 days in Use Region 1) before planting. Preemergence applications may also be applied during or after planting but before the crop emerges.

Adequate moisture is required for activation of SCEPTER 70DG.

PREPLANT INCORPORATED APPLICATIONS

Apply SCEPTER 70DG before planting and incorporate uniformly into the top 1 to 2 inches of soil.

SCEPTER 70DG may be applied immediately before planting or up to 30 days prior to planting in Use Region 1. For Use Region 2 and Use Region 3, SCEPTER 70DG may be applied up to 45 days prior to planting. Incorporate within 7 days after application.

If soybeans are planted on beds, apply and incorporate after bed formation using PTO-driven equipment or rolling cultivator.



PREEMERGENCE APPLICATIONS (including no-till and reduced tillage)

Apply SCEPTER 70DG up to 45 days (30 days in Use Region 1) before, during or after planting but before the crop emerges. As with other herbicides applied preemergence, rainfall or irrigation is necessary to activate SCEPTER 70DG in the soil. If sufficient rainfall or irrigation to activate SCEPTER 70DG is not received within 7 days after application, a thorough shallow tillage, cultivation, or postemergence treatment may be required for control of emerged weeds.

POSTEMERGENCE APPLICATIONS

SCEPTER 70DG applied postemergence not only controls the emerged weed species listed previously, but can also provide residual control of susceptible weeds that may emerge after application. Application should be made to small soybeans so more herbicide reaches the soil surface. The level of residual control will depend on weed density and canopy closure, which affect the amount of SCEPTER 70DG reaching the soil surface, and environmental conditions, such as rainfall, at the time of and following application.

To maximize weed control following a postemergence SCEPTER 70DG application, wait at least 10 days before cultivating. This timely cultivation will enhance residual weed control, especially under dry conditions.

Use a nonionic or organo-silicone surfactant or crop oil concentrate. The nonionic surfactant should contain at least 80% active ingredient and should be applied at a rate of 2 pints per 100 gallons of spray mixture. The organo-silicone surfactant should be applied at a rate of at least 1 pint per 100 gallons of water. Refer to the specific surfactant label for more specific use instructions. Apply the crop oil concentrate (COC) at the rate stated on the COC label.

There must be an interval of at least 90 days between the last SCEPTER 70DG application and soybean harvest.

HERBICIDE COMBINATIONS

A soil treatment of SCEPTER 70DG is active against many grass species, but for maximum grass control SCEPTER 70DG should be tank mixed with PROWL 3.3 EC herbicide, trifluralin, Frontier, Lasso or Dual. SCEPTER 70DG may also be applied as a sequential preemergence or postemergence treatment following application of one of the above grass herbicides.

For no-till uses, SCEPTER 70DG may be tank mixed with Gramoxone Extra, Touchdown, Roundup, Roundup Ultra, 2,4-D, or 2,4-DB to kill existing vegetation. SCEPTER 70DG may also be tank mixed with Bronco, a product which gives both preemergence control of annual grasses and postemergence control of existing vegetation. Use a minimum of 10 gallons of water per acre. Use higher gallonage for fields with dense vegetation or heavy crop residues. Use ground equipment only. Plant soybeans at least one inch deep and adjust planters to ensure adequate seed coverage.

In addition to those broadleaf herbicides specifically mentioned elsewhere in this label, a SCEPTER 70DG application may be followed by one or more of the following herbicides: STATUS, Basagran¹, Blazer, Cobra, Flexstar, Galaxy¹, Reflex, Storm¹, Roundup, or Roundup Ultra. **DO NOT** apply Roundup or glyphosate-containing products postemergence to soybeans that are not glyphosate-resistant. For sequential treatments with SCEPTER 70DG and other products, a sufficient time period should occur between treatments to allow an appropriate assessment of weed control needs.

Heavy infestations of some broadleaf weeds such as common ragweed and giant ragweed, which germinate deep in the soil and may emerge at various times during the growing season, may require a cultivation or the application of a postemergence herbicide, such as a diphenylether (e.g., STATUS), for season long control.

SCEPTER 70DG may be tank mixed or followed by herbicides registered for postemergence grass control in soybeans, in accordance with the most restrictive label limitations and precautions. In some cases the activity of the

grass herbicide may be reduced when mixed with SCEPTER 70DG. The reduction in activity may be overcome by delaying the application of the postemergence grass herbicide 7 days following the application of SCEPTER 70DG. If the grass herbicide is applied first, wait 3 days before applying SCEPTER 70DG. Refer to the respective grass herbicide label for recommended application rate, weed size and restrictions.

When used in combination with another herbicide, SCEPTER 70DG should be used only in accordance with recommendations on this label. Always follow the more restrictive label limitations and precautions. No label dosage rates should be exceeded. SCEPTER 70DG cannot be mixed with any product containing a label prohibition against such mixing.

SOIL TEXTURE

Although the rate of SCEPTER 70DG does not vary with soil texture, the recommended rates of other herbicides used with this product generally do vary with soil texture. Combination rate tables in this label refer to three soil texture groups: COARSE, MEDIUM, and FINE. The following table lists soil textures included in each of these three groups:

COARSE	MEDIUM	FINE
sands loamy sands sandy loams	sandy clay loams* sandy clays loams silt loams silts	silty clay loams* silty clays clay loams clays

*Sometimes considered transitional soils.

ADDITIONAL WEEDS CONTROLLED BY COMBINATION TREATMENTS

When applied as directed, SCEPTER 70DG preplant incorporated or preemergence combination treatments with PROWL 3.3 EC, trifluralin, Frontier, Lasso or Dual will control, as indicated, weeds listed in the following table in addition to those controlled by SCEPTER 70DG alone.

WEED	PROWL 3.3 EC	Trifluralin ^a	Frontier	Lasso	Dual
GRASSES					
BARNYARDGRASS	X	X	X	X	X
CRABGRASS, SMOOTH	X	X	X	X	X
CRABGRASS, LARGE	X	X	X	X	X
CROWFOOT GRASS	X	X			
CUPGRASS, SOUTHWESTERN			X		X
GOOSEGRASS	X	X	X	X	X
PANICUM, FALL	X	X ^c	X	X	X

WEED	PROWL 3.3 EC	Trifluralin ^a	Frontier	Lasso	Dual
PANICUM, TEXAS	X	X			
RICE, RED			X ^d	X ^a	X ^e
SANDBUR, FIELD	X	X			
SHATTERCANE	X ^{a,b}	X ^c			
SIGNALGRASS	X	X	X	X	X
WITCHGRASS	X	X	X	X	X
BROADLEAF WEEDS					
CARPETWEED	X	X	X	X	X
GALINSOGA				X	X
KOCHIA	X	X			
PURSLANE	X	X	X	X	
SPURGE, ANNUAL	X				
SPURGE, NODDING			X		
SEDGES					
NUTSEdge, YELLOW			X ^d	X ^a	X
RICE FLATSEdge			X		

^aPreplant incorporated treatments only.
^bSee SCEPTER 70DG Plus PROWL 3.3 EC Tank Mixture section.
^cSee SCEPTER 70DG Plus Trifluralin Tank Mixture section.
^dSee SCEPTER 70DG Plus Frontier Tank Mixture section.
^eSCEPTER 70DG plus Dual will provide suppression of red rice.

SCEPTER 70DG Plus PROWL 3.3 EC Tank Mixture

Apply SCEPTER 70DG plus PROWL 3.3 EC preplant incorporated or preemergence. Follow use directions under APPLICATION INSTRUCTIONS in this label. For preplant incorporated applications, incorporate into the soil within 7 days after application, and plant soybeans within 45 days after application (30 days in Use Region 1). For preemergence applications, apply from up to 45 days prior to planting (30 days in Use Region 1) to a maximum of 2 days after planting. DO NOT apply if soybeans have emerged.

PROWL 3.3 EC can be tank mixed with SCEPTER 70DG and applied preplant incorporated or preemergence if heavy or difficult to control infestations are anticipated from broadleaf and grass weeds listed in this leaflet.

SCEPTER 70DG plus PROWL 3.3 EC must be applied preplant incorporated if shattercane or woolly cupgrass infestations are anticipated. Refer to the PROWL 3.3 EC label "Soybean Special Weeds" section for specific use rates, application methods and application timings based on soil texture and soil organic matter content.

SCEPTER 70DG Plus Trifluralin Tank Mixture

Apply SCEPTER 70DG plus trifluralin preplant incorporated using rates in the table below. Follow use directions under APPLICATION INSTRUCTIONS in this label. Incorporate into the soil within 24 hours after application, and plant soybeans within 45 days after application (30 days in Use Region 1). Use equipment that provides uniform 2 inch incorporation.

Soil Texture	SCEPTER 70DG ¹ ounces/acre	Trifluralin ² pints/acre
Coarse	2.8	1
Medium	2.8	1.5 - 2
Fine	2.8	2 - 2.5

¹ Broadcast rate of SCEPTER 70DG and trifluralin. Refer to the APPLICATION RATE section of this label to determine the number of acres treated per water soluble bag.

² If fall panicum, shattercane or waterhemp sp. (pigweed) infestations are anticipated, refer to the trifluralin label for higher use rates to control these weeds. Trifluralin rates based on 4 pounds active ingredient per gallon. Observe all precautions and limitations on the trifluralin label.

SCEPTER 70DG Plus Frontier Tank Mixture

Apply SCEPTER 70DG plus Frontier in conventional, minimum, or no-till soybeans as a preplant or preemergence surface application or preplant incorporated application up to 30 days before planting. Surface applications may also be applied during planting or early postemergence to soybeans (up to unifoliate stage) but before weeds emerge.

The Frontier use rate to be tank mixed with SCEPTER 70DG varies by soil type. The most accurate indicator of appropriate use rate for Frontier is the Cation Exchange Capacity (CEC) of the soil to be treated. CEC values are available in standard soil testing procedures. When use rates are expressed in ranges, use the lower end of the rate range for lower CEC values and use the higher end of the rate range for higher CEC values.



Broadcast Rate of SCEPTER 70DG Plus Frontier Determined by Cation Exchange Capacity (CEC) of Soil.

Cation Exchange Capacity (CEC) of Soil (meq/100 g)	Frontier Use Rate (Fluid ounces/acre)	SCEPTER 70DG Use Rate* (Ounces/acre)
<5	13	2.8
5-9	14-18	2.8
10-14	18-22	2.8
15-20	22-24	2.8
>20	25	2.8

If CEC values are not available, the recommended use rate of Frontier may be determined using the soil texture and organic matter. If texture and organic matter are used to determine use rates, use the lower end of the rate range for more coarsely textured soils low in organic matter and the higher end of the rate range for more finely textured soils that are high in organic matter.

Broadcast Rate of SCEPTER 70DG Plus Frontier Determined by Soil Texture and Organic Matter Content

	Less than 3% Organic Matter		3% or More Organic Matter	
	SCEPTER 70DG*	Frontier	SCEPTER 70DG	Frontier
Soil Texture	ounces/acre	fluid ounces/acre	ounces/acre	fluid ounces/acre
Coarse	2.8	13 - 16	2.8	16-20
Medium	2.8	16-20	2.8	20-24
Fine	2.8	18-22	2.8	22 - 25

For early preplant applications and/or uses on soils with heavy surface plant residue add 2-4 fluid ounces per acre to the rates given in the preceding table. DO NOT exceed 25 fluid ounces of Frontier, in the tank mixture, per acre per crop year.

NOTE: For best control of red rice and yellow nutsedge use the highest recommended rate by soil type. If dry conditions exist near application or excessive rainfall occurs early in season, a postemergence herbicide and /or cultivation may be required to aid in control of these weeds.

Observe all precautions and limitations on Frontier label.

*Refer to the APPLICATION RATE section of this label to determine the number of acres treated per water soluble bag.

SCEPTER 70DG Plus Lasso Tank Mixture

Apply SCEPTER 70DG plus Lasso preplant incorporated or preemergence using rates in the table below. Follow use directions under APPLICATION INSTRUCTIONS in this label. For preplant incorporated applications, apply and incorporate within 7 days prior to planting. For preemergence applications, apply up to 7 days prior to, during or immediately after planting.

Broadcast Rate of SCEPTER 70DG Plus Lasso

Soil Texture	Less than 3% Organic Matter			3% or More Organic Matter		
	SCEPTER 70DG* (ounces/acre)	Lasso (quarts/acre)		SCEPTER 70DG* (ounces/acre)	Lasso (quarts/acre)	
		Preplant Incorporated	Preemergence		Preplant Incorporated	Preemergence
Coarse	2.8	2.0 to 2.5	2.0	2.8	2.0 to 2.5	2.0
Medium	2.8	2.5 to 3.0	2.0 to 2.5	2.8	2.5 to 3.0	2.0 to 2.5
Fine	2.8	2.5 to 3.0	2.0 to 3.0**	2.8	2.5 to 3.0	2.5 to 3.0

*Refer to the APPLICATION RATE section of this label to determine the number of acres treated per water soluble bag.

** On silty clay and heavy clay soils of the Mississippi Delta, use 2 to 2.5 quarts of Lasso.

NOTE: For preplant incorporated applications, use the higher rate of Lasso if heavy weed populations are anticipated.

Use the higher rate of Lasso (1) when heavy grass infestations are anticipated, (2) when fall panicum or crabgrass will be present or (3) when previous crop residues are extremely dense. Apply up to 7 days before, during or immediately after planting.

Observe all precautions and limitations on the Lasso label.

SCEPTER 70DG Plus Dual Tank Mixture

Apply SCEPTER 70DG plus Dual preplant incorporated or preemergence using rates in table below. Follow use directions under APPLICATION INSTRUCTIONS in this label. For preplant incorporated applications, apply up to 29 days prior to planting. Incorporate within 7 days after application. For preemergence applications, apply up to 29 days prior to, during or immediately after planting.

Broadcast Rate of SCEPTER 70DG Plus Dual

Soil Texture	Less Than 3% Organic Matter		3% or More Organic Matter	
	SCEPTER 70DG* ounces/acre	DUAL pints/acre	SCEPTER 70DG* ounces/acre	DUAL pints/acre
Coarse	2.8	1.25	2.8	1.5
Medium	2.8	1.5	2.8	2.0
Fine	2.8	2.0	2.8	2.0 to 2.5**

*Refer to the APPLICATION RATE section of this label to determine the number of acres treated per water soluble bag.

** Use the higher rate of Dual if heavy weed populations are anticipated.

Observe all precautions and limitations on the Dual label.

SCEPTER 70DG Plus PROWL 3.3 EC or Trifluralin Plus Command 4EC Tank Mixture

Observe all precautionary statements and limitations in the PROWL 3.3 EC or trifluralin and Command 4EC labels before using. The SCEPTER 70DG, plus PROWL 3.3 EC or trifluralin, plus Command 4EC preplant incorporated tank mixture may be used when heavy infestations of velvetleaf are anticipated. Uniformly apply the tank mixture with properly calibrated ground equipment in 10 to 40 gallons of water per acre. Use sprayers equipped with nozzles that provide accurate and uniform application.

Apply SCEPTER 70DG, plus PROWL 3.3 EC or trifluralin, plus Command 4EC to the soil surface and uniformly incorporate. Refer to the Command 4EC label for incorporation instructions. DO NOT apply aerially or through irrigation equipment. DO NOT apply this tank mixture to overly moist or wet soils.

SPECIAL PRECAUTION

Command 4EC is a volatile compound. Off-site movement of spray drift or vapors of Command 4EC can cause foliar whitening or yellowing of some plants. Prior to using Command 4EC, read and strictly follow all precautions and application instructions of the Command 4EC label. The use of an agriculturally approved drift reducing agent is required at finished spray volumes of 10 to 15 gallons per acre.

BROADCAST RATE PER ACRE OF SCEPTER 70DG PLUS PROWL 3.3 EC OR TRIFLURALIN PLUS COMMAND 4EC

Apply SCEPTER 70DG at 2.8 ounces per acre*. Apply Command 4EC at 1/4 to 1/2 pint per acre. Refer to HERBICIDE COMBINATIONS section for PROWL 3.3 EC or trifluralin use rates.

ROTATIONAL CROP RESTRICTIONS: Follow all rotational crop restrictions on the SCEPTER 70DG, PROWL 3.3 EC or trifluralin, and Command 4EC label.

ALWAYS FOLLOW THE MOST RESTRICTIVE LABEL.

*Refer to the APPLICATION RATE section of this label to determine the number of acres treated per water soluble bag.

SCEPTER 70DG Plus Metribuzin Tank Mixtures

Before using, observe all precautionary statements in the SCEPTER 70DG, Sencor², Lexone⁴, PROWL 3.3 EC, Lasso, Dual, and trifluralin leaflet labels. SCEPTER 70DG may be applied in tank mix combination with Sencor or Lexone plus one of the following grass herbicides: PROWL 3.3 EC, Lasso, Dual, or trifluralin; either preplant incorporated or preemergence (excluding trifluralin). SCEPTER 70DG may also be applied in tank mix with any one of the above grass herbicides as a preplant incorporated application followed by a preemergence application of Sencor or Lexone. For preemergence applications, apply during or immediately after planting. These treatments will control Florida beggarweed, hemp sesbania, hophornbeam copperleaf and sicklepod in addition to the weeds controlled by a soil application of SCEPTER 70DG plus the grass herbicide.

Apply Sencor or Lexone at the broadcast rate per acre specified in the table below, in tank mix combination with 2.8 ounces per acre* of SCEPTER 70DG plus one of the above grass herbicides.

Sencor or Lexone Rate**

	Sencor 4L	Sencor or Lexone 75%DF
Coarse Soils	1/2 pint	1/3 lb.
Medium Soils	1/2 pint	1/3 lb.
Fine Soils	2/3 pint	1/2 lb.

*Refer to the APPLICATION RATE section of this label to determine the number of acres treated per water soluble bag.

**Do not use Sencor or Lexone on coarse soils of less than 2% organic matter. Use 1/2 lb. or 2/3 pint of Sencor or Lexone on medium soils of greater than 4% organic matter.

Tank Mixtures with 2,4-D

2,4-D may be used with SCEPTER 70DG alone or in combination with other SCEPTER 70DG tank mixes prior to planting for control of some annual broadleaf weeds. Use the following rates of 2,4-D in tank mixtures with SCEPTER 70DG:

2,4-D Formulation	Rate(lb a.i./A)	Minimum Days Before Planting
Ester	0.5	7
Amine	0.5	15
Ester or Amine	1.0	30

Refer to the 2,4-D label for weeds controlled. Observe all cautions and limitations on the 2,4-D product label.

Tank Mixtures with 2,4-DB

2,4-DB may be used with SCEPTER 70DG alone or in combination with other SCEPTER 70DG tank mixes for the control of some annual broadleaf weeds. Refer to the 2,4-DB label for specific use recommendations, rates and weeds controlled.

Observe all cautions and limitations on the 2,4-DB label.

Tank Mixtures With Bronco

Use the following rates of Bronco for SCEPTER 70DG plus Bronco tank mixtures:

Soil Texture	Bronco (quarts/acre)
Coarse	3 to 5
Medium	4 to 5
Fine	4 to 5

Use the higher rate of Bronco (1) when previous crop residues are extremely dense, (2) when emerged weeds are over 6 inches tall, (3) when heavy infestations of weeds are expected, and (4) when soils contain more than 3% organic matter. Apply up to 7 days before, during or immediately after planting.

Observe all precautions and limitations on the Bronco label.

Tank Mixtures with Touchdown, or Roundup, or Roundup Ultra

When applied early preplant or preemergence, Touchdown, or Roundup, or Roundup Ultra, or other glyphosate-containing products, may be mixed with SCEPTER 70DG for control of weeds common to no-till production, such as marehail and prickly lettuce. Always include a nonionic surfactant in the spray solution. Touchdown, or Roundup, or Roundup Ultra will aid in burndown of existing weeds, while SCEPTER 70DG controls non-emerged weeds and some emerged weeds.

The rate of Touchdown, Roundup, or Roundup Ultra, for tank mixes with SCEPTER 70DG is the same as the rate of these products when used alone.

Observe all precautions and limitations on the Touchdown, Roundup, or Roundup Ultra product labels.

Tank Mixtures With Gramoxone Extra

Gramoxone Extra, at 1.5 to 2.5 pints per acre, may be used with SCEPTER 70DG alone or in combination with other tank mixes for control of certain emerged grasses and broadleaf weeds. Use the 2.5 pint rate if weeds are 4 to 6 inches tall. Weeds over 6 inches may not be controlled with this treatment. Apply up to 14 days before, during or immediately after planting.

When Gramoxone Extra is included in a tank mixture, add a nonionic spreader surfactant at a rate of 8 fl. oz. per 100 gallons of spray mixture as the last ingredient in the tank.

Gramoxone Extra will control most annual emerged weeds and suppress many emerged perennials. Refer to the Gramoxone Extra label for specific use recommendations and weeds controlled.

Observe all precautions and limitations on Gramoxone Extra label.

**Sequential or Tank Mixture Programs with Roundup or Roundup Ultra
(glyphosate-resistant soybeans only)**

SCEPTER 70DG may be applied early preplant, preplant incorporated, preemergence, or postemergence to Roundup Ready⁶ soybeans for early season weed control and residual activity on broadleaf weeds and some grass weeds.

In soil applications of SCEPTER 70DG if weeds emerge later, Roundup or other glyphosate-containing products may be applied postemergence for weed control. For these sequential treatments, a sufficient time period should elapse between treatments to allow an appropriate assessment of weed control needs.

In postemergence programs, SCEPTER 70DG can be tank-mixed with Roundup or other glyphosate-containing products for weed control. SCEPTER 70DG may also be tank-mixed with other herbicides for postemergence applications on Roundup Ready soybeans. For recommended herbicides, refer to the section Herbicide Combinations in this label. Refer to the other herbicide labels for weeds controlled and recommended application rates.

Refer to the Roundup or other glyphosate-containing product labels for specific use recommendations, rates, and weeds controlled.

Observe all cautions and limitations on the Roundup or other glyphosate-containing product labels.

Note: DO NOT apply Roundup or other glyphosate-containing products postemergence to non-glyphosate-resistant soybeans.

MIXING INSTRUCTIONS

Fill the spray tank one-fourth to one-half full with clean water. While agitating add the required amount of SCEPTER 70DG (including the water soluble packaging) and then fill the remainder of the tank with water.

For postemergence applications, add the nonionic or organo-silicone surfactant or the crop oil concentrate as last ingredient in the tank. An antifoaming agent may be added to the tank if needed. Maintain agitation while spraying to ensure a uniform spray mixture.

When tank mixing SCEPTER 70DG with recommended herbicides, add SCEPTER 70DG (including the water soluble packaging) to the spray tank first and make sure it is thoroughly mixed before adding the other herbicide.

When tank mixing 2,4-D, 2,4-DB, Touchdown, Roundup, Roundup Ultra, or Gramoxone Extra with SCEPTER 70DG and PROWL 3.3 EC, Frontier, Lasso or Dual, add herbicides to the tank in the following order: (1) SCEPTER 70DG, (2) PROWL 3.3 EC, Frontier, Lasso or Dual, (3) 2,4-D, 2,4-DB, Touchdown, Roundup, Roundup Ultra, or Gramoxone Extra, and (4) nonionic surfactant.

SOIL APPLICATIONS WITH LIQUID FERTILIZERS

SCEPTER 70DG can be applied to the soil in liquid fertilizers, alone or in combination with PROWL 3.3 EC, trifluralin, Lasso, Dual, Command 4EC, or metribuzin.

If SCEPTER 70DG is applied in liquid fertilizer as a carrier, a pre-slurry must first be made. Each SCEPTER 70DG water soluble packet and its contents must be completely dispersed in at least one gallon of water. Always test the compatibility of the SCEPTER 70DG slurry with the liquid fertilizer before mixing in the spray tank.

Follow all SCEPTER 70DG label recommendations regarding incorporation, timing of application, special instructions and precautions. Apply treatments in 20 or more gallons of liquid fertilizer per acre with ground equipment.

All individual state regulations relating to fluid fertilizer mixing, registration, labeling and application are the responsibility of the individual and/or company selling the SCEPTER 70DG/liquid fertilizer mixture.



SPRAYING INSTRUCTIONS

NOTE: DO NOT make applications when spray may be carried by wind to sensitive crops. Sensitive crops include leafy vegetables, sugarbeets, and cotton.

Avoid overlaps when spraying.

GROUND APPLICATIONS:

Uniformly apply with properly calibrated ground equipment in 10 or more gallons of water per acre. Use sprayers equipped with nozzles that provide accurate and uniform application. To minimize drift, use a maximum spray pressure of 40 psi.

To ensure thorough coverage, use a minimum of 20 gallons of water per acre when applying SCEPTER 70DG as a postemergence treatment. Use higher gallonage for fields with dense vegetation or heavy crop residues.

DO NOT apply with ground equipment when wind velocity is greater than 10 mph.

For band treatment, apply the broadcast equivalent rate and volume per acre. To determine these:

$$\frac{\text{Band width in inches}}{\text{Row width in inches}} \times \text{Broadcast RATE per acre} = \text{Band RATE per acre}$$

$$\frac{\text{Band width in inches}}{\text{Row width in inches}} \times \text{Broadcast VOLUME per acre} = \text{Band VOLUME per acre}$$

AERIAL APPLICATIONS:

Uniformly apply with properly calibrated aerial equipment in 5 or more gallons of water per acre.

To avoid injury to sensitive crops from drift, aerial applicators must adhere to the following SPECIAL AERIAL USE DIRECTIONS AND PRECAUTIONS:

- Use nozzles which produce a coarse spray.
- Nozzle height above ground must be a maximum of 10 feet.
- Nozzles must be pointed toward the rear of the aircraft. The downward angle of the nozzle should not be greater than 20 degrees.
- To minimize wing-tip vortex roll, nozzles or spray boom must not be located any closer to end of wing or rotor than three-fourths the distance from the center of the aircraft.
- Use a maximum spray pressure of 40 psi.
- A buffer zone must be established between the area to be sprayed and sensitive crops.
- DO NOT spray when wind velocity is greater than 5 mph.

Applicator is responsible for any loss or damage which results from spraying SCEPTER 70DG in a manner other than recommended in this label. In addition, applicator must follow all applicable state and local regulations and ordinances in regard to spraying.

ROTATIONAL CROP RESTRICTIONS

The following rotational crops may be planted after applying SCEPTER 70DG at recommended rates in soybeans:

CROP	USE REGION 1	USE REGION 2 (except Michigan ⁵)	USE REGION 3
Soybeans	No restrictions	No restrictions	No restrictions
Wheat	3 months ²	3 months ^{2,6}	18 months ^{8,9}
Rice	Spring following SCEPTER 70DG application	Spring following SCEPTER 70DG application ⁶	---
Barley	11 months	11 months ⁶	18 months ⁸
IMI-CORN ^{®1} seed hybrids	9.5 months	9.5 months	9.5 months
Field Corn (non IMI-CORN seed hybrids)	9.5 months ³	9.5 months ^{6,7}	18 months ^{8,9}
Edible Beans	11 months	11 months ⁶	11 months
Grain Sorghum	11 months	11 months ⁶	11 months
Oats	11 months	11 months ⁶	18 months ⁸
Peanuts	11 months	11 months ⁶	---
Tobacco	9.5 months ⁴	9.5 months ^{4,6}	9.5 months ⁴
Sugar Beets & Red Table Beets	40 months	40 months	40 months
Other Crops	18 months	18 months	See FOOTNOTE 10

¹ Contact your chemical dealer, seed supplier, or American Cyanamid to obtain information regarding the availability of imidazolinone tolerant field corn hybrids which are adapted to your area.

² In Use Regions 1 and 2 east of Interstate Highway 35, wheat may be planted 3 months following a soil application of SCEPTER 70 DG at a rate of 2.8 ounces per acre or a postemergence application up to 1.4 ounces per acre.

³ For USE REGION 1 as defined in the USE AREA section of this label, field corn may be planted in the spring of the year following SCEPTER 70DG application unless extreme drought conditions develop (less than 15 inches of rainfall or irrigation is received within 6 months following the date of last application). A minimum of

10 inches of rainfall is needed for a postemergence application of SCEPTER 70DG only if the total amount of SCEPTER 70DG applied in one season does not exceed 1.4 ounces per acre.

If the minimum rainfall requirement is not met, only field corn hybrids which possess tolerance or resistance to SCEPTER 70DG and other imidazolinone herbicides (IMI-CORN) may be planted the spring of the year following a SCEPTER 70DG application.

⁴ Tobacco may be planted 9½ months following an application of SCEPTER 70 DG at up to 2.8 ounces per acre and no more than a total of 0.125 pounds of imazaquin applied per acre.

⁵ Growers in the Michigan counties of Berrien, Cass, St. Joseph, Branch, Hillsdale, Lenawee, Monroe, Van Buren, Kalamazoo, Calhoun, Jackson, Washtenaw, and Wayne may use the rotational crop restrictions for Use Region 2.

Growers in other Michigan counties may NOT plant oats or barley in the fall or spring of the year following a SCEPTER 70DG application. In this geography, only field corn hybrids which possess tolerance or resistance to SCEPTER 70DG and other imidazolinone herbicides (IMI-CORN) may be planted the spring of the year following an application including SCEPTER 70DG.

⁶ **ROTATIONAL CROP RESTRICTIONS for an application of SCEPTER O.T. following a soil application of SCEPTER 70DG (USE REGION 2 only):**

For USE REGION 2 as defined in the USE AREA section of this label, soybeans may be planted anytime. Barley, edible beans, grain sorghum, oats, peanuts, rice, tobacco, and wheat may be planted 15 months after the last herbicide application. Cotton may be planted 18 months after the last herbicide application.

Only field corn hybrids which possess tolerance or resistance to SCEPTER 70DG and other imidazolinone herbicides (IMI-CORN) may be planted the spring of the year following a sequential SCEPTER 70DG application. Other field corn varieties may be planted 15 months after the last herbicide application.

⁷ For USE REGION 2 (except Michigan⁵) as defined in the USE AREA section of this label, field corn may be planted in the spring of the year following SCEPTER 70DG application unless extreme drought conditions develop (less than 15 inches of rainfall or irrigation is received from two weeks prior to the date of last application through November 15 of the same year). A minimum of 10 inches of rainfall is needed for a postemergence application of SCEPTER 70DG only if the total amount of SCEPTER 70DG applied in one season does not exceed 1.4 ounces per acre.

If the minimum rainfall requirement is not met, only field corn hybrids which possess tolerance or resistance to SCEPTER 70DG and other imidazolinone herbicides (IMI-CORN) may be planted the spring of the year following a SCEPTER 70DG application.

⁸ For USE REGION 3 as defined in the USE AREA section of this label, field corn, wheat, barley, or oats may be planted as a rotational crop in the fall or in the spring of the year following SCEPTER 70DG application ONLY if SCEPTER 70DG was applied as a postemergence application at 1.4 ounces per acre and at least 10 inches of rainfall or irrigation has been received from the date of application through October of the same year.

For soil applications of SCEPTER 70DG in USE REGION 3, as defined in the USE AREA section of this label, field corn may be planted as a rotational crop 18 months following the application of SCEPTER 70DG unless extreme drought conditions develop (less than 15 inches of rainfall or irrigation is received from two weeks prior to the date of SCEPTER 70DG application through November 15 of the same year). If the minimum rainfall requirement is not met, field corn (non IMI-CORN) may not be planted the spring of the year following the 18 month crop rotation period.

If the minimum rainfall requirement is not met, only field corn hybrids which possess tolerance or resistance to SCEPTER 70DG and other imidazolinone herbicides (IMI-CORN) may be planted the spring of the year following a SCEPTER 70DG application.

⁹ In Nebraska, east of U.S. 283, south of U.S. 30, and west of U.S. 81, wheat may be planted 4 months after a SCEPTER 70DG application. In this geography, only field corn hybrids which possess tolerance or resistance to SCEPTER 70DG and other imidazolinone herbicides (IMI-CORN) may be planted the spring of the year following an application including SCEPTER 70DG.

¹⁰ For USE REGION 3 as defined in the USE AREA section of this label; canola, strawberries, cabbage, tomatoes, potatoes, carrots, celery, cole crops, garlic, onions, spinach, asparagus, cauliflower, and broccoli may be planted 26 months after a SCEPTER 70DG application. Other crops may be planted 18 months after a SCEPTER 70DG application.

ROTATIONAL CROP RESTRICTIONS for a Classic application following SCEPTER 70DG soil treatments (USE REGION 1 (except Oklahoma), Virginia and Kentucky only):

Soybeans may be planted anytime. Barley, edible beans, field corn, grain sorghum, oats, peanuts, rice, tobacco, and wheat may be planted 15 months after the last herbicide application. Cotton may be planted 18 months after the last herbicide application. Refer to rotational crop restrictions listed in the Classic label. Always follow the more restrictive label.

Only rotational crops harvested at maturity may be used for feed or food.

Use of SCEPTER 70DG herbicide in accordance with label directions is expected to result in normal growth of rotational crops in most situations; however, various environmental and agronomic factors make it impossible to eliminate all risks associated with the use of this product and, therefore, crop injury, is always possible.

Application of products containing chlorimuron ethyl (e.g., Classic, Canopy⁴, Concert, Gemini⁴, Lorox Plus⁴, Preview⁴, Pinnacle, Synchrony⁴, etc.), imazaquin (e.g., DETAIL[®], SCEPTER[®], SCEPTER[®]O.T.[®], SQUADRON[®], STEEL[®], TRI-SCEPT[®]), imazethapyr (e.g., PURSUIT[®], PURSUIT[®]PLUS EC, etc.), or flumetsulam (e.g., Broadstrike³) the same year as labeled rates of SCEPTER 70DG may increase the risk of injury to sensitive rotational crops. Consult labels for recommended uses of these products in combinations.

In the event of a crop loss due to weather conditions, soybeans can be replanted. DO NOT work the soil deeper than 2 inches.

DO NOT graze or feed treated soybean forage, hay or straw to livestock.

- [®] Registered Trademarks of American Cyanamid Company
- ¹ Trademarks of BASF Corporation
- ² Trademark of Bayer Corporation
- ³ Trademark of DowElanco Company
- ⁴ Trademarks of E.I. du Pont de Nemours & Company
- ⁵ Trademark of FMC Corporation
- ⁶ Trademarks of Monsanto Agricultural Products Company
- ⁷ Trademarks of Novartis, Inc.
- ⁸ Trademark of Valent USA Corporation
- ⁹ Trademarks of Zeneca, Inc.

13198

WEED SCIENTIFIC NAMES

BROADLEAF WEEDS

Alligatorweed	(<u>Alternanthera philoxeroides</u>)
Beggarweed, Florida	(<u>Desmodium tortuosum</u>)
Bristly Starbur	(<u>Acanthospermum hispidum</u>)
Burcucumber	(<u>Sicyos angulatus</u>)
Carpetweed	(<u>Mollugo verticillata</u>)
Cocklebur, Common	(<u>Xanthium strumarium</u>)
Copperleaf, Hophornbeam	(<u>Acalypha ostryaefolia</u>)
Galinsoga	(<u>Galinsoga spp.</u>)
Jimsonweed	(<u>Datura stramonium</u>)
Kochia	(<u>Kochia scoparia</u>)
Lambsquarters, Common	(<u>Chenopodium album</u>)
Mallow, Venice	(<u>Hibiscus trionum</u>)
Mexicanweed	(<u>Caperonia castanifolia</u>)
Morningglory	
Entireleaf	(<u>Ipomoea hederacea</u> var. <u>intergriuscula</u>)
Ivyleaf	(<u>Ipomoea hederacea</u>)
Palmleaf	(<u>Ipomoea wrightii</u>)
Pitted	(<u>Ipomoea lacunosa</u>)
Smallflower	(<u>Jacquemontia tamnifolia</u>)
Tall	(<u>Ipomoea purpurea</u>)
Mustard species	(<u>Brassica spp.</u>)
Nightshade, Eastern Black	(<u>Solanum ptycanthum</u>)
Pigweed	
Palmer	(<u>Amaranthus palmeri</u>)
Redroot	(<u>Amaranthus retroflexus</u>)
Smooth	(<u>Amaranthus hybridus</u>)
Spiny	(<u>Amaranthus spinosus</u>)
Waterhemp, Tall	(<u>Amaranthus tuberculatus</u>)
Poinsettia, Wild	(<u>Euphorbia heterophylla</u>)
Puncturevine	(<u>Tribulus terrestris</u>)
Purslane	(<u>Portulaca oleracea</u>)
Pusley, Florida	(<u>Richardia scabra</u>)
Ragweed,	
Common	(<u>Ambrosia artemisiifolia</u>)
Giant	(<u>Ambrosia trifida</u>)
Redweed	(<u>Melochia corchorifolia</u>)
Sesbania, Hemp	(<u>Sesbania exaltata</u>)
Sicklepod	(<u>Cassia obtusifolia</u>)
Sida, Prickly (teaweed)	(<u>Sida spinosa</u>)
Smartweed,	
Ladysthumb	(<u>Polygonum persicaria</u>)
Pennsylvania	(<u>Polygonum pennsylvanicum</u>)
Spurge	
Annual	(<u>Euphorbia spp.</u>)
Spotted	(<u>Euphorbia maculata</u>)
Nodding	(<u>Euphorbia nutans</u>)
Sunflower, Common	(<u>Helianthus annuus</u>)
Texasweed	(<u>Caperonia palustris</u>)
Velvetleaf	(<u>Abutilon theophrasti</u>)

GRASSES

- Barnyardgrass
- Corn, Volunteer
- Crabgrass
 - Smooth
 - Large
- Crowfoot Grass
- Cupgrass, Southwestern
- Foxtail
 - Giant
 - Green
 - Yellow
- Goosegrass
- Johnsongrass, seedling
- Panicum
 - Fall
 - Texas
- Rice, Red
- Sandbur, Field
- Shattercane
- Signalgrass, Broadleaf
- Witchgrass

- (Echinochloa crus-galli)
- (Zea mays)
- (Digitaria ischaemum)
- (Digitaria sanguinalis)
- (Dactyloctenium aegyptium)
- (Eriochloa gracilis)
- (Setaria faberi)
- (Setaria viridis)
- (Setaria glauca)
- (Eleusine indica)
- (Sorghum halepense)
- (Panicum dichotomiflorum)
- (Panicum texanum)
- (Oryza sativa)
- (Cenchrus incertus)
- (Sorghum bicolor)
- (Brachiaria platyphylla)
- (Panicum capillare)

SEDGES

- Nutsedge, Yellow
- Rice Flatsedge

- (Cyperus esculentus)
- (Cyperus iria)