

PM 25 241-306

10470

SCEPTER® 70DG
herbicide

FOR USE IN SOYBEANS

ACTIVE INGREDIENT:

Imazaquin (2-[4,5-dihydro-4-methyl-4-(1-methylethyl)-5-oxo-1H-imidazol-2-yl]-3-quinolinecarboxylic acid)	70.0%
INERT INGREDIENTS	<u>30.0%</u>
TOTAL	100.0%

SCEPTER 70DG in a water soluble bag.

EPA Reg. No. 241-306

EPA Est. No.

KEEP OUT OF REACH OF CHILDREN

CAUTION!

PRECAUCION!

PRECAUCION AL USUARIO: Si usted no lee ingles, no use este producto hasta que la etiqueta le haya sido explicada ampliamente.

STATEMENT OF PRACTICAL TREATMENT

If on skin: Wash with plenty of soap and water.

If in eyes: Flush eyes with plenty of water. Call a physician if irritation persists.

In case of an emergency endangering life or property involving this product, call collect, day or night, Area Code 201-835-3100.

See Additional Precautionary Statements Inside
See Directions For Use Inside

AMERICAN CYANAMID COMPANY
AGRICULTURAL DIVISION
CROP PROTECTION CHEMICALS DEPARTMENT
WAYNE, NJ 07470 ©1992

•Registered Trademark of American Cyanamid Company

1/92

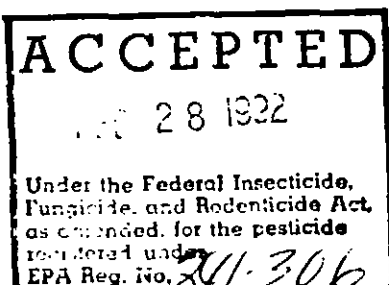


TABLE OF CONTENTS

	Page
INGREDIENTS	cover
STATEMENT OF PRACTICAL TREATMENT	cover
PRECAUTIONARY STATEMENTS	3
STORAGE AND DISPOSAL	3
DISCLAIMER	4
GENERAL INFORMATION	5
USE AREA	7
WEEDS CONTROLLED (Soil-Applied Treatments).....	8
WEEDS CONTROLLED (Postemergence Treatments)	11
DIRECTIONS FOR CONVENTIONAL, MINIMUM, AND NO-TILL APPLICATIONS	12
APPLICATION RATE	12
SOIL APPLICATIONS	12
PREPLANT INCORPORATED APPLICATIONS	12
PREEMERGENCE APPLICATIONS (including no-till)	12
POSTEMERGENCE APPLICATIONS	13
HERBICIDE COMBINATIONS	14
WEEDS CONTROLLED (Combination Treatments)	15
SCEPTER 70DG Plus PROWL® Tank Mixture	16
SCEPTER 70DG Plus Trifluralin	17
SCEPTER 70DG Plus Lasso ¹	18
SCEPTER 70DG Plus Dual ²	19
SCEPTER 70DG Plus PROWL or Trifluralin Plus Command ³ Tank Mixture	20
SCEPTER 70DG Plus Metribuzin Tank Mixture.....	21
Tank Mixtures with 2,4-DB	22
Tank Mixtures with Bronco ⁴	22
Tank Mixtures with Gramoxone Extra ⁵	22
Tank Mixtures with Roundup ⁴	23
MIXING INSTRUCTIONS	24
SPRAYING INSTRUCTIONS	24
ROTATIONAL CROP RESTRICTIONS	26
WEED SCIENTIFIC NAMES	29

¹Lasso is a trademark of Monsanto Agricultural Products Company.

²Dual is a trademark of Ciba-Geigy Corporation.

³Command is a trademark of FMC Corporation.

⁴Roundup and Bronco are trademark of Monsanto Agricultural Products Company.

⁵Gramoxone Extra is a trademark of ICI Americas, Inc.

®Registered Trademark of American Cyanamid Company

309-0

PRECAUTIONARY STATEMENTS

HAZARDS TO HUMANS

CAUTION!

Causes eye irritation. Avoid contact with skin, eyes, or clothing. Harmful if absorbed through skin. Wash thoroughly with soap and water after handling.

ENVIRONMENTAL HAZARDS

DO NOT apply directly to water, or to areas where surface water is present, or to intertidal areas below the mean high water mark.

DO NOT contaminate water when disposing of equipment washwaters.

DIRECTIONS FOR USE

It is a violation of Federal law to use this product in a manner inconsistent with its labeling.

Observe all cautions and limitations on this label and on the labels of products used in combination with SCEPTER 70DG. DO NOT use SCEPTER 70DG other than in accordance with the instructions set forth on this label. The use of SCEPTER 70DG not consistent with this label may result in injury to crops. Keep container closed to avoid spills and contamination.

DO NOT apply this product through any type of irrigation system.

STORAGE AND DISPOSAL

PROHIBITIONS: DO NOT contaminate water, food, or feed by storage or disposal.

PESTICIDE DISPOSAL: Wastes resulting from the use of this product may be disposed of on site or at an approved disposal facility.

CONTAINER DISPOSAL: DO NOT reuse outer packaging. Dispose of outer packaging in a sanitary landfill, or by incineration, or if allowed by state and local authorities, by burning. If burned, stay out of smoke.

DISCLAIMER

The label instructions for the use of this product reflect the opinion of experts based on research and field use. The directions are believed to be reliable and should be followed carefully. However, it is impossible to eliminate all risks inherently associated with use of this product. Crop injury, ineffectiveness or other unintended consequences may result because of such factors as weather conditions, presence of other materials, or the use of, or application of the product contrary to label instructions, all of which are beyond the control of American Cyanamid Company. All such risks shall be assumed by the user.

American Cyanamid Company shall not be responsible for losses or damages resulting from use of this product in any manner not set forth on this label. User assumes all risks associated with the use of this product in any manner not specifically set forth on this label.

American Cyanamid Company warrants only that the material contained herein conforms to the chemical description on the label and is reasonably fit for the use therein described when used in accordance with the directions for use, subject to the risks referred to above. CYANAMID DOES NOT MAKE OR AUTHORIZE ANY AGENT OR REPRESENTATIVE TO MAKE ANY OTHER WARRANTIES, EXPRESS OR IMPLIED AND EXPRESSLY EXCLUDES AND DISCLAIMS ALL IMPLIED WARRANTIES OF MERCHANTABILITY OR FITNESS FOR A PARTICULAR PURPOSE.

BUYER'S EXCLUSIVE REMEDY AND AMERICAN CYANAMID'S EXCLUSIVE LIABILITY, WHETHER IN CONTRACT, TORT, NEGLIGENCE, STRICT LIABILITY OR OTHERWISE, SHALL BE LIMITED TO REPAYMENT OF THE PURCHASE PRICE OF SCEPTER 70DG. In no case shall Cyanamid or the seller be liable for consequential, special or indirect damages resulting from the use or handling of this product.

USES WITH OTHER PRODUCTS (TANK MIXES)

If this product is used in combination with any other product except as specifically recommended in writing by American Cyanamid Company then American Cyanamid Company shall have no liability for any loss, damage, or injury arising out of its use in any such combination not so specifically recommended. If used in a combination recommended by American Cyanamid Company, the liability of American Cyanamid Company shall in no manner extend to any damage, loss or injury not directly caused by the inclusion of the American Cyanamid Company product in such combination use, and in any event shall be limited to return of the amount of the purchase price of the product.

GENERAL INFORMATION

SCEPTER 70DG is a uniquely flexible broad-spectrum herbicide which may be applied preplant incorporated, preemergence or postemergence in soybeans.

When SCEPTER 70DG is applied to the soil, susceptible weeds emerge, growth stops, and then the weeds either die or are not competitive with the crop.

When SCEPTER 70DG is applied postemergence, absorption occurs through both the foliage and roots. Susceptible weeds stop growing and either die or are not competitive with the crop.

A timely cultivation may aid in the control of certain weeds or improve general weed control when adequate moisture is not received after application. Cultivation should be shallow. After postemergence treatments, wait at least 10 days before cultivating.

The mode of weed killing activity involves uptake of SCEPTER 70DG by weed roots and/or foliage and rapid translocation to growing points. Therefore, adequate soil moisture is important for optimum SCEPTER 70DG activity. The amount of rainfall or irrigation required following application depends on existing soil moisture, soil texture and organic matter content. Sufficient water to moisten the soil to a depth of 2 inches is normally adequate. If adequate moisture is not received within 7 days after treatment, then a cultivation or postemergence herbicide application may be needed to improve weed control. When adequate moisture is received after dry conditions, SCEPTER 70DG will provide residual control of susceptible germinating weeds; activity on established weeds will depend on the weed species and the location of its root system in the soil.

A soil treatment of SCEPTER 70DG followed by a postemergence application of SCEPTER 70DG will control certain problem weeds. Use sequential treatments in recommended states only.

Occasionally, internode shortening of soybean plants may be observed with SCEPTER 70DG applications. This has no effect on soybean yields.

There must be an interval of at least 90 days between the last SCEPTER 70DG application and soybean harvest. DO NOT graze or feed treated soybean forage, hay or straw to livestock.

PRECAUTIONS: DO NOT use on crops other than soybeans. Crops other than soybeans, such as cotton, corn and vegetables, may be injured by spray drift or other indirect contact with SCEPTER 70DG.

To avoid injury to sensitive crops from spray drift, follow all use directions and precautions in SPRAYING INSTRUCTIONS on pages 24 and 25.

To avoid injury to sensitive crops, spray equipment used for SCEPTER 70DG applications must be drained and thoroughly cleaned with water before being used to apply other products to these crops. See pages 30 to 32 for ROTATIONAL CROP RESTRICTIONS.

DO NOT use SCEPTER 70DG other than in accordance with the instructions set forth on this label.

64-7

Use of SCEPTER 70DG herbicide in accordance with label directions is expected to result in normal growth of rotational crops in most situations; however, various environmental and agronomic factors make it impossible to eliminate all risks associated with the use of this product and, therefore, crop injury, is always possible.

USE AREA

SCEPTER 70DG can be applied only in the states or parts of states shaded in the following map:

USE REGION 1 includes eastern Oklahoma, Arkansas, the Missouri bootheel, Tennessee, North Carolina, South Carolina, Georgia, Florida, Alabama, Mississippi, Louisiana, and eastern Texas.

USE REGION 2 includes eastern Kansas (east of U.S. 81; the counties of Cloud, Ellsworth, Harvey, Jewell, Lincoln, Mitchell, McPherson, Ottawa, Republic, Saline, Sedgewick, and Sumner), southeastern Nebraska (east of U.S. 81, south of U.S. 34), Missouri, Illinois (south of S.R. 116 west of Peoria; south of U.S. 24 east of Peoria), Indiana, Ohio, Michigan, Kentucky, Virginia, West Virginia, Pennsylvania, Maryland, Delaware, and New Jersey.

USE REGION 3 includes Nebraska (east of U.S. 81, north of U.S. 34), South Dakota (east of U.S. 81), Illinois (north of S.R. 116 west of Peoria; north of U.S. 24 east of Peoria), Wisconsin, Iowa, and southern Minnesota.

Note: See USE RATES and ROTATIONAL CROP RESTRICTIONS sections for recommendations applying to each Use Region.

WEEDS CONTROLLED
SCEPTER 70DG Alone

When applied as directed, soil-applied treatments of SCEPTER 70DG will control the following weeds:

WEED	LEVEL OF CONTROL
<u>BROADLEAF WEEDS</u>	
Beggarweed, Florida	Control ¹
Bristly Starbur	Control
Burcucumber	Control ²
Cocklebur, Common	Control
Copperleaf, Hophornbeam	Control ⁴
Jimsonweed	Control
Lambsquarters, Common	Control
Mallow, Venice	Control
Mexicanweed	Control ¹
Morningglory	
Entireleaf	Control ^{3,4}
Ivyleaf	Control ^{3,4}
Palmleaf	Control
Pitted	Control
Smallflower	Control
Tall	Control ^{3,4}
Mustard species	Control
Nightshade, Eastern Black	Control
Nutsedge, Yellow	Suppression ²
Pigweed	
Palmer	Control
Redroot	Control
Smooth	Control
Spiny	Control
Waterhemp, Tall	Control
Poinsettia, Wild	Control
Puncturevine	Control
Pusley, Florida	Control
Ragweed,	
Common	Control
Giant	Control ⁵
Redweed	Control ²
Sesbania, Hemp	Control ⁴
Sicklepod	Control ⁶
Sida, Prickly (teaweed)	Control

Smartweed,	Control
Ladysthumb	Control
Pennsylvania	Suppression
Spurge, Spotted	Control
Sunflower, Common	Control ¹
Texasweed	Control ⁷
Velvetleaf	

GRASSES

Barnyardgrass	Suppression
Corn, Volunteer	Suppression
Foxtail	
Giant	Control
Green	Control
Yellow	Control
Goosegrass	Suppression
Johnsongrass, seedling	Control
Shattercane	Suppression
Signalgrass, Broadleaf	Suppression

1 In USE REGION 1 ONLY. A 2.8 ounces per acre soil application of SCEPTER 70DG will provide suppression of these weeds. SCEPTER 70DG must be applied postemergence at 2.8 ounces per acre following a soil application of SCEPTER 70DG at 2.8 ounces per acre in a planned sequential program to control these weeds. Apply SCEPTER 70DG before weeds exceed the 1 to 2 true leaf stage.

2 To obtain consistent control or suppression of these weeds under a wide range of environmental conditions, a preplant incorporated application is required.

3 A 2.8 ounces per acre soil application of SCEPTER 70DG will provide suppression of these weeds. For control of these morningglory species, the sequential program in footnote #4 should be used.

4 USE REGION 1 and USE REGION 2. SCEPTER[®] O.T.[•] herbicide must be applied postemergence at 1 pint per acre following a soil application of SCEPTER 70DG for control of these weeds. The total amount of SCEPTER O.T. applied should not exceed 1 pint per acre in Use Region 2 or 2 pints per acre in Use Region 1 in one season when following 2.8 ounces per acre of SCEPTER 70DG. Refer to the SCEPTER O.T. label for application instructions. In Use Region 2, refer to the Rotational Crop Restrictions section of this label for special instructions on planting follow crops when using this program.

5 Some broadleaf weeds such as giant ragweed germinating deep in the soil or with subsequent flushes may require a cultivation or postemergence herbicide application for season long control.

6 Only light to moderate infestations of sicklepod are controlled. Later sicklepod flushes may require a cultivation or a postemergence herbicide application. For heavy sicklepod infestations, the sequential program in footnote #1 may be used or Classic may be applied postemergence at 1/2 to 3/4 ounces per acre following a soil application of SCEPTER 70DG at 2.8 ounces per acre. Apply the higher rate of Classic if sicklepod seedlings are taller than 2 inches. A cultivation 14 days after Classic application may be required to control sicklepod escapes. Refer to the Rotational Crop Restrictions section of this label for instructions on planting follow crops when using this program. The Classic sequential program may be used only in Use Region 1 (except Oklahoma).

7 A preplant incorporated application is recommended for velvetleaf control. A preemergence application of SCEPTER 70DG will aid in the control and reduce competition from velvetleaf.

NOTE: The total amount of SCEPTER 70DG applied should not exceed 5.6 ounces per acre in one year.

WEEDS CONTROLLED BY POSTEMERGENCE APPLICATIONS

When applied as directed, postemergence treatments of SCEPTER 70DG will control the following weeds:

WEEDS CONTROLLED*	MAXIMUM WEED HEIGHT CONTROLLED (inches)	
	1.4 ounces/acre**	2.8 ounces/acre**
Cocklebur, Common	8	12
Pigweed		
Palmer	N	12
Redroot	4	12
Smooth	4	12
Spiny	N	12
Tall waterhemp	N	12
Poinsettia, Wild	N	6
Sunflower, Common	4	8
Volunteer Corn	8	12

N - Not Controlled

Apply when weeds are actively growing. DO NOT apply SCEPTER 70DG postemergence when soybeans and weeds have been subjected to stress conditions such as temperature and moisture extremes.

USE REGION 1 and USE REGION 2. A sequential postemergence treatment of SCEPTER 70DG at 1.4 ounces per acre (Use Region 1 and Use Region 2) or 2.8 ounces per acre (Use Region 1 only) is permitted following a soil application of SCEPTER 70DG for additional control of the above weeds. In Use Region 2, refer to the Rotational Crop Restrictions section of this label for special instructions on planting follow crops when using this program.

* Use a nonionic surfactant or crop oil concentrate (see page 13).

** Each soluble bag contains 14 ounces of SCEPTER 70DG and will treat 10 acres at the 1.4 ounces per acre rate or 5 acres at the 2.8 ounces per acre rate.

DIRECTIONS FOR CONVENTIONAL, MINIMUM, AND NO-TILL APPLICATIONS

APPLICATION RATE

Apply SCEPTER 70DG at a broadcast rate of 2.8 ounces per acre for preplant incorporated and preemergence (including minimum and no-till systems) applications. At this broadcast rate, one 14 ounce soluble bag of SCEPTER 70DG will treat 5 acres of soybeans. Apply SCEPTER 70DG at a broadcast rate of 1.4 (10 acres per soluble bag) or 2.8 (5 acres per soluble bag) ounces per acre for postemergence applications.

NOTE: For preplant incorporated and preemergence applications on sands and loamy sands, 2.15 ounces per acre (6.5 acres per soluble bag) can be used without a substantial reduction in the control of only cocklebur and pigweed.

NOTE: In Use Region 3 as defined by the Use Area section of this label, apply SCEPTER 70DG prior to July 1.

APPLICATION INSTRUCTIONS

SOIL APPLICATIONS

SCEPTER 70DG may be applied in conventional, minimum, or no-till as a preplant incorporated or preemergence application up to 45 days (30 days in Use Region 1) before planting. Preemergence applications may also be applied during or after planting but before the crop emerges.

Adequate moisture is required for activation of SCEPTER.

PREPLANT INCORPORATED APPLICATIONS

Apply SCEPTER 70DG before planting and incorporate uniformly into the top 1 to 2 inches of soil.

SCEPTER 70DG may be applied immediately before planting or up to 30 days prior to planting in Use Region 1. For Use Region 2 and Use Region 3, SCEPTER 70DG may be applied 45 days prior to planting. Incorporate within 7 days after application.

If soybeans are planted on beds, apply and incorporate after bed formation using PTO-driven equipment or rolling cultivator.

PREEMERGENCE APPLICATIONS (including no-till)

Apply SCEPTER 70DG up to 45 days (30 days in Use Region 1) before, during or after planting but before the crop emerges. As with other herbicides applied preemergence, rainfall or irrigation is necessary to activate SCEPTER 70DG in the soil. If sufficient rainfall or irrigation to activate SCEPTER 70DG is not received within 7 days after application, a thorough shallow tillage, cultivation, or postemergence treatment may be required for control of emerged weeds.

POSTEMERGENCE APPLICATIONS

SCEPTER 70DG applied postemergence not only controls the emerged weed species listed previously, but can also provide residual control of susceptible weeds that may emerge after application. Application should be made to small soybeans so more herbicide reaches the soil surface. The level of residual control will depend on weed density and canopy closure which affect the amount of SCEPTER 70DG reaching the soil surface and environmental conditions, such as rainfall, at the time of and following application.

To maximize weed control following a postemergence SCEPTER 70DG application, wait at least 10 days before cultivating. This timely cultivation will enhance residual weed control, especially under dry conditions.

Use a nonionic surfactant or crop oil concentrate. The nonionic surfactant should contain at least 80% active ingredient and should be applied at a rate of 2 pints per 100 gallons of spray mixture. Apply the crop oil concentrate (COC) at the rate stated on the COC label.

There must be an interval of at least 90 days between the last SCEPTER 70DG application and soybean harvest.

HERBICIDE COMBINATIONS

A soil treatment of SCEPTER 70DG is active against many grass species, but for maximum grass control SCEPTER 70DG should be tank mixed with PROWL® herbicide, trifluralin, Lasso or Dual. SCEPTER 70DG may also be applied as a sequential preemergence or postemergence treatment following application of one of the above grass herbicides.

For no-till uses, SCEPTER 70DG may be tank mixed with Gramoxone Extra, Roundup, or 2,4-DB to kill existing vegetation. Gramoxone Extra, Roundup, or 2,4-DB should be deleted from the tank mixture if vegetation is absent at the time of application. SCEPTER 70DG may also be tank mixed with Bronco, a product which gives both preemergence control of annual grasses and postemergence control of existing vegetation. Use a minimum of 10 gallons of water per acre. Use higher gallonage for fields with dense vegetation or heavy crop residues. Use ground equipment only. Plant soybeans at least one inch deep and adjust planters to ensure adequate seed coverage.

SCEPTER 70DG may be followed by a postemergence application of Fusilade⁶ or Poast⁷. DO NOT tank mix SCEPTER 70DG with postemergence grass herbicides.

When used in combination with another herbicide, SCEPTER 70DG should be used only in accordance with recommendations on this label. Always follow the more restrictive label limitations and precautions. SCEPTER 70DG cannot be mixed with any product containing a label prohibition against such mixing.

Soil Texture

Although the rate of SCEPTER 70DG does not vary with soil texture, the recommended rates of other herbicides used with this product generally do vary with soil texture. Combination rate tables in this label refer to three soil texture groups: COARSE, MEDIUM, and FINE. The following table lists soil textures included in each of these three groups:

COARSE

sands
loamy sands
sandy loams

MEDIUM

sandy clay loams*
sandy clays
loams
silt loams
silts

FINE

silty clay loams*
silty clays
clay loams
clays

*Sometimes considered transitional soils.

⁶Fusilade is a trademark of ICI Americas, Inc.

⁷Poast is a trademark of BASF Wyandotte Corporation.

•Registered Trademark of American Cyanamid Company.

**ADDITIONAL WEEDS CONTROLLED
BY COMBINATION TREATMENTS**

When applied as directed, SCEPTER 70DG preplant incorporated or preemergence combination treatments with PROWL, trifluralin, Lasso or Dual will control, as indicated, weeds listed in the following table in addition to those controlled by SCEPTER 70DG alone.

<u>WEED</u>	<u>PROWL</u>	<u>Trifluralin^a</u>	<u>Lasso</u>	<u>Dual</u>
GRASSES				
BARNYARDGRASS	X	X	X	X
CRABGRASS, SMOOTH	X	X	X	X
CRABGRASS, LARGE	X	X	X	X
CROWFOOT GRASS	X	X		
GOOSEGRASS	X	X	X	X
PANICUM, FALL	X	X ^c	X	X
PANICUM, TEXAS	X	X		
SANDBUR, FIELD	X	X		
SHATTERCANE	X ^{a, b}	X ^c		
SIGNALGRASS	X	X	X	X
WITCHGRASS	X	X	X	X
BROADLEAF WEEDS				
CARPETWEED	X	X	X	X
GALINSOGA			X	X
KOCHIA	X	X		
PURSLANE	X	X	X	
SPURGE, ANNUAL	X			

^aPreplant incorporated treatments only.

^bSee Note on page 16.

^cSee Note on page 17.

SCEPTER 70DG Plus PROWL Tank Mixture

- Apply SCEPTER 70DG plus PROWL preplant incorporated or preemergence using rates in the table below. Follow use directions under APPLICATION INSTRUCTIONS in this label. For preplant incorporated applications, incorporate into the soil within 7 days after application, and plant soybeans within 45 days after application (30 days in Use Region 1). For preemergence applications, apply from up to 45 days prior to planting (30 days in Use Region 1) to a maximum of 2 days after planting. DO NOT apply if soybeans have emerged.

Broadcast Rate of SCEPTER 70DG Plus PROWL

Soil Texture	<u>Less Than 3% Organic Matter</u>			<u>3% or More Organic Matter</u>		
	SCEPTER 70DG* ounces/acre	+ PINTS/acre		SCEPTER 70DG* ounces/acre	+ PINTS/acre	
		4EC	3.3EC		4EC	3.3EC
Coarse	2.8	1.0 to 1.5	1.2 to 1.8	2.8	1.5	1.8
Medium	2.8	1.5 to 2.0	1.8 to 2.4	2.8	1.5 to 2.0	1.8 to 2.4
Fine	2.8	1.5 to 2.0	1.8 to 2.4	2.8	2.0 to 2.5	2.4 to 3.0

NOTE: Use the higher rate of PROWL if heavy weed populations are anticipated or if shattercane will be present.

Observe all precautions and limitations on PROWL label.

* One soluble bag contains 14 ounces of SCEPTER 70DG and will treat 5 acres at the 2.8 ounces per acre rate.

1-570

SCEPTER 70DG Plus Trifluralin Tank Mixture

- Apply SCEPTER 70DG plus trifluralin preplant incorporated using rates in the table below. Follow use directions under APPLICATION INSTRUCTIONS in this label. Incorporate into the soil within 24 hours after application, and plant soybeans within 45 days after application (30 days in Use Region 1). Use equipment that provides uniform 2 inch incorporation.

Broadcast Rate of SCEPTER 70DG Plus trifluralin*

Soil Texture	SCEPTER 70DG** ounces/acre	Trifluralin* pints/acre
Coarse	2.8	1
Medium	2.8	1.5
Fine	2.8	2

NOTE: If fall panicum or shattercane will be present, refer to trifluralin label for higher rates to control these weeds.

Observe all precautions and limitations on the trifluralin label

*Based on 4 pounds active ingredient per gallon.

** One soluble bag contains 14 ounces of SCEPTER 70DG and will treat 5 acre at the 2.8 ounces per acre rate.

SCEPTER 70DG Plus Lasso Tank Mixture

- Apply SCEPTER 70DG plus Lasso preplant incorporated or preemergence using rates in the table below. Follow use directions under APPLICATION INSTRUCTIONS in this label. For preplant incorporated applications, apply and incorporate within 7 days prior to planting. For preemergence applications, apply up to 7 days prior, during or immediately after planting.

Broadcast Rate of SCEPTER 70DG Plus Lasso

<u>Less than 3% Organic Matter</u>				<u>3% or More Organic Matter</u>		
<u>SCEPTER 70DG*</u>		<u>Lasso (quarts/acre)</u>		<u>SCEPTER 70DG*</u>		<u>Lasso (quart/acre)</u>
Soil Texture	(ounces/ acre)	Preplant Incorporated	Preemer- gence	(ounces/ acre)	Preplant Incorporated	Preemergence
Coarse	2.8	2.0 to 2.5	2.0	2.8	2.0 to 2.5	2.0
Medium	2.8	2.5 to 3.0	2.0 to 2.5	2.8	2.5 to 3.0	2.0 to 2.5
Fine	2.8	2.5 to 3.0	2.0 to 3.0**	2.8	2.5 to 3.0	2.5 to 3.0

* One soluble bag contains 14 ounces of SCEPTER 70DG and will treat 5 acres at the 2.8 ounces per acre rate.

** On silty clay and heavy clay soils of the Mississippi Delta, use 2 to 2-1/2 quarts of Lasso.

NOTE: For preplant incorporated applications, use the higher rate of Lasso if heavy weed populations are anticipated.

Use the higher rate of Lasso (1) when heavy grass infestations are anticipated, (2) when fall panicum or crabgrass will be present, or (3) when previous crop residues are extremely dense. Apply up to 7 days before, during or immediately after planting.

Observe all precautions and limitations on the Lasso label.

SCEPTER 70DG Plus Dual Tank Mixture

Apply SCEPTER 70DG plus Dual preplant incorporated or preemergence using rates in table below. Follow use directions under APPLICATION INSTRUCTIONS in this label. For preplant incorporated applications, apply up to 29 days prior to planting. Incorporate within 7 days after application. For preemergence applications, apply up to 29 days prior, during or immediately after planting.

Broadcast Rate of SCEPTER 70DG Plus Dual

Soil Texture	<u>Less Than 3% Organic Matter</u>		<u>3% or More Organic Matter</u>	
	SCEPTER 70DG* ounces/acre	DUAL pints/acre	SCEPTER 70DG* ounces/acre	DUAL pints/acre
Coarse	2.8	1.25 to 1.5	2.8	1.5
Medium	2.8	1.5 to 2.0	2.8	2.0
Fine	2.8	2.0 to 2.5	2.8	2.0 to 2.5**

* One soluble bag contains 14 ounces of SCEPTER 70DG and will treat 5 acres of the 2.8 ounces per acre rate.

** Use the higher rate of Dual if heavy weed populations are anticipated.

NOTE: Observe all precautions and limitations on Dual label.

SCEPTER 70DG Plus PROWL or Trifluralin Plus Command Tank Mixture

Observe all precautionary statements and limitations in the PROWL or trifluralin and Command labels before using. The SCEPTER 70DG plus PROWL or trifluralin plus Command 4EC preplant incorporated tank mixture may be used when heavy infestations of velvetleaf are anticipated. Uniformly apply the tank mixture with properly calibrated ground equipment in 10 to 40 gallons of water per acre. Use sprayers equipped with nozzles that provide accurate and uniform application.

Apply SCEPTER 70DG plus PROWL or trifluralin plus Command 4EC to the soil surface and uniformly incorporate. Refer to the Command 4EC label for incorporation instructions. DO NOT apply aerially or through irrigation equipment. DO NOT apply this tank mixture to overly moist or wet soils.

SPECIAL PRECAUTION

Command 4EC is a volatile compound. Off-site movement of spray drift or vapors of Command can cause foliar whitening or yellowing of some plants. Prior to using Command, read and strictly follow all precautions and application instructions of the Command label. The use of an agriculturally approved drift reducing agent is required at finished spray volumes of 10 to 15 gallons per acre.

BROADCAST RATE PER ACRE OF SCEPTER 70DG PLUS PROWL OR TRIFLURALIN PLUS COMMAND 4EC

Apply SCEPTER 70DG at 2.8 ounces per acre*. Apply Command at 1/4 to 1/2 pint per acre. Refer to HERBICIDE COMBINATIONS section for PROWL (page 16) or trifluralin (page 17) use rates.

ROTATIONAL CROP RESTRICTIONS: Follow all rotational crop restrictions on the SCEPTER 70DG, PROWL or trifluralin, and Command label.

ALWAYS FOLLOW THE MOST RESTRICTIVE LABEL.

* One soluble bag contains 14 ounces of SCEPTER 70DG and will treat 5 acres of the 2.8 ounces per acre rate.

SCEPTER 70DG Plus Metribuzin Tank Mixtures

Before using, observe all precautionary statements in the SCEPTER 70DG, Sencor⁸, Lexone⁹, PROWL, Lasso, Dual, and trifluralin leaflet labels. SCEPTER 70DG may be applied in tank mix combination with Sencor or Lexone plus one of the following grass herbicides: PROWL, Lasso, Dual, or trifluralin; either preplant incorporated or preemergence (excluding trifluralin). SCEPTER 70DG may also be applied in tank mix with any one of the above grass herbicides as a preplant incorporated application followed by a preemergence application of Sencor or Lexone. For preemergence applications, apply during or immediately after planting. These treatments will control hemp sesbania and hophornbeam copperleaf in addition to the weeds controlled by a soil application of SCEPTER 70DG plus the grass herbicide.

Apply Sencor or Lexone at the broadcast rate per acre specified in the table below, in tank mix combination with 2.8 ounces per acre* of SCEPTER 70DG plus one of the above grass herbicides.

Sencor or Lexone Rate**

	4.0L	75%DF
Coarse Soils	1/2 pint	1/3 lb.
Medium Soils	1/2 pint	1/3 lb.
Fine Soils	2/3 pint	1/2 lb.

* One soluble bag contains 14 ounces of SCEPTER 70DG and will treat 5 acres at the 2.8 ounces per acre rate.

** Do not use Sencor or Lexone on coarse soils of less than 2% organic matter. Use 1/2 lb. or 2/3 pint of Sencor or Lexone on medium soils of greater than 4% organic matter.

⁸Sencor is a trademark of Mobay Company

⁹Lexone is a trademark of E.I. duPont de Nemours and Company

Tank Mixtures with 2,4-DB

2,4-DB may be used with SCEPTER 70DG alone or in combination with other SCEPTER 70DG tank mixes for the control of some annual broadleaf weeds. Refer to the 2,4-DB label for specific use recommendations, rates and weeds controlled.

Observe all cautions and limitations on the 2,4-DB label.

Tank Mixtures With Bronco

Use the following rates of Bronco for SCEPTER 70DG plus Bronco tank mixtures:

<u>Soil Texture</u>	<u>Bronco (quarts/acre)</u>
Coarse	3 to 5
Medium	4 to 5
Fine	4 to 5

Use the higher rate of Bronco (1) when previous crop residues are extremely dense, (2) when emerged weeds are over 6 inches tall, (3) when heavy infestations of weeds are expected, and (4) when soils contain more than 3% organic matter. Apply up to 7 days before, during or immediately after planting.

Observe all precautions and limitations on Bronco label.

Tank Mixtures With Gramoxone Extra

Apply 1-1/2 to 2-1/2 pints of Gramoxone Extra per acre in SCEPTER 70DG tank mixtures. Use the 2-1/2 pint rate if weeds are 4 to 6 inches tall. Weeds over 6 inches may not be controlled with this treatment. Apply up to 14 days before, during or immediately after planting.

When Gramoxone Extra is included in a tank mixture, add a nonionic spreader surfactant at a rate of 8 fl. oz. per 100 gallons of spray mixture as the last ingredient in the tank.

Gramoxone Extra will control most annual emerged weeds and suppress many emerged perennials. Refer to the Gramoxone Extra label for specific use recommendations and weeds controlled.



Observe all precautions and limitations on Gramoxone Extra label.

Tank Mixtures With Roundup

Roundup may be used with SCEPTER 70DG alone or in combination with other tank mixes for the control of certain emerged grasses and broadleaf weeds. Refer to the Roundup label for specific use recommendations, rates and weeds controlled.

Observe all cautions and limitations on the Roundup label.

-
-



MIXING INSTRUCTIONS

Fill the spray tank one-fourth to one-half full with clean water. While agitating add the required amount of SCEPTER 70DG (including the water soluble packaging) and then fill the remainder of the tank with water. For postemergence applications, add the nonionic surfactant or the crop oil concentrate as last ingredient in the tank. An antifoaming agent may be added to the tank if needed. Maintain agitation while spraying to ensure a uniform spray mixture.

When tank mixing SCEPTER 70DG with recommended herbicides, add SCEPTER 70DG (including the water soluble packaging) to the spray tank first and make sure it is thoroughly mixed before adding the other herbicide.

When tank mixing Roundup or Gramoxone Extra with SCEPTER 70DG and PROWL, Lasso or Dual, add herbicides to the tank in the following order: (1) SCEPTER 70DG (2) PROWL, Lasso or Dual, (3) Roundup or Gramoxone Extra, and (4) nonionic surfactant.

SPRAYING INSTRUCTIONS

NOTE: DO NOT make applications when spray may be carried by wind to sensitive crops.

Avoid overlaps when spraying.

GROUND APPLICATIONS:

Uniformly apply with properly calibrated ground equipment in 10 or more gallons of water per acre. Use sprayers equipped with nozzles that provide accurate and uniform application. To minimize drift, use a maximum spray pressure of 40 psi.

To ensure thorough coverage, use a minimum of 20 gallons of water per acre when applying SCEPTER 70DG as a postemergence treatment. Use higher gallonage for fields with dense vegetation or heavy crop residues.

DO NOT apply with ground equipment when wind velocity is greater than 10 mph.

For band treatment, apply the broadcast equivalent rate and volume per acre. To determine these:

Band width <u>in inches</u>	X	Broadcast Rate per acre	-	Band RATE per acre
Row width in inches				
Band width <u>in inches</u>	X	Broadcast VOLUME per acre	-	Band VOLUME per acre
Row width in inches				

AERIAL APPLICATIONS:

Uniformly apply with properly calibrated aerial equipment in 5 or more gallons of water per acre.

To avoid injury to sensitive crops from drift, aerial applicators must adhere to the following SPECIAL AERIAL USE DIRECTIONS AND PRECAUTIONS:

- Use nozzles which produce a coarse spray.
- Nozzle height above ground must be a maximum of 10 feet.
- Nozzles must be pointed toward the rear of the aircraft. The downward angle of the nozzle should not be greater than 20 degrees.
- To minimize wing-tip vortex roll, nozzles or spray boom must not be located any closer to end of wing or rotor than three-fourths the distance from the center of the aircraft.
- Use a maximum spray pressure of 40 psi.
- A buffer zone must be established between the area to be sprayed and sensitive crops.
- DO NOT spray when wind velocity is greater than 5 mph.

Applicator is responsible for any loss or damage which results from spraying SCEPTER in a manner other than recommended in this label. In addition, applicator must follow all applicable state and local regulations and ordinances in regard to spraying.

ROTATIONAL CROP RESTRICTIONS

The following rotational crops may be planted after applying SCEPTER at recommended rates in soybeans:

CROP	USE REGION 1	USE REGION 2 (except Michigan**)	USE REGION 3
Soybeans	No restrictions	No restrictions	No restrictions
Wheat	4 months	4 months***	See NOTE
Rice	Spring following SCEPTER 70DG application	Spring following SCEPTER 70DG application***	---
Barley	11 months	11 months***	See NOTE
Field Corn	11 months*	11 months**,***	See NOTE
Edible Beans	11 months	11 months***	11 months
Grain Sorghum	11 months	11 months***	11 months
Oats	11 months	11 months***	See NOTE
Peanuts	11 months	11 months***	11 months
Tobacco	11 months	11 months***	11 months
Sugar Beets	26 months	26 months	26 months

NOTE:

For USE REGION 3 as defined in the USE AREA section of this label, field corn, wheat, barley, or oats may be planted as a rotational crop in the fall or in the spring of the year following SCEPTER 70DG application ONLY if SCEPTER 70DG was applied as a postemergence application at 1.4 ounces per acre and at least 10 inches of rainfall or irrigation has been received from the date of application through October of the same year.

- * For USE REGION 1 as defined in the USE AREA section of this label, field corn may be planted in the spring of the year following SCEPTER 70DG application unless extreme drought conditions develop (less than 15 inches of rainfall or irrigation is received within 6 months following the date of last application). A minimum of 10 inches of rainfall is needed for a postemergence application of SCEPTER 70DG only if the total amount of SCEPTER 70DG applied in one season does not exceed 1.4 ounces per acre.

**** For USE REGION 2 (except Michigan¹) as defined in the USE AREA section of this label; field corn may be planted in the spring of the year following SCEPTER 70DG application unless extreme drought conditions develop (less than 15 inches of rainfall or irrigation is received from two weeks prior to the date of last application through November 15 of the same year). A minimum of 10 inches of rainfall is needed for a postemergence application of SCEPTER 70DG only if the total amount of SCEPTER 70DG applied in one season does not exceed 1.4 ounces per acre.**

If the minimum rainfall requirement is not met, only field corn hybrids which are classified as tolerant or resistant to SCEPTER 70DG and/or other imidazolinone herbicides may be planted the spring of the year following SCEPTER 70DG application. Contact your chemical dealer, seed supplier or American Cyanamid to obtain a list of SCEPTER 70DG tolerant hybrids.

¹ DO NOT plant field corn, oats, or barley in Michigan in the fall or spring of the year following SCEPTER 70DG application.

*****ROTATIONAL CROP RESTRICTIONS for sequential SCEPTER 70DG or SCEPTER O.T. application following a soil application of SCEPTER 70DG (USE REGION 2 only):**

For USE REGION 2 as defined in the USE AREA section of this label; soybeans may be planted anytime. Barley, edible beans, grain sorghum, oats, peanuts, rice, tobacco, and wheat may be planted 15 months after the last herbicide application. Cotton may be planted 18 months after the last herbicide application.

Only field corn hybrids which are classified as tolerant or resistant to SCEPTER 70DG and/or other imidazolinone herbicides may be planted the spring of the year following a sequential SCEPTER 70DG application. Contact your chemical dealer, seed supplier, or American Cyanamid to obtain a list of SCEPTER 70DG tolerant field corn hybrids. Other field corn varieties may be planted 15 months after the last herbicide application.

ROTATIONAL CROP RESTRICTIONS for sequential Classic application following SCEPTER 70DG soil treatments (USE REGION 1 only):

Soybeans may be planted anytime. Barley, edible beans, field corn, grain sorghum, oats, peanuts, rice, tobacco, and wheat may be planted 15 months after the last herbicide application. Cotton may be planted 18 months after the last herbicide application. Refer to rotational crop restrictions listed in the Classic label. Always follow the more restrictive label.

Only rotational crops harvested at maturity may be used for feed or food.

DO NOT plant other rotational crops prior to 18 months after last SCEPTER 70DG application.

Use of SCEPTER 70DG herbicide in accordance with label directions is expected to result in normal growth of rotational crops in most situations; however, various environmental and agronomic factors make it impossible to eliminate all risks associated with the use of this product and, therefore, crop injury, is always possible.



Except where stated on a Supplemental Label or in this label, DO NOT apply products containing chlorimuron ethyl (e.g. Classic, Canopy, Gemini, Lorox Plus, Preview¹⁰, etc.) or imazaquin (SCEPTER, SQUADRON[•], TRI-SCEPT[•], SCEPTER[•] O.T.[•]) the same year as SCEPTER. DO NOT apply products containing imazethapyr (e.g. PURSUIT[•], PURSUIT[•] Plus or PASSPORT[•]) the same year as SCEPTER 70DG.

In the event of a crop loss due to weather conditions, soybeans can be replanted. DO NOT work the soil deeper than 2 inches.

DO NOT graze or feed treated soybean forage, hay or straw to livestock.

¹⁰Classic, Canopy, Gemini, Lorox Plus and Preview are trademarks of E.I. du Pont de Nemours and Company.

[•]Registered Trademarks of American Cyanamid Company.



WEED SCIENTIFIC NAMES

BROADLEAF WEEDS

Beggarweed, Florida
 Bristly Starbur
 Burcucumber
 Carpetweed
 Cocklebur, Common
 Copperleaf, Hophornbeam
 Galinsoga
 Jimsonweed
 Kochia
 Lambsquarters, Common
 Mallow, Venice
 Mexicanweed
 Morningglory
 Entireleaf
 Ivyleaf
 Palmleaf
 Pitted
 Smallflower
 Tall
 Mustard species
 Nightshade, Eastern Black
 Nutsedge, Yellow
 Pigweed
 Palmer
 Redroot
 Smooth
 Spiny
 Waterhemp, Tall
 Poinsettia, Wild
 Puncturevine
 Purslane
 Pusley, Florida
 Ragweed,
 Common
 Giant
 Redweed
 Sesbania, Hemp
 Sicklepod
 Sida, Prickly (teaweed)
 Smartweed,
 Ladysthumb
 Pennsylvania
 Spurge
 Annual
 Spotted
 Sunflower, Common
 Texasweed
 Velvetleaf

(Desmodium tortuosum)
 (Acanthospermum hispidum)
 (Sicyos angulatus)
 (Mollugo verticillata)
 (Xanthium strumarium)
 (Acalypha ostryaefolia)
 (Galinsoga spp.)
 (Datura stramonium)
 (Kochia scoparia)
 (Chenopodium album)
 (Hibiscus trionum)
 (Caperonia castanifolia)

 (Ipomoea hederacea var. intergriuscula)
 (Ipomoea hederacea)
 (Ipomoea wrightii)
 (Ipomoea lacunosa)
 (Jacquemontia tamnifolia)
 (Ipomoea purpurea)
 (Brassica spp.)
 (Solanum ptycanthum)
 (Cyperus esculentus)

 (Amaranthus palmeri)
 (Amaranthus retroflexus)
 (Amaranthus hybridus)
 (Amaranthus spinosus)
 (Amaranthus tuberculatus)
 (Euphorbia heterophylla)
 (Tribulus terrestris)
 (Portulaca oleracea)
 (Richardia scabra)

 (Ambrosia artemisiifolia)
 (Ambrosia trifida)
 (Melochia corchorifolia)
 (Sesbania exaltata)
 (Cassia obtusifolia)
 (Sida spinosa)

 (Polygonum persicaria)
 (Polygonum pennsylvanicum)

 (Euphorbia spp.)
 (Euphorbia maculata)
 (Helianthus annuus)
 (Caperonia palustris)
 (Abutilon theophrasti)

GRASSES

Barnyardgrass
Corn, Volunteer
Crabgrass
 Smooth
 Large
- Crowfoot Grass
- Foxtail
 Giant
 Green
 Yellow
Goosegrass
Johnsongrass, seedling
Panicum
 Fall
 Texas
Sandbur, Field
Shattercane
Signalgrass, Broadleaf
Witchgrass

(Echinochloa crus-galli)
(Zea mays)

(Digitaria ischaemum)
(Digitaria sanguinalis)
(Dactyloctenium aegyptium)

(Setaria faberi)
(Setaria viridis)
(Setaria glauca)
(Eleusine indica)
(Sorghum halepense)

(Panicum dichotomiflorum)
(Panicum texanum)
(Cenchrus incertus)
(Sorghum bicolor)
(Brachiaria platyphylla)
(Panicum capillare)

