

MAR 17 1986

Dr. Robert L. Linkfield, Ph.D.
Registration Coordinator
American Cyanamid Company
Agricultural Research Division
P.O. Box 400
Princeton, NJ 08540

Dear Dr. Linkfield:

Subject: Amendment - Efficacy Statement Change/Label Review
Guardian Insecticide Swine Ear Tags
EPA Registration No. 241-280
Your Letter Dated August 27, 1985

The labeling referred to above, submitted in connection with registration under the Federal Insecticide, Fungicide, and Rodenticide Act, as amended, is acceptable, provided that you make the labeling changes listed below before you release the product for shipment bearing the amended labeling:

1. Under the Precautionary statements section add, "Harmful if absorbed through skin. Avoid contact with skin, eyes, and clothing."
2. Revise the Storage statement to read, "Do not contaminate water, food, or feed by storage or disposal."
3. Revise the Disposal statement to read, ". . . must be disposed of onsite or at an approved waste disposal facility." Delete the remainder of this statement.
4. Under the Directions for Use section which displays a step-by-step application procedure, we suggest that the boxed pictures depict the hands covered by gloves and that the use of gloves be stated in step one.

50504:Shell:LR-2:KENCO:3/6/86:3/17/86:Kim:vo
CONCURRENCES

SYMBOL ▶								
SURNAME ▶								
DATE ▶								

We have noted the efficacy statement change and that your files contain field test data supporting this change.

Submit five (5) copies of your final printed labeling before you release the product for shipment.

A stamped copy of the labeling is enclosed for your records.

Sincerely yours,

George T. LaRocca
Product Manager (15)
Insecticide-Rodenticide Branch
Registration Division (TS-767C)

Enclosure

0 3/4

(Pail Label)
(Main Pan 1)

(STOP SIGN)
(WITH)
("GUARDIAN*")

(Swine Symbol)

GUARDIAN*

Insecticide Swine Ear Tags

For Use on Swine for the Control of Lice and Mange Mites.

Active Ingredient:	By Weight
Flucythrinate: (+) Cyano (3-phenoxyphenyl) methyl (+)-4-(difluoromethoxy)-alpha-(1-methylethyl) benzeneacetate	10.0
Inert Ingredients	<u>90.0</u>
Total	100.0%

(1 ear tag contains 500 mg of active ingredient)

EPA Reg. No. 241-280

EPA Est. No. 50594-NJ-1

KEEP OUT OF REACH OF CHILDREN

CAUTION

See Inside for Additional Precautionary Statements

(Cyanamid Logo)

American Cyanamid Company
Agricultural Division
Wayne, NJ 07470

ACCEPTED
with COMMENTS
Date: _____

241-280

Insecticide,
Fungicide, Act
Herbicide
EPA Reg. No.


241-280

(Control No.)
Contents: 50 tags
Net Weight: 5 g per tag

22325-05—
(8/85)

In case of an emergency involving this product, call collect, day or night, 201-835-3100.

*Trademark of American Cyanamid Company



1-4/6

(Other Panels)

PRECAUTIONARY STATEMENTS
HAZARDS TO HUMANS AND DOMESTIC ANIMALS

CAUTION

Wash thoroughly with soap and water after handling and before eating or smoking. Use protective gloves when handling.

ENVIRONMENTAL HAZARDS

This pesticide is toxic to fish and aquatic organisms. Do not contaminate water by disposal of used tags.

STORAGE AND DISPOSAL

STORAGE: DO NOT contaminate water, food, or feed by storage.

DISPOSAL: Remove ear tags before slaughter. Open dumping is prohibited. Ear tags removed from animals and ear tags that cannot be used according to label instructions must be disposed of in a sanitary landfill, or by other approved state and local procedures.

DIRECTIONS FOR USE

It is a violation of Federal Law to use this product in a manner inconsistent with its labeling.

Use Directions: Growing Swine

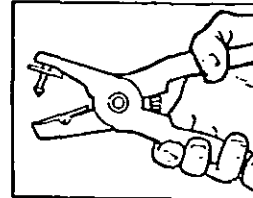
Attach one tag to each ear when pests first appear. Tags remain effective for up to 5 months. Replace as necessary.

Adult Swine

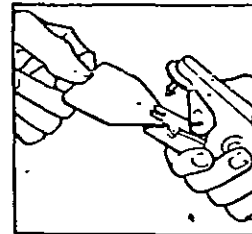
Attach one tag to each ear. Allow at least one month of contact with other tagged swine before placing in farrowing crates. Tags remain effective for up to 5 months. Replace as necessary.

Apply with the ALLFLEX® tagging system. Follow steps below:

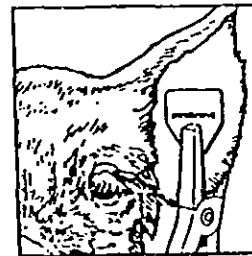
Step 1. Slide male button on pin until pin projects through tip. Disinfect pliers and button. Button is now ready for application.



Step 2. Place female part of tag under clip by depressing lever. Collar on tag must be pointing down.



Step 3. Position tag high on the inside of the ear. Do not allow shaft of the male button to penetrate any cartilage rib or blood vessel. Ear damage may result.



Step 4. When properly positioned, the tag should hang as shown.



ALLFLEX® - Registered Trademark of Allflex Corporation

PRECAUCION AL USUARIO: Si usted no lee ingles, no use este producto hasta que la etiqueta le haya sido explicada ampliamente.

DISCLAIMER

Seller warrants only that the material contained herein conforms to the chemical description on the label and is reasonably fit for the use therein described when used in accordance with the directions for use.

Any damages arising from a breach of this warranty shall be limited to direct damages, and shall not include consequential commercial damage such as loss of profits or values, etc.

Seller makes no other express or implied warranty, including any other express or implied warranty of FITNESS or of MERCHANTABILITY.

User assumes the risk of any use contrary to label instructions or under abnormal conditions, or under conditions not reasonably foreseeable by Seller.

mas/6

