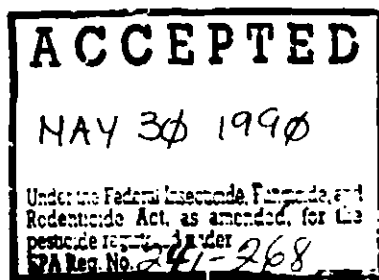


PROWL® DG  
herbicide

FOR USE IN FIELD CORN, COTTON, SOYBEANS, NONCROP,  
ORNAMENTALS, CHRISTMAS TREES, AND TURF AREAS.

EPA Reg. No. 241-268

PROWL DG SHOULD BE USED IN ACCORDANCE WITH THE DIRECTIONS IN THIS LEAFLET,  
OR IN SUPPLEMENTAL LABELS FOR REGISTERED USES NOT INCLUDED IN THIS LEAFLET  
AVAILABLE THROUGH LOCAL DEALERS. READ ALL DIRECTIONS CAREFULLY BEFORE  
USING.



---

In case of an emergency endangering life or property involving  
this product, call collect, day or night, Area Code 201-835-3100.

---

American Cyanamid Company  
Agricultural Division

~~Registration~~ Chemical/VPC Ventures Dept. 2  
Wayne, NJ 07470 ©1989

22904-20

®Registered Trademark of American Cyanamid Company

TABLE OF CONTENTS

PAGE

Ingredients.....

Precautionary Statements.....

Statement of Practical Treatment.....

Disclaimer.....

Directions for Use.....

Storage and Disposal.....

General Information.....

Mixing Instructions.....

Formulation Conversion Chart.....

Liquid and Dry Bulk Fertilizer Use.....

Spraying Instructions.....

Follow Crop Restrictions.....

Corn - Field.....

    PROWL DG plus atrazine<sup>1</sup>.....

    PROWL DG plus Bladex<sup>2</sup>.....

    PROWL DG Alone.....

    Wild Proso Millet.....

    PROWL DG plus Banvel<sup>3</sup>.....

    Minimum Tillage Systems.....

    CULTI-SPRAY<sup>™</sup>.....

Cotton.....

    Incorporation Instructions.....

    PROWL DG Alone.....

    PROWL DG Followed by Cotoran<sup>4</sup>.....

    PROWL DG Followed by Karmex<sup>5</sup>.....

TABLE OF CONTENTS (Continued)

PAGE

PROWL DG plus Caparol<sup>6</sup>.....

PROWL DG plus Cotoran.....

Rhizome Johnsongrass.....

Soybeans.....

    Incorporation Instructions.....

PROWL DG Alone.....

PROWL DG plus Sencor<sup>7</sup>/Lexone<sup>8</sup>.....

PROWL DG plus Amiben<sup>9</sup>.....

PROWL DG plus Amiben plus Sencor/Lexone.....

PROWL DG plus Lorox<sup>10</sup>.....

Special Weeds.....

    Shattercane.....

    Red Rice/Itchgrass.....

    Rhizome Johnsongrass.....

Minimum and No-Till Systems.....

CULTI-SPRAY™ (Postemergence Incorporated).....

    General Instructions.....

    Field Corn.....

Regional Map for Rate Determination.....

**Noncrop**.....

**Comments**.....

**Christmas Trees**.....

**Turf**.....

#### FOOTNOTES FOR TABLE OF CONTENTS

<sup>1</sup>AAtrex is a leading brand of atrazine. AAtrex and AAtrex Nine-0 are trademarks of Ciba-Geigy Corporation.

<sup>2</sup>Bladex is a trademark of **E.I. duPont de Nemours and Company**.

<sup>3</sup>Banvel is a trademark of **Sandoz Crop Protection Inc.**

<sup>4</sup>Cotoran is a trademark of Ciba-Geigy Corporation.

<sup>5</sup>Karmex is a trademark of E.I. duPont de Nemours and Company.

<sup>6</sup>Caparol is a trademark of Ciba-Geigy Corporation.

<sup>7</sup>Sencor is a trademark of Farbenfabriken Bayer GmbH, Leverkusen, West Germany.

<sup>8</sup>Lexone is a trademark of E.I. duPont de Nemours and Company.

<sup>9</sup>Amiben is a trademark of **Rhone Poulenc**.

<sup>10</sup>Lorox is a trademark of E.I. duPont de Nemours and Company.

REFER TO COLOR LEGEND FOR USES ON SPECIFIC CROP

FIELD CORN

COTTON

SOYBEANS

CULTI-SPRAY (Field Corn)

Read all information on pages \_\_\_\_ before referring to specific crop use.

**PROWL® DG  
herbicide**

**dispersible granule**

**ACTIVE INGREDIENT:**

pendimethalin, N-(1-ethylpropyl)-3,4-dimethyl-2,  
6-dinitrobenzenamine..... 60.0%

**INERT INGREDIENTS:**..... 40.0%

**TOTAL**.....100.0%

(10 lbs. contains 6 lbs. of pendimethalin)

**EPA Reg. No. 241-268**

**EPA Est. No.**

**KEEP OUT OF REACH OF CHILDREN**

**CAUTION/PRECAUCION!**

---

**PRECAUCION AL USUARIO:** Si usted no lee ingles, no use este producto hasta que la etiqueta le haya sido explicada ampliamente.

---

**See Additional Precautionary Statements  
Inside Booklet**

**American Cyanamid Company  
Agricultural Division  
Pesticide Chemical/VIC Ventured Dept.  
Wayne, NJ 07090-0199**

**Net Contents: 4**

**AMERICAN CYANAMID COMPANY**

**PRECAUTIONARY STATEMENTS  
HAZARDS TO HUMANS  
CAUTION**

Causes moderate eye irritation. Harmful if absorbed through skin. Avoid contact with eyes, skin, or clothing. Wash thoroughly with soap and water after handling.

**STATEMENT OF PRACTICAL TREATMENT**

**If in eyes:** Flush eyes with plenty of water. Call a physician if irritation persists.

**If on skin:** Wash with plenty of soap and water. Get medical attention if irritation persists.

**ENVIRONMENTAL HAZARDS**

This product is toxic to fish. DO NOT apply directly to water or wetlands (swamps, bogs, marshes or potholes). Drift and runoff from treated areas may be hazardous to aquatic organisms in adjacent aquatic sites. DO NOT contaminate water when disposing of equipment washwaters.

**DISCLAIMER**

The label instructions for use of this product reflect the opinion of experts based on field use and tests. The directions are believed to be reliable and should be followed carefully. However, it is impossible to eliminate all risks inherently associated with use of this product. Crop injury, ineffectiveness or other unintended consequences may result because of such factors as weather conditions, presence of other materials, or the use or application of the product contrary to label instructions, all of which are beyond the control of American Cyanamid Company. All such risks shall be assumed by the user.

American Cyanamid Company warrants only that the material contained herein conforms to the chemical description on the label and is reasonably fit for the use therein described when used in accordance with the directions for use, subject to the risk referred to above.

Any damages arising from a breach of this warranty shall be limited to direct damages and shall not include consequential commercial damages such as loss of profits or values or any other special or indirect damages.

American Cyanamid Company makes no other express or implied warranty, including other express or implied warranty of FITNESS or of MERCHANTABILITY.

### DIRECTIONS FOR USE

It is a violation of Federal law to use this product in a manner inconsistent with its labeling. This labeling must be in the possession of the user at time of pesticide application. **DO NOT apply this product through any type of irrigation system.**

---

### STORAGE AND DISPOSAL

**STORAGE:** DO NOT store above 120°F. Store in original containers and keep closed. Store in a cool, dry place.

DO NOT contaminate water, food, or feed by storage or disposal.

#### PESTICIDE

**DISPOSAL:** Pesticide wastes are toxic. Improper disposal of excess pesticide, spray mixture, or rinsate is a violation of Federal law. If these wastes cannot be disposed of by use according to label instructions, contact your State Pesticide or Environmental Control Agency, or the Hazardous Waste representative at the nearest EPA Regional Office for guidance.

#### CONTAINER

**DISPOSAL:** Completely empty bag into spray tank equipment. Then offer for recycling or reconditioning, or puncture and dispose of in a sanitary landfill, by incineration or, if allowed by state and local authorities, by burning. If burned, stay out of smoke.

---

Observe all cautions and limitations in this leaflet and the labels of products used in combination with PROWL DG. The use of PROWL DG not consistent with this label can result in injury to crops, animals, or persons. Keep containers closed to avoid spills and contamination.

### GENERAL INFORMATION

PROWL DG herbicide controls most annual grasses and certain broadleaf weeds as they germinate, but will not control established weeds. Destroy existing weeds before applying PROWL DG. Unusually cold, excessively wet, or hot and dry conditions that delay germination or extend germination over a long period of time can reduce weed control.

Applied according to label directions and under normal growing conditions, PROWL DG or PROWL DG tank-mix combinations will not cause crop injury. Over-application can result in crop stand loss, crop injury, or soil residues. Uneven application or improper soil incorporation can decrease weed control or cause crop injury. Soil incorporation deeper than recommended can reduce weed control.



Seedling diseases, cold weather, excessive moisture, deep planting, high soil pH, high soil salt concentration, or drought can weaken seedlings and plants, and increase the possibility of crop damage from PROWL DG. Under these conditions, crop yields can be reduced.

### Cultural Practices Following Application

Should weeds develop, a shallow cultivation or rotary hoeing will generally result in better weed control. When cultivating for any reason, it should be shallow. A PROWL DG treatment may be followed by any registered herbicide to control weeds not listed on the PROWL DG label.

### Mixing Instructions for PROWL DG

Respective sections of this leaflet define recommended PROWL DG or PROWL DG tank-mix treatments registered for application in water.

1. Fill tank one-half to three-quarters full with clean water.
2. PROWL DG Alone

When using PROWL DG alone, slowly add PROWL DG to the partially filled tank while agitating and then fill the remainder of the tank with water.

3. PROWL DG Tank Mixes

#### a. Wettable Powder Formulations

- 1) When using PROWL DG with a wettable powder formulation, add PROWL DG to the partially-filled tank while agitating.
- 2) When PROWL DG is properly mixed, add a slurry of the wettable powder (1 part WP + 2 parts water) slowly into the tank. Fill the remainder of the tank while agitating.

#### b. Flowable Formulations

- 1) When using PROWL DG with a flowable formulation, add PROWL DG to the partially-filled tank while agitating.
- 2) When PROWL DG is properly mixed, premix one part of the flowable with two parts water and add this diluted mixture slowly into the tank. Fill the remainder of the tank while agitating.

#### c. Emulsifiable Concentrate Formulations

- 1) When using PROWL DG with an emulsifiable concentrate formulation, add PROWL DG to the partially-filled tank while agitating.

- 2) When PROWL DG is properly mixed, premix one part of the emulsifiable concentrate with two parts water and add this diluted mixture slowly into the tank. Fill the remainder of the tank while agitating.
- d. Dry Flowable (Water Dispersable Granule) Formulations
- 1) When using PROWL DG with a dry flowable formulation, add PROWL DG to the partially-filled tank while agitating.
  - 2) When PROWL DG is properly mixed, premix one part of the dry flowable with two parts water and add this diluted mixture slowly into the tank. Fill the remainder of the tank while agitating.
- e. For Tank Mixtures With Paraquat CL, See Mixing Instructions.
4. MAINTAIN CONTINUOUS AGITATION WHILE ADDING HERBICIDES AND UNTIL SPRAYING IS COMPLETED. If the spray mixture is allowed to settle for any period of time, thorough agitation is essential to resuspend the mixture before spraying is resumed. Continue agitation while spraying.

#### SPRAYING INSTRUCTIONS FOR PROWL DG

1. Apply with properly calibrated equipment in sufficient water per acre to provide uniform spray distribution. Low pressure (25-50 psi) sprayers are recommended. Nozzle screens must be no finer than 50 mesh. Avoid application when winds may cause drift. PROWL DG herbicide treatments in field corn, soybeans, and cotton are most effective in controlling weeds when adequate rainfall or overhead irrigation is received within 7 days after application. PROWL DG treatments in noncrop, ornamentals, Christmas trees, and turf areas are most effective in controlling weeds when adequate rainfall is received within 30 days after application. Avoid contact of spray solution with driveways, stone, wood or other porous surfaces. Rinse immediately to avoid staining.
2. Uniformly apply with properly calibrated ground equipment in sufficient water per acre to uniformly treat the area with a spray pressure of 25 to 50 psi. Maintain continuous agitation during spraying with good mechanical or bypass agitation.

## FORMULATION CONVERSION TABLES

The rate tables in this label for PROWL DG tank mixtures with atrazine, Bladex, Sencor/Lexone and Lorox list rates for one formulation of the respective herbicides. Use the following conversion tables to determine rates when using other formulations.

Atrazine Conversion Table

Rate of atrazine 80WP	Rate of atrazine 4L	Rate of AAtrex Nine-O
1.25 lbs.	2.0 pts.	1.1 lbs.
1.50 lbs.	2.4 pts.	1.3 lbs.
2.00 lbs.	3.2 pts.	1.8 lbs.

Bladex Conversion Table

Rate of Bladex 80WP	Rate of Bladex 4L
1.25 lbs.	2.0 pts.
1.50 lbs.	2.4 pts.
2.00 lbs.	3.2 pts.
2.50 lbs.	4.0 pts.
3.00 lbs.	4.8 pts.

Sencor/Lexone Conversion Table

Rate of Sencor/Lexone DF	Rate of Sencor/Lexone 50WP	Rate of Sencor 4F/Lexone 4L
0.33 lb.	0.50 lb.	0.50 pt.
0.50 lb.	0.75 lb.	0.75 pt.
0.67 lb.	1.00 lb.	1.00 pt.

Lorox Conversion Table

Rate of Lorox L	Rate of Lorox 50W
1.0 pt.	1.0 lb.
1.5 pts.	1.5 lbs.
2.0 pts.	2.0 lbs.
2.5 pts.	2.5 lbs.

## Liquid and Dry Bulk Fertilizer Use

DO NOT apply PROWL DG in liquid fertilizer or on dry bulk fertilizer.

### Spraying Instructions

#### GROUND APPLICATIONS

Use a properly calibrated low-pressure (20 to 40 psi) sprayer equipped with 8002 or larger size Tee-Jet or comparable nozzles to achieve uniform spray distribution and minimize drift. Keep the by-pass line on or near the bottom of the tank to minimize foaming. Nozzle screens must be no finer than 50 mesh. DO NOT apply PROWL DG during periods of gusty winds or when wind velocity is greater than 10 mph.

**BROADCAST TREATMENT** - Apply in water as specified in the appropriate sections of this leaflet.

**BAND TREATMENT** - Apply the broadcast equivalent rate and volume per acre. To determine these:

$$\frac{\text{Band width in inches}}{\text{Row width in inches}} \times \text{Broadcast RATE per acre} = \text{Band RATE per acre}$$

$$\frac{\text{Band width in inches}}{\text{Row width in inches}} \times \text{Broadcast VOLUME per acre} = \text{Band VOLUME per acre}$$

#### AERIAL APPLICATIONS

Apply in 5 or more gallons of water per acre. To minimize drift, DO NOT apply during periods of gusty winds or winds in excess of 5 mph. It is recommended that a flagman or an automatic mechanical flagging unit on the aircraft be used to avoid overlapping and possible crop injury.

#### FOLLOW CROP RESTRICTIONS

1. PROWL DG-treated land can be planted to other crops the following year. See restrictions below for sugar beets, red beets, and spinach.
2. Winter wheat, winter barley

Winter wheat and winter barley may be planted in the fall 120 days after a PROWL DG application in any registered crop. Winter wheat and winter barley may be planted in the fall 90 days after a PROWL DG CULTI-SPRAY™ application in irrigated field corn. The PROWL DG-treated crop must be grown to maturity and harvested before planting wheat or barley.

In areas where irrigation is necessary to produce the PROWL DG-treated crop, DO NOT plant winter wheat or winter barley as follow crops if crop failure/destruction occurs and land is fallowed during the summer as crop injury may result.

DO NOT plant winter wheat or winter barley as follow crops in PROWL DG-treated land if the follow crop is planted using no-tillage procedures as crop injury may result.

DO NOT plant winter wheat or winter barley as follow crops in PROWL DG-treated land if higher PROWL DG rates were used for rhizome johnsongrass suppression in soybeans or cotton or for red rice control and itchgrass suppression in soybeans.

DO NOT feed forage or graze livestock for 75 days after planting wheat or barley in PROWL DG-treated land.

3. Sugar beets, red beets, spinach

To avoid crop injury, do not plant sugar beets, red beets or spinach for 12 months following a PROWL DG application. Land should be plowed to a depth of 12 inches prior to planting these crops.

4. When PROWL DG is used in tank-mix or sequential combinations, refer to labels of other herbicides for additional follow crop restrictions.

## CORN - FIELD

---

PROWL DG can be applied in corn as follows:

Preemergence (surface  
treatment after planting)

PROWL DG + atrazine p. \_\_\_\_\_  
 PROWL DG + Bladex p. \_\_\_\_\_  
 PROWL DG alone p. \_\_\_\_\_  
 PROWL DG + Banvel p. \_\_\_\_\_

Early Postemergence

PROWL DG + atrazine p. \_\_\_\_\_  
 PROWL DG + Bladex p. \_\_\_\_\_

**DO NOT INCORPORATE**

Refer to specific sections of the label for directions for each method of application and special instructions for field corn grown in minimum tillage systems on page \_\_\_\_\_.

Refer to page \_\_\_\_\_ for instructions on CULTI-SPRAY applications (layby treatment) in field corn.

Refer to page \_\_\_\_\_ for follow crop restrictions.

---

**GENERAL INSTRUCTIONS**

With the exception of minimum tillage systems, the seedbed should be firm and free of clods and trash. Use only where adequate tillage is practiced to provide good seed coverage. Plant corn AT LEAST 1-1/2 inches deep to ensure good seed coverage.

PROWL DG or PROWL DG tank-mix combination treatments are most effective in controlling weeds when adequate rainfall or overhead irrigation is received within 7 days after application. If cultivation is necessary because of soil crusting, soil compaction, or weed germination before rain or irrigation, use shallow tillage (such as rotary hoe), and make certain corn seeds are below the tilled area. After early postemergence treatments, wait 7 to 10 days before cultivating.

APPLICATIONS OF PROWL DG PLUS ATRAZINE MIXTURES  
OR PROWL DG PLUS BLADEx MIXTURES

PREEMERGENCE (Surface treatment after planting)

Uniformly apply PROWL DG plus atrazine or PROWL DG plus Bladex tank-mix treatments in 10 or more gallons of water per acre by ground equipment or in 5 or more gallons of water by aircraft. Apply the tank mixtures preemergence, after planting, but before weeds or crop emerge.

(Refer to page \_\_\_\_\_ for spraying instructions. Refer to page \_\_\_\_\_ for instructions for use in minimum tillage systems.)

DO NOT INCORPORATE or serious corn injury can result.

EARLY POSTEMERGENCE

Uniformly apply PROWL DG plus atrazine or PROWL DG plus Bladex 80WP tank-mix treatments in 10 or more gallons of water by ground equipment or in 5 or more gallons of water by aircraft.

(Refer to page \_\_\_\_\_ for spraying instructions. Refer to page \_\_\_\_\_ for instructions for use in minimum tillage systems.)

DO NOT INCORPORATE or serious corn injury can result.

DO NOT apply in liquid fertilizer or following preemergence PROWL DG applications.

DO NOT apply PROWL DG alone postemergence.

DO NOT apply PROWL DG plus Bladex early postemergence under extended cold (below 50°F), wet weather conditions, or when cold, wet conditions are predicted, or serious corn injury can result.

Tank mixtures of PROWL DG plus atrazine or PROWL DG plus Bladex 80WP may be applied in water ONLY, after field corn emergence but no later than when corn is in the 2-leaf stage of growth and when weeds are no more than 1 inch tall except for Texas panicum which must be no larger than the 1-2 leaf stage. (DO NOT use Bladex 4L postemergence on field corn.)

## WEED SPECIES CONTROLLED

The following grass and broadleaf weed species are controlled by treatments of PROWL DG plus atrazine or PROWL DG plus Bladex:

## GRASSES CONTROLLED:

Barnyardgrass (Echinochloa crus-galli)  
 Crabgrass (Digitaria spp.)  
 Fall panicum (Panicum dichotomiflorum)  
 Foxtail (giant) (Setaria faberi)  
 Foxtail (green) (Setaria viridis)  
 Foxtail (yellow) (Setaria glauca)  
 Goosegrass (Eleusine indica)  
 Johnsongrass (from seed) (Sorghum halepense)  
 Signalgrass (Brachiaria platyphylla)  
 Texas panicum (Panicum texanum)  
 Witchgrass (Panicum capillare)  
 Woolly cupgrass (Eriochloa villosa)

## BROADLEAF WEEDS CONTROLLED:

Black nightshade (Solanum nigrum)  
 Carpetweed (Mollugo verticillata)  
 Common ragweed (Ambrosia artemisiifolia)  
 Florida pusley (Richardia scabra)  
 Lambsquarters (Chenopodium album)  
 Mustard (Brassica spp.)  
 Pigweed (Amaranthus spp.)  
 Purslane (Portulaca oleracea)  
 Smartweed (Polygonum pensylvanicum)  
 Velvetleaf (Buttonweed) (Abutilon theophrasti)  
 Venice mallow (Hibiscus trionum)

Recommended tank mixtures of PROWL DG plus atrazine or PROWL DG plus Bladex will reduce competition from the following hard-to-control annual broadleaf weeds:

Cocklebur (Xanthium strumarium)  
 Annual morningglory (Ipomoea spp.)  
 Jimsonweed (Datura stramonium)



## BROADCAST RATE PER ACRE OF PROWL DG PLUS ATRAZINE IN FIELD CORN

Soil Texture	Less than 1.5% Organic Matter <sup>1</sup> PROWL DG + atrazine 80W*	1.5% to 3.0% Organic Matter PROWL DG + atrazine 80W*	More than 3.0% Organic Matter PROWL DG + atrazine 80W*
<b>COARSE</b> sands, loamy sands, sandy loams	1.25 to 1.65 lbs. + 1.25 lbs.	1.65 lbs. + 1.25 lbs.	2.5 lbs. + 1.25 lbs.
<b>MEDIUM</b> sandy clay loams**, sandy clays, loams, silts, silt loams	1.65 lbs. + 1.25 to 1.5 lbs.	2.5 lbs. + 1.25 to 1.5 lbs.	2.5 lbs. + 1.5 to 2.0 lbs.
<b>FINE</b> silty clay loams**, clay loams, silty clays, clays	1.65 lbs. + 1.25 to 1.5 lbs.	2.5 lbs. + 1.5 to 2.0 lbs.	2.5 lbs. + 1.5 to 2.0 lbs.

<sup>1</sup>For use in states east of and including Minnesota, Iowa, Missouri, Arkansas and Louisiana.

\*When using atrazine 4L or AAtrex Nine-O use equivalent rates. One quart of atrazine 4L equals 1.25 lbs. of atrazine 80W. One pound of AAtrex Nine-O equals 1.12 lbs. of atrazine 80W. See conversion chart on page \_\_\_\_.

\*\*Sometimes considered transitional soils and may be classified as medium or fine textured soils.

The high rate for each soil texture, where listed, should be used if heavy infestations of grass or broadleaf weeds are anticipated or if extensive crop residues were present prior to seedbed preparation. DO NOT use on peat or muck soils.

**NOTE:** If corn crop loss occurs due to weather conditions and corn is replanted, seeding depth must be below retilled area. Follow cropping restrictions on atrazine labels. Observe all precautions and limitations on atrazine labels.

## BROADCAST RATE PER ACRE OF PROWL DG PLUS BLADEx IN FIELD CORN

Soil Texture	Less than 1.5% Organic Matter <sup>1</sup> PROWL DG + Bladex 80WP*	1.5% to 3.0% Organic Matter PROWL DG + Bladex 80WP*	More than 3.0% Organic Matter PROWL DG + Bladex 80WP*
<b>COARSE<sup>2</sup></b>			
sands, loamy sands, sandy loams	1.25 to 1.65 lbs. + 1.25 to 1.5 lbs.	1.65 lbs. + 2.0 lbs.	2.5 lbs. + 2.0 to 2.5 lbs.
<b>MEDIUM</b>			
sandy clay loams**, sandy clays, loams, silts, silt loams	1.65 lbs. + 1.25 to 1.5 lbs.	2.5 lbs. + 2.0 to 2.5 lbs.	2.5 lbs. + 2.5 to 3.0 lbs.
<b>FINE</b>			
silty clay loams**, clay loams, silty clays, clays	1.65 lbs. + 2.0 to 2.5 lbs.	2.5 lbs. + 2.5 to 3.0 lbs.	2.5 lbs. + 2.5 to 3.0 lbs.

<sup>1</sup>For use in states east of and including Minnesota, Iowa, Missouri, Arkansas and Louisiana.

<sup>2</sup>DO NOT use this combination on sands or loamy sands with less than 1% organic matter.

\*When using Bladex 4L use equivalent rates. One quart of Bladex 4L equals 1.25 lbs. of Bladex 80WP. DO NOT use Bladex 4L early postemergence. See conversion chart on page \_\_\_\_\_.

\*\*Sometimes considered transitional soils and may be classified as medium or fine textured soils.

The MAXIMUM RATE of Bladex 80WP for early postemergence treatments is 2.5 lbs. per acre.

The high rate for each soil texture, where listed, should be used if heavy infestations of grass or broadleaf weeds are anticipated or if extensive crop residues were present prior to seedbed preparation. DO NOT use on peat or muck soils.

NOTE: If corn crop loss occurs due to weather conditions and corn is replanted, seeding depth must be below retilled area. Observe all precautions and limitations on Bladex labels.

## APPLICATIONS OF PROWL DG ALONE

### PREEMERGENCE APPLICATION (Surface treatment after planting)

Uniformly apply the recommended PROWL DG preemergence treatment in 10 or more gallons of water per acre by ground equipment or in 5 or more gallons of water by aircraft. (Refer to page \_\_\_\_\_ for spraying instructions.)

Apply PROWL DG preemergence, after planting, but before weeds and crop emerge. DO NOT INCORPORATE or serious corn injury can result. DO NOT APPLY PROWL DG ALONE POSTEMERGENCE.

### WEED SPECIES CONTROLLED

The following grass and broadleaf weed species are controlled by preemergence treatments of PROWL DG at the rates recommended for each soil texture listed below:

#### GRASSES CONTROLLED:

Barnyardgrass (Echinochloa crus-galli)  
 Crabgrass (Digitaria spp.)  
 Fall panicum (Panicum dichotomiflorum)  
 Foxtail (giant) (Setaria faberi)  
 Foxtail (green) (Setaria viridis)  
 Foxtail (yellow) (Setaria glauca)  
 Goosegrass (Eleusine indica)  
 Johnsongrass (from seed) (Sorghum halepense)  
 Signalgrass (Brachiaria platyphylla)  
 Texas panicum (Panicum texanum)  
 Witchgrass (Panicum capillare)  
 Woolly cupgrass (Eriochloa villosa)

#### BROADLEAF WEEDS CONTROLLED:

Carpentweed (Mollugo verticillata)  
 Florida pusley (Richardia scabra)  
 Lambsquarters (Chenopodium album)  
 Pigweed (Amaranthus spp.)  
 Purslane (Portulaca oleracea)  
 Smartweed (Polygonum pennsylvanicum)  
 Velvetleaf (Buttonweed) (Abutilon theophrasti)

## PREEMERGENCE BROADCAST RATE PER ACRE OF PROWL DG IN FIELD CORN

Soil Texture	Less than 1.5% Organic Matter <sup>1</sup>	1.5% to 3.0% Organic Matter	More than 3.0% Organic Matter
<b>COARSE</b> sands, loamy sands, sandy loams	1.25 to 1.65 lbs.	2.5 lbs.	2.5 lbs.
<b>MEDIUM</b> sandy clay loams*, sandy clays, loams, silts, silt loams	1.65 to 2.5 lbs.	2.5 lbs.	2.5 to 3.35 lbs.
<b>FINE</b> silty clay loams*, clay loams, silty clays, clays	1.65 to 2.5 lbs.	2.5 to 3.35 lbs.	3.35 lbs.

<sup>1</sup>For use in states east of and including Minnesota, Iowa, Missouri, Arkansas and Louisiana.

\*Sometimes considered transitional soils and may be classified as medium or fine textured soils.

The high rate for each soil texture, where listed, should be used if heavy infestations of grass or broadleaf weeds are anticipated or if extensive crop residues were present prior to seedbed preparation. DO NOT use on peat or muck soils.

**NOTE:** When PROWL DG alone is used, if corn crop loss occurs due to weather conditions, corn, cotton or soybeans can be replanted the same year without adverse effects. If corn is replanted, seeding depth must be below retilled area.

## APPLICATIONS OF PROWL DG FOR REDUCTION OF WILD PROSO MILLET

PROWL DG alone preemergence; PROWL DG plus atrazine preemergence tank mixture; PROWL DG plus Bladex preemergence tank mixture; PROWL DG plus atrazine early postemergence tank mixture; or PROWL DG plus Bladex early postemergence tank mixture can be used in field corn to aid in the control of and reduce competition from:

### Wild proso millet (Panicum miliaceum)

Wild proso millet is a prolific seed producer and light infestations can develop into heavy populations the following year. This weed is extremely competitive and can significantly reduce yields. Wild proso millet germinates throughout the growing season making season long control extremely difficult. Wild proso millet plants present at the end of the growing season produce seeds for reinfestation and can cause harvesting problems.

Effective management of wild proso millet can be achieved with a program involving herbicide applications and mechanical cultivation to eliminate weed escapes. PROWL DG early postemergence (no later than when corn is in the 2-leaf stage) treatments have provided the most consistent suppression of wild proso millet because: (1) early postemergence treatments provide a burndown of the initial germination flush of wild proso millet and (2) early postemergence treatments provide residual activity later into the growing season. Additional wild proso millet reduction can be obtained when PROWL DG treatments follow effective registered preplant incorporated herbicide treatments.

Refer to page \_\_\_\_\_ for applications of PROWL DG alone preemergence. Refer to page \_\_\_\_\_ for applications of PROWL DG plus atrazine tank mixture or PROWL DG plus Bladex tank mixture (preemergence or early postemergence).

## PREEMERGENCE APPLICATIONS OF PROWL DG PLUS BANVEL MIXTURES IN FIELD CORN

Apply recommended tank mixtures of PROWL DG plus Banvel preemergence (surface treatment) only, after planting, but before weeds or crop emerge. Apply in 10 or more gallons of water per acre by GROUND EQUIPMENT ONLY. DO NOT INCORPORATE or serious corn injury can result.

These tank mixtures are recommended for use ONLY in the states of Illinois, Indiana, Iowa, Kansas, Michigan, Minnesota, Missouri, Montana, Nebraska, New York, North Dakota, Ohio, Pennsylvania, South Dakota, and Wisconsin. (APPLY ONLY ON LEVEL PLANTED CORN.) Plant corn AT LEAST 1-1/2 inches deep to ensure good seed coverage.

## WEED SPECIES CONTROLLED

In addition to the weeds controlled by PROWL DG alone, the following weeds are controlled by PROWL DG plus Banvel at the rates recommended for each soil texture listed below:

Cocklebur (Xanthium strumarium)  
Venice mallow (Hibiscus trionum)

PREEMERGENCE BROADCAST RATE PER ACRE  
OF PROWL DG PLUS BANVEL IN FIELD CORN

Soil Texture <sup>1</sup>	1.5% to 3.0% Organic Matter PROWL DG + Banvel	More than 3.0% Organic Matter PROWL DG + Banvel
MEDIUM sandy clay loams*, sandy clays, loams, silts, silt loams	DO NOT USE	2.5 lbs. + 0.75 pts.
FINE silty clay loams*, clay loams, silty clays, clays	2.5 lbs. + 0.75 pts.	2.5 lbs. + 0.75 pts.

<sup>1</sup> DO NOT use on sands, loamy sands, sandy loams, peat or muck soils.  
DO NOT use on medium soils containing less than 3% organic matter.

\*Sometimes considered transitional soils and may be classified as medium or fine textured soils.

AVOID drift of this mixture to soybeans or other sensitive crops.

DO NOT use on furrow irrigated corn.

DO NOT apply this tank mixture by aircraft.

When applying this tank mixture at planting, the spray nozzles must be far enough behind the planter to avoid contact of the spray mixture with the seeds to avoid crop injury.

NOTE: Follow cropping restrictions on Banvel label. Observe all precautions and limitations on Banvel label.

## FIELD CORN GROWN IN MINIMUM TILLAGE SYSTEMS

### Broadcast Ground Applications of PROWL DG and PROWL DG Tank Mixtures in Minimum Tillage Systems

PROWL DG and PROWL DG tank mixtures with atrazine and Bladex may be used in minimum tillage systems where adequate tillage is practiced to provide a seedbed which allows for good seed coverage. Plant corn AT LEAST 1-1/2 inches deep to ensure good seed coverage. The use of no-till planters in minimum tillage corn under conditions which do not allow good soil coverage of the corn seed can result in reduced crop stand or injury if PROWL DG contacts the germinating corn seed. Check equipment to ensure good seed coverage.

Refer to the General Information Section regarding mixing instructions (page \_\_\_\_\_) and the Spraying Instructions Section regarding Ground Applications (page \_\_\_\_\_). Weed species listed in the application sections (pages \_\_\_\_\_ - \_\_\_\_\_) are controlled by PROWL DG or PROWL DG tank-mix combinations when applied at the proper treatment rates determined by soil textures. Refer to the appropriate table for the specific rates of application (pages \_\_\_\_\_ - \_\_\_\_\_).

#### PREEMERGENCE (Surface treatment after planting)

In those minimum tillage systems where an adequate seedbed, without living vegetation, is prepared which allows for good seed coverage, apply PROWL DG, PROWL DG plus atrazine 80W\*, or PROWL DG plus Bladex 80WP\*\* in 20 or more gallons of water per acre with ground equipment only after planting but before the corn emerges. DO NOT INCORPORATE or serious corn injury can result.

#### EARLY POSTEMERGENCE

In those minimum tillage systems where an adequate seedbed is prepared which allows for good seed coverage, PROWL DG plus atrazine 80W and PROWL DG plus Bladex 80WP tank-mix combinations may be applied in 20 or more gallons of water per acre with ground equipment only after field corn emergence but no later than when corn is in the 2-leaf stage of growth and weeds are no more than 1 inch tall except for Texas panicum which must be no larger than the 1-2 leaf stage.

DO NOT INCORPORATE or serious corn injury can result.

DO NOT apply early postemergence treatments in liquid fertilizer or following preemergence PROWL DG applications. DO NOT apply Bladex 4L postemergence to field corn. DO NOT apply PROWL DG alone postemergence.

DO NOT apply PROWL DG plus Bladex early postemergence under extended cold (below 50°F), wet weather conditions, or when cold, wet conditions are predicted, or serious corn injury can result.

\*When using atrazine 4L or AAtrex Nine-O use equivalent rates. One quart of atrazine 4L equals 1.25 lbs. of atrazine 80W. One pound of AAtrex Nine-O equals 1.12 lbs. of atrazine 80W. See conversion chart on page \_\_\_\_\_.

\*\*When using Bladex 4L use equivalent rates. One quart Bladex 4L equals 1.25 lbs. of Bladex 80WP. See conversion chart on page \_\_\_\_\_.

## COTTON

---

PROWL DG can be applied in cotton as follows:

Preplant Incorporated	Sequential
PROWL DG alone p. ___	PROWL DG preplant incorporated followed by Cotoran preemergence p. ___
PROWL DG + Caparol p. ___	PROWL DG preplant incorporated followed by Karmex preemergence p. ___
	Preemergence
	PROWL DG + Cotoran p. ___

Refer to specific sections of the label for directions for each method of application.

Refer to page \_\_\_ for follow crop restrictions.

---

#### PREPLANT INCORPORATED APPLICATIONS

Uniformly apply the recommended PROWL DG treatment in 10 or more gallons of water per acre by ground equipment. Apply in 5 or more gallons of water per acre by aircraft. Refer to page \_\_\_ for spraying instructions. Refer to sections below for incorporation instructions.

Thoroughly mix the previous crop residues into the soil to a depth of 4 to 6 inches by plowing or disking prior to application.

PROWL DG may be applied immediately before planting or up to 60 days prior to planting cotton in all states except Arizona, California, Louisiana, New Mexico, Mississippi, Oklahoma and Texas where PROWL DG may be applied in the fall, after October 15th (up to 140 days prior to planting cotton).

#### DO NOT APPLY PROWL DG AS A POSTEMERGENCE SPRAY IN COTTON

After application, rotary-hoeing, shallow cultivation, or hand-hoeing can be practiced without reducing weed control. When mechanically incorporated, PROWL DG is not dependent upon rainfall for effective weed control.



## INCORPORATION INSTRUCTIONS

## 1. Flat-Planted Cotton

PROWL DG is to be incorporated within 7 days of application prior to planting. When PROWL DG is applied to flat land that will not be bedded, mechanical incorporation should be into the top 1 or 2 inches of soil. Mechanical incorporation of PROWL DG can be achieved by the following:

- a. Disk harrow set to cut 3 to 4 inches deep and operated in two different directions at 4 to 6 mph.
- b. PTO-driven equipment (tillers, cultivators, hoes) set to cut 2 inches deep and operated one time at 4 mph or less.
- c. Rolling cultivator set to cut 2 to 3 inches deep and operated two times at 6 to 8 mph. Use only on coarse and medium textured soils.
- d. Field cultivator with 3 or 4 rows of sweeps, spaced at intervals of 7 inches or less and staggered so that no soil is left unturned (Do not use chisel points), set to cut 3 inches deep and operated two times at more than 5 mph with the second pass made at an angle to the first.
- e. LELY-ROTERRA\* set and operated according to the manufacturer's directions to thoroughly incorporate PROWL DG to a depth of 1 to 2 inches.
- f. Do-All set and operated according to the manufacturer's directions to thoroughly incorporate PROWL DG to a depth of 1 to 2 inches.

## 2. Bedded Cotton - Application Over Beds

PROWL DG is to be incorporated within 7 days of application prior to planting. When PROWL DG is applied over beds, mechanical incorporation should be into the top 1 or 2 inches of soil. Mechanical incorporation can be achieved by the following:

- a. Rolling cultivator set to cut 2 to 3 inches deep and operated two times at 6 to 8 mph. Use only on coarse and medium textured soils.
- b. PTO-driven equipment (tillers, cultivators, hoes) set to cut 2 inches deep and operated one time at 4 mph or less.
- c. Bed conditioner set to cut 2 to 3 inches deep and operated one time at 4 to 6 mph.

During planting, or if beds must be reshaped prior to planting, avoid tillage that will bring untreated soil to the surface or expose untreated soil on the seedbed or in the furrow.

\*LELY-ROTERRA is a trademark of Lely.

### 3. Bedded Cotton - Application Prior to Bedding

PROWL DG is to be incorporated within 7 days of application prior to planting. When PROWL DG is applied to flat land prior to bedding, mechanical incorporation should be of sufficient depth so that bedding does not bring up untreated soil. Mechanical incorporation of PROWL DG can be achieved by the following:

- a. Disk harrow set to cut 4 to 6 inches deep and operated in two different directions at 4 to 6 mph.
- b. PTO-driven equipment (tillers, cultivators, hoes) set to cut 3 to 4 inches deep and operated one time at 4 mph or less.

During planting, or if beds must be reshaped prior to planting, avoid tillage that will bring untreated soil to the surface or expose untreated soil on the seedbed or in the furrow.

#### PREPLANT INCORPORATED APPLICATIONS OF PROWL DG ALONE

##### WEED SPECIES CONTROLLED

The following grass and broadleaf weed species are controlled by preplant incorporated treatments of PROWL DG in cotton at the rates recommended for each soil texture listed below:

##### GRASSES CONTROLLED:

Barnyardgrass (Echinochloa crus-galli)  
 Crabgrass (Digitaria spp.)  
 Crowfootgrass (Dactyloctenium aegyptium)  
 Fall panicum (Panicum dichotomiflorum)  
 Foxtail (giant) (Setaria faberi)  
 Foxtail (green) (Setaria viridis)  
 Foxtail (yellow) (Setaria glauca)  
 Goosegrass (Eleusine indica)  
 Johnsongrass (from seed) (Sorghum halepense)  
 Signalgrass (Brachiaria platyphylla)  
 Texas panicum (Panicum texanum)

##### BROADLEAF WEEDS CONTROLLED:

Carpetweed (Mollugo verticillata)  
 Florida pusley (Richardia scabra)  
 Kochia (Kochia scoparia)  
 Lambsquarters (Chenopodium album)  
 Pigweed (Amaranthus spp.)  
 Purslane (Portulaca oleracea)  
 Spurge, annuals (Euphorbia spp.)

PROWL DG will aid in the control of and reduce competition from:

Smartweed (Polygonum pensylvanicum)  
 Velvetleaf (Buttonweed) (Abutilon theophrasti)

PREPLANT INCORPORATED BROADCAST RATE PER ACRE OF PROWL DG IN COTTON

Soil Texture	PROWL DG
COARSE sands, loamy sands, sandy loams	0.85 to 1.25 lbs.
MEDIUM sandy clay loams*, sandy clays, loams, silt loams, and silts	1.25 to 1.65 lbs.
FINE silty clay loams*, silty clays, clay loams, clays,	1.25 to 2.5 lbs.

\*Sometimes considered transitional soils and may be classified as either medium or fine textured soils.

The high rate for each soil texture above should be used if heavy weed populations are anticipated, if PROWL DG is applied from 60 to 140 days before planting or if extensive crop residues were present prior to seedbed preparation. Use the 2.5 lb. rate for heavy clay soils.

NOTE: DO NOT feed forage or graze livestock in treated cotton fields. If loss of cotton crop occurs due to adverse weather conditions, cotton or any crop registered for PROWL DG preplant incorporated use can be replanted the same year into PROWL DG treated soil without adverse effects. If replanting is necessary, DO NOT rework the soil deeper than the PROWL DG treated zone.

PREPLANT INCORPORATED APPLICATION OF PROWL DG FOLLOWED BY PREEMERGENCE APPLICATION OF COTORAN OR KARMEX

PROWL DG preplant incorporated followed by an overlay preemergence application of Cotoran 80WP or Karmex may be applied for weed control in cotton.

Refer to the Cotoran or Karmex label for specific directions regarding rates, mixing, spraying and application. Use the Cotoran or Karmex alone preemergence rates. Follow all precautions and limitations on the Cotoran or Karmex label.

When applied as directed, in addition to those weeds controlled by PROWL DG alone, PROWL DG preplant incorporated followed by Cotoran or Karmex preemergence will control those additional broadleaf weeds listed on the Cotoran or Karmex label.

PRE-PLANT INCORPORATED APPLICATION OF  
PROWL DG PLUS CAPAROL MIXTURES

PROWL DG plus Caparol 80W tank mixture may be applied preplant incorporated for weed control in cotton grown in Arizona, California, New Mexico and the Upper and Lower El Paso Valley of Texas.

Uniformly apply recommended tank mixtures of PROWL DG plus Caparol in 10 or more gallons of water per acre by ground equipment. PROWL DG plus Caparol may be applied prior to listing or over partially finished or finished beds. Incorporation should immediately follow application. Refer to page \_\_\_\_\_ for incorporation instructions. Maintain good agitation at all times until spraying is completed to keep the material in suspension. Mechanical agitation should be used in Arizona and California.

WEED SPECIES CONTROLLED

When applied as directed, tank mixtures of PROWL DG plus Caparol preplant incorporated will control the following grass and broadleaf weeds in addition to those controlled by PROWL DG alone:

GRASSES CONTROLLED:

Junglerice (Echinochloa colonum)  
Wild oat (Avena fatua)

BROADLEAF WEEDS CONTROLLED:

Annual morningglory (Ipomoea spp.)  
Black nightshade (Solanum nigrum)  
Common ragweed (Ambrosia artemisiifolia)  
Groundcherry (Physalis spp.)  
Malva (Malva spp.)  
Mustard (Brassica spp.)  
Prickly sida (Sida spinosa)  
Smartweed (Polygonum pensylvanicum.)

Recommended tank mixtures of PROWL DG plus Caparol preplant incorporated will control shallow-germinating seedlings of:

Cocklebur (Xanthium strumarium)  
Coffeeweed (Daubentonia texana)  
Sandbur (Cenchrus spp.)

PREPLANT INCORPORATED BROADCAST<sup>1</sup> RATE PER ACRE OF PROWL DG PLUS  
CAPAROL 80W IN COTTON GROWN IN ARIZONA, CALIFORNIA, NEW MEXICO  
AND THE UPPER AND LOWER EL PASO VALLEY OF TEXAS

Soil Texture	PROWL DG + Caparol 80W
COARSE sands, loamy sands sandy loams	DO NOT USE. 0.85 to 1.25 lbs. + 1.5 to 2.0 lbs.
MEDIUM loams silt loams, silts, sandy clay loams*	1.25 to 1.65 lbs. + 2.0 lbs. 1.25 to 1.65 lbs. + 2.0 to 3.0 lbs.
FINE silty clay loams*, clay loams, clays	1.25 to 2.5 lbs. + 2.0 to 3.0 lbs.

\*Sometimes considered transitional soils and may be classified as either medium or fine textured soils.

The high rate for each soil texture above should be used if heavy weed populations are anticipated or if extensive crop residues were present prior to seedbed preparation. Use the 2.5 lb. rate of PROWL DG for heavy clay soils.

<sup>1</sup>For calculation of band treatment rate, see page \_\_\_\_.

**NOTE:** DO NOT feed forage or graze livestock in treated cotton fields. If replanting is necessary, cotton may be planted in soil previously treated with PROWL DG plus Caparol. DO NOT rework the soil. Follow cropping restrictions on Caparol label.

**PRECAUTIONS:** DO NOT use this tank mixture in cut areas of newly leveled fields, in areas of excess salt or in areas where flooding over the bed is likely to occur as crop injury may result. Cotton should not be planted in tractor wheel depressions or crop injury may result. DO NOT use this tank mixture when cotton is irrigated up as crop injury may result. On mulch planted cotton, water back only after cotton seedlings are well established. Follow all precautions and limitations on Caparol label.

**PREEMERGENCE APPLICATION  
PROWL DG PLUS COTORAN MIXTURES**

PROWL DG Plus Cotoran 80WP preemergence tank mixture may be applied immediately after planting for weed control in cotton grown in all states except Texas, Oklahoma, New Mexico, Arizona and California.

Uniformly apply recommended tank mixtures of PROWL DG plus Cotoran in 10 or more gallons of water per acre by ground equipment immediately after planting. Make sure cotton seeds are placed 1 inch or deeper below soil surface. Apply PROWL DG plus Cotoran preemergence tank mixture immediately after planting or crop injury may result. Maintain good agitation at all times until spraying is completed. Refer to page \_\_\_\_ for spraying instructions.

PROWL DG plus Cotoran preemergence tank mixture is most effective in controlling weeds when adequate rainfall or overhead irrigation is received with 7 days after application. A shallow cultivation is recommended if soil crusting or soil compaction occurs. If weeds begin to germinate or adequate moisture is not received within 7 days after application, use shallow tillage (rotary hoe or light harrow) and make certain cotton seeds are below the tilled area.

**WEED SPECIES CONTROLLED**

When applied as directed, PROWL DG plus Cotoran preemergence tank mixture will control the following grass and broadleaf weed species:

**GRASSES CONTROLLED:**

Barnyardgrass (Echinochloa crus-galli)  
 Crabgrass (Digitaria spp.)  
 Fall panicum (Panicum dichotomiflorum)  
 Foxtail (giant) (Setaria faberi)  
 Foxtail (green) (Setaria viridis)  
 Foxtail (yellow) (Setaria glauca)  
 Goosegrass (Eleusine indica)  
 Johnsongrass (from seed) (Sorghum halepense)  
 Signalgrass (Brachiaria platyphylla)  
 Texas panicum (Panicum texanum)

**BROADLEAF WEEDS CONTROLLED:**

Carpetweed (Mollugo verticillata)  
 Florida pusley (Richardia scabra)  
 Jimsonweed (Datura stramonium)  
 Kochia (Kochia scoparia)  
 Lambsquarters (Chenopodium album)  
 Pigweed (Amaranthus spp.)  
 Prickly sida (Sida spinosa)  
 Purslane (Portulaca oleracea)  
 Spurge, annuals (Euphorbia spp.)

Tank mixtures of PROWL DG plus Cotoran will reduce competition from the following hard-to-control annual broadleaf weeds:

Cocklebur (Xanthium strumarium)  
 Annual sunflower (Helianthus annuus)

**BROADCAST RATES<sup>1</sup> PER ACRE OF PROWL DG PLUS COTORAN  
PREEMERGENCE TANK MIXTURE**

Soil Texture	States	PROWL DG + Cotoran 80WP
<b>COARSE</b>		
sands, loamy sands, sandy loams	Arkansas, Louisiana and Mississippi	0.85 to 1.25 lbs. + 1.0 lb.
	Other states, except Texas, Oklahoma, New Mexico, Arizona, and California	0.85 to 1.25 lbs. + 1.25 lbs.
<b>MEDIUM</b>		
sandy clay loams*, sandy clays, loams, silt loams, silts	All states, except Texas, Oklahoma, New Mexico, Arizona, and California	1.25 to 1.65 lbs. + 1.25 to 2.0 lbs.
<b>FINE</b>		
silty clay loams*, clay loams, silty clays, clays	All states, except Texas, Oklahoma, New Mexico, Arizona, and California	1.25 to 2.5 lbs. + 2.0 to 2.5 lbs.

<sup>1</sup>For calculation of band treatment rate, see page \_\_\_\_.

\*Sometimes considered transitional soils and may be classified as either fine or medium textured soils.

The high rate for each soil texture above should be used if heavy weed populations are anticipated or if extensive crop residues were present prior to seedbed preparation. Use the 2.5 lb. rate of PROWL DG for heavy clay soils.

**NOTE:** The use of Cotoran 80WP as a preemergence application, following the use of a systemic insecticide at planting, may result in injury to cotton. DO NOT plant crops other than cotton within 6 months of the last application of Cotoran or injury may result. DO NOT feed foliage from treated cotton plants or gin trash to livestock. Observe all precautions and limitations on the Cotoran label.

**PREPLANT INCORPORATED APPLICATION OF PROWL DG FOR  
SUPPRESSION OF RHIZOME JOHNSONGRASS**

PROWL DG applied preplant incorporated will provide suppression of rhizome johnsongrass (*Sorghum halepense*) in cotton at the rates recommended for soil textures below. This use is not recommended for Arizona, New Mexico and California.

Before application, use a chisel plow or similar implement to bring johnsongrass rhizomes to the surface. Chop rhizomes into small pieces with a disk harrow set to cut 4 to 6 inches deep and operated in two different directions at 4 to 6 mph.

Uniformly apply PROWL DG in 10 or more gallons of water per acre by ground equipment. Apply in 5 or more gallons of water per acre by aircraft. PROWL DG may be applied immediately before planting or up to 60 days prior to planting cotton. Refer to page \_\_\_\_\_ for specific instructions for use with ground and aerial equipment.

PROWL DG is to be incorporated into the soil within 7 days after application prior to planting. (For maximum suppression of rhizome johnsongrass, incorporate PROWL DG as soon as possible after application.) Deep and thorough incorporation of PROWL DG is necessary for suppression of rhizome johnsongrass. Mechanical incorporation can be achieved by the following methods:

- a. Disk harrow set to cut 4 to 6 inches deep and operated in two different directions at 4 to 6 mph.
- b. PTO-driven equipment (tillers, cultivators, hoes) set to cut 3 to 4 inches deep and operated one time at 4 mph or less.

For johnsongrass escapes during the crop season, cultivation and/or application of registered postemergence herbicides are recommended. Follow the directions for use on the labels of the respective herbicides.



**PREPLANT INCORPORATED BROADCAST RATE PER ACRE OF PROWL DG  
IN COTTON FOR SUPPRESSION OF RHIZOME JOHNSONGRASS**

Soil Texture - Up to 3 % Organic Matter<sup>1</sup>

---

<b>COARSE</b> sands, loamy sands, sandy loams	1.65 lbs.
--	-----------

---

<b>MEDIUM</b> sandy clay loams*, sandy clays, loams, silt loams, silts	2.5 lbs.
---	----------

---

<b>FINE</b> silty clay loams*, silty clays, clays, clay loams	3.35 lbs.
--	-----------

---

\*Sometimes considered transitional soils and may be classified as either medium or fine textured soils.

<sup>1</sup>This use is not recommended for soils with more than 3% organic matter.

**NOTE: DO NOT feed forage or graze livestock in PROWL DG-treated cotton fields.**

If cotton crop loss occurs due to weather conditions, cotton or soybeans can be replanted the same year into PROWL DG-treated soil without adverse effects. If replanting is necessary, DO NOT rework the soil deeper than the PROWL DG-treated zone.

## SOYBEANS

PROWL DG can be applied in soybeans as follows (Do not use in California):

Preplant Incorporated	Sequential	Preemergence
PROWL DG alone p. _____	PROWL DG preplant incorporated followed	PROWL DG + Sencor/ Lexone p. _____
PROWL DG + Sencor/ Lexone p. _____	by preemergence applications of:	PROWL DG + Amiben p. _____
PROWL DG + Amiben p. _____	Sencor/Lexone p. _____	PROWL DG + Lorox p. _____
PROWL DG + Amiben + Sencor/Lexone p. _____	Amiben p. _____	PROWL DG + Amiben + Sencor/Lexone p. _____
	Lorox p. _____	

Refer to specific sections of the label for directions for each method of application.

Refer to page \_\_\_\_\_ for PROWL DG + Sencor/Lexone or Lorox + Paraquat CL treatments in minimum and no-till soybeans.

PROWL DG will provide control or suppression of the following special weeds:

Red rice, see page \_\_\_\_\_  
Rhizome johnsongrass, see page \_\_\_\_\_  
Shattercane, see page \_\_\_\_\_  
Itchgrass, see page \_\_\_\_\_

Refer to page \_\_\_\_\_ for follow crop restrictions.

---

### GENERAL APPLICATION INSTRUCTIONS

Uniformly apply the recommended PROWL DG or PROWL DG tank-mix combination treatment in 10 or more gallons of water per acre by ground equipment. Apply in 5 or more gallons of water per acre by aircraft. Refer to page \_\_\_\_\_ for spraying instructions.

### INCORPORATION INSTRUCTIONS

#### 1. Flat-Planted Soybeans

PROWL DG is to be incorporated within 7 days of application prior to planting. When PROWL DG is applied to flat land that will not be bedded, mechanical incorporation should be into the top 1 or 2 inches of soil. Mechanical incorporation of PROWL DG can be achieved by the following:

- a. Disk harrow set to cut 3 to 4 inches deep and operated in two different directions at 4 to 6 mph.
- b. PTO-driven equipment (tillers, cultivators, hoes) set to cut 2 inches deep and operated one time at 4 mph or less.

- c. Rolling cultivator set to cut 2 to 3 inches deep and operated two times at 6 to 8 mph. Use only on coarse and medium textured soils.
- d. Field cultivator with 3 or 4 rows of sweeps, spaced at intervals of 7 inches or less and staggered so that no soil is left unturned (Do not use chisel points), set to cut 3 inches deep and operated two times at more than 5 mph with the second pass made at an angle to the first.
- e. LELY-ROTERRA\* set and operated according to the manufacturer's directions to thoroughly incorporate PROWL DG to a depth of 1 to 2 inches.
- f. Do-All set and operated according to the manufacturer's directions to thoroughly incorporate PROWL DG to a depth of 1 to 2 inches.

NOTE: PROWL DG can be incorporated in a single pass when the soil is of good tilth with moderate moisture and relatively free of clods and trash. Implements must be properly set up to thoroughly incorporate PROWL DG into the top 1 to 2 inches of soil. Recommended implements include: 1) C-shank or S-shank field cultivators equipped with flexline drag or rolling basket attachment and 2) the combination disk/field cultivator implement equipped with flexline drag or rolling basket attachment. Field cultivators must have 3 or 4 rows of sweeps, spaced at intervals of 7 inches or less and staggered so that no soil is left unturned. Implements must be operated at 6 to 8 mph and set to cut 3 to 4 inches deep.

2. Bedded Soybeans - Application Over Beds

PROWL DG is to be incorporated within 7 days of application prior to planting. When PROWL DG is applied over beds mechanical incorporation should be into the top 1 or 2 inches of soil. Mechanical incorporation can be achieved by the following:

- a. Rolling cultivator set to cut 2 to 3 inches deep and operated two times at 6 to 8 mph. Use only on coarse and medium textured soils.
- b. PTO-driven equipment (tillers, cultivators, hoes) set to cut 2 inches deep and operated one time at 4 mph or less.
- c. Bed conditioner set to cut 2 to 3 inches deep and operated one time at 4 to 6 mph.

During planting, or if beds must be reshaped prior to planting, avoid tillage that will bring untreated soil to the surface or expose untreated soil on the seedbed or in the furrow.

\*LELY-ROTERRA is a trademark of Lely.

### 3. Bedded Soybeans - Application Prior to Bedding

PROWL DG is to be incorporated within 7 days of application prior to planting. When PROWL DG is applied to flat land prior to bedding, mechanical incorporation should be of sufficient depth so that bedding does not bring up untreated soil. Mechanical incorporation of PROWL DG can be achieved by the following:

- a. Disk harrow set to cut 4 to 6 inches deep and operated in two different directions at 4 to 6 mph.
- b. PTO-driven equipment (tillers, cultivators, hoes) set to cut 3 to 4 inches deep and operated one time at 4 mph or less.

During planting, or if beds must be reshaped prior to planting, avoid tillage that will bring untreated soil to the surface or expose untreated soil on the seedbed or in the furrow.

#### Preplant Incorporated Applications of PROWL DG Alone

The following recommended treatments for preplant incorporated applications of PROWL DG alone are to be used when no tank mixtures or sequential combination treatments are planned. Thoroughly mix previous crop residues to a depth of 4 to 6 inches by plowing or disking prior to application. PROWL DG may be applied immediately prior to planting or up to 60 days prior to planting. Refer to incorporation instructions above.

WEED SPECIES CONTROLLED

The following grass and broadleaf weed species are controlled by preplant incorporated treatments of PROWL DG in soybeans at the rates recommended for each soil texture listed:

GRASSES CONTROLLED:

- Barnyardgrass (Echinochloa crus-galli)
- Crabgrass (Digitaria spp.)
- Crowfootgrass (Dactyloctenium aegyptium)
- Fall panicum (Panicum dichotomiflorum)
- Foxtail (giant) (Setaria faberi)
- Foxtail (green) (Setaria viridis)
- Foxtail (yellow) (Setaria glauca)
- Goosegrass (Eleusine indica)
- Johnsongrass (from seed) (Sorghum halepense)
- Signalgrass (Brachiaria platyphylla)
- Texas panicum (Panicum texanum)
- Witchgrass (Panicum capillare)

BROADLEAF WEEDS CONTROLLED:

- Carpetweed (Mollugo verticillata)
- Florida pusley (Richardia scabra)
- Kochia (Kochia scoparia)
- Lambsquarters (Chenopodium album)
- Pigweed (Amaranthus spp.)
- Purslane (Portulaca oleracea)
- Spurge, annuals (Euphorbia spp.)

PROWL DG will aid in the control of and reduce competition from:

- Smartweed (Polygonum pensylvanicum)
- Velvetleaf (Buttonweed) (Abutilon theophrasti)

Refer to page numbers indicated below for instructions for control or suppression of the following weeds:

- Shattercane, p. \_\_\_\_\_
- Rhizome johnsongrass, p. \_\_\_\_\_
- Red rice, p. \_\_\_\_\_
- Itchgrass, p. \_\_\_\_\_

**PREPLANT INCORPORATED BROADCAST RATE PER ACRE  
OF PROWL DG ALONE IN SOYBEANS**

Soil Texture	SOUTHERN STATES (Including Eastern Coastal Plains) <sup>1</sup>		NORTHERN STATES <sup>1</sup>	
	No Organic Matter Restriction	Up to 3% Organic Matter	Up to 3% Organic Matter	More than 3% Organic Matter
<b>COARSE</b> sands, loamy sands, sandy loams	0.85 to 1.25 lbs.	0.85 to 1.65 lbs.	0.85 to 1.65 lbs.	1.65 lbs.
<b>MEDIUM</b> sandy clay loams*, sandy clays, loams, silts, silt loams	1.25 to 1.65 lbs.	1.25 to 2.1 lbs.	1.25 to 2.1 lbs.	2.1 to 2.5 lbs.
<b>FINE</b> silty clay loams*, clay loams, silty clay, clays	1.25 to 2.5 lbs.	1.65 to 2.5 lbs.	1.65 to 2.5 lbs.	2.5 lbs.

<sup>1</sup>See map on page \_\_\_\_ for specific states. DO NOT use in California.

\*Sometimes considered transitional soils and may be classified as either medium or fine textured soils.

The high rate for each soil texture above, where listed, should be used if heavy weed populations are anticipated or if extensive crop residues were present prior to seedbed preparation. Use the 2.5 lb. rate for heavy clay soils.

**DO NOT USE** on peat or muck soils.

**NOTE:** Livestock can graze or be fed soybean forage from PROWL DG-treated fields. If soybean crop loss occurs due to weather conditions, soybeans or any crop registered for PROWL DG preplant incorporated use can be replanted. If replanting is necessary, DO NOT rework the soil deeper than the PROWL DG-treated zone.

## PROWL DG PLUS SENCOR/LEXONE

The following PROWL DG plus Sencor/Lexone treatments may be used in soybeans. Uniformly apply PROWL DG or PROWL DG plus Sencor/Lexone tank mixtures in 10 or more gallons of water per acre with ground equipment or in 5 or more gallons of water per acre with aircraft. See page \_\_\_\_\_ for spraying instructions. See page \_\_\_\_\_ for incorporation instructions. Use PROWL DG and Sencor/Lexone rates listed in table on page \_\_\_\_\_. See special precautions below.

### 1. PROWL DG Preplant Incorporated Followed by Sencor/Lexone Preemergence

Apply PROWL DG preplant incorporated. Follow with a preemergence treatment of Sencor/Lexone as directed on the Sencor or Lexone label.

### 2. Preplant Incorporated Tank Mixture of PROWL DG plus Sencor/Lexone

PROWL DG plus Sencor/Lexone must be incorporated into the soil within 7 days after application and soybeans must be planted no later than 7 days after application. For best results, incorporation should be in the top 1 to 2 inches of soil.

### 3. Preemergence Tank Mixtures of PROWL DG plus Sencor/Lexone

Apply PROWL DG plus Sencor/Lexone at planting or up to 2 days after planting. Apply to a seedbed which is firm and free of clods and trash. **DO NOT APPLY POSTEMERGENCE.** These treatments are most effective in controlling weeds when adequate rainfall or overhead irrigation is received within 7 days after application.

If moisture is insufficient to activate the herbicides, a shallow cultivation (preferably with a rotary hoe) should be made after emergence of soybeans, but while weeds are small enough to be controlled by mechanical cultivation.

A shallow, thorough mixing of soil after herbicide application with a rotary hoe or similar implement will improve consistency of performance and reduce dependency on rainfall to activate herbicides.

## SPECIAL PRECAUTIONS FOR PROWL DG PLUS SENCOR OR LEXONE COMBINATIONS

Soybean seed should be planted at least 1-1/2 inches below soil surface. Applications should not be made to soils having calcareous surface or a pH of 7.5 or higher. Soil incorporation deeper than recommended will reduce weed control and can result in crop injury.

The PROWL DG plus Sencor or Lexone treatment can be applied only once per cropping season. **DO NOT USE** on sensitive soybean varieties - Altona, Coker 102 and 156, Govan, Semmes, Tracy or Vansoy.

Follow cropping restrictions on Sencor and Lexone labels.

## WEED SPECIES CONTROLLED

When applied as directed, tank mixtures of PROWL DG plus Sencor/Lexone or PROWL DG preplant incorporated followed by Sencor/Lexone preemergence will control the following weed species in addition to those controlled by PROWL DG alone:

- Common ragweed (Ambrosia artemisiifolia)
- Jimsonweed (Datura stramonium)
- Prickly sida (Sida spinosa)
- Smartweed (Polygonum pennsylvanicum)
- Velvetleaf (Buttonwood) (Abutilon theophrasti)
- Venice mallow (Hibiscus trionum)
- Wild mustard (Brassica kaber) (Medium and fine soils only)

PROWL DG plus Sencor/Lexone will reduce competition from cocklebur (Xanthium strumarium). Use either a preplant incorporated application of PROWL DG followed by a preemergence application of Sencor/Lexone or a preemergence tank-mix combination of PROWL DG plus Sencor/Lexone where severe cocklebur infestations are anticipated. See page \_\_\_\_ for PROWL DG plus Sencor/Lexone use for shattercane control.



**BROADCAST RATES PER ACRE OF PREPLANT INCORPORATED  
OR PREEMERGENCE PROWL DG PLUS SENCOR/LEXONE TANK  
MIXTURES OR PROWL DG PREPLANT INCORPORATED  
FOLLOWED BY SENCOR/LEXONE PREEMERGENCE**

Soil Texture	Southern States (Including Eastern Coastal Plains) <sup>1</sup>	Northern States <sup>1</sup>	
	PROWL DG + Sencor/Lexone DF*	PROWL DG + Sencor/Lexone DF*	PROWL DG + Sencor/Lexone DF*
		Up to 3% Organic Matter	More than 3% Organic Matter
<b>COARSE**</b> loamy sands, sandy loams	0.85 to 1.25 lbs. + 0.33 lbs.	0.85 to 1.25 lbs. + 0.5 lbs.	1.25 lbs. + 0.5 lb.
<b>MEDIUM</b> sandy clay loams*** sandy clays, loams, silts, silt loams	1.25 to 1.65 lbs. + 0.5 lbs.	1.25 to 1.65 lbs. + 0.5 lbs.	1.25 to 1.65 lbs. + 0.5 to 0.67 lbs.
<b>FINE</b> silty clay loams***, clay loams, silty clays, clays	1.25 to 1.65 lbs. + 0.67 lbs.	1.25 to 1.65 lbs. + 0.5 to 0.67 lbs.	1.65 to 2.10 lbs. + 0.67 lbs.

<sup>1</sup>See map on page \_\_\_\_\_ for specific states. DO NOT use in California.

\*When using Sencor 4F, Sencor 50WP, Lexone 4L, or Lexone 50WP, use equivalent rates. One pint of the flowable formulation or 1 lb. of the wettable powder formulation equals 0.67 lbs. of Sencor DF or Lexone DF. See conversion chart on page \_\_\_\_\_.

\*\*DO NOT USE on sands. DO NOT USE on loamy sands or on sandy loams that contain less than 2% organic matter. DO NOT USE on peat or muck soils.

\*\*\*Sometimes considered transitional soils and may be classified as either medium or fine textured soils.

The high rates of PROWL DG and Sencor/Lexone for each soil texture, as stated above, should be used if heavy weed populations are anticipated or if extensive crop residues were present prior to seedbed preparation.

**NOTE:** In the event of a crop loss due to weather conditions, soybeans can be replanted without adverse effects the same year. If replanting is necessary, DO NOT rework the soil. Livestock can graze or be fed soybean forage from treated fields 40 days after application. Observe all precautions and limitations on Sencor and Lexone labels.

## PROWL DG PLUS AMIBEN

### NORTHERN STATES ONLY

The following PROWL DG plus Amiben treatments may be used in soybeans in the Northern states. See the map on page \_\_\_\_\_ for specific states. Uniformly apply PROWL DG or PROWL DG plus Amiben tank mixtures in 10 or more gallons of water per acre with ground equipment or in 5 or more gallons of water per acre with aircraft. See page \_\_\_\_\_ for spraying instructions. See page \_\_\_\_\_ for incorporation instructions. Use PROWL DG and Amiben rates listed in table on page \_\_\_\_\_.

1. PROWL DG Preplant Incorporated Followed by Amiben Preemergence

Apply PROWL DG preplant incorporated. Follow with a preemergence treatment of Amiben as directed on the Amiben label.

2. Preplant Incorporated Tank Mixture of PROWL DG plus Amiben

PROWL DG plus Amiben must be incorporated into the soil within 7 days after application and soybeans must be planted no later than 7 days after application. For best results, incorporation should be in the top 1 to 2 inches of soil.

3. Preemergence Tank Mixtures of PROWL DG plus Amiben

Apply PROWL DG plus Amiben at planting or up to 2 days after planting. Apply to a seedbed which is firm and free of clods and trash. **DO NOT APPLY POSTEMERGENCE.** These treatments are most effective in controlling weeds when adequate rainfall or overhead irrigation is received within 7 days after application.

If moisture is insufficient to activate the herbicides, a shallow cultivation (preferably with a rotary hoe) should be made after emergence of soybeans, but while weeds are small enough to be controlled by mechanical cultivation.

A shallow, thorough mixing of soil after herbicide application with a rotary hoe or similar implement will improve consistency of performance and reduce dependency on rainfall to activate herbicides.

### WEED SPECIES CONTROLLED

When applied as directed, tank mixtures of PROWL DG plus Amiben or PROWL DG preplant incorporated followed by Amiben preemergence will control the following weed species in addition to those controlled by PROWL DG alone:

Common ragweed (Ambrosia artemisiifolia)  
 Mustard (Brassica spp.)  
 Smartweed (Polygonum pensylvanicum)  
 Velvetleaf (Buttonweed) (Abutilon theophrasti)

**BROADCAST RATES PER ACRE OF PREPLANT INCORPORATED  
OR PREEMERGENCE PROWL DG PLUS AMIBEN TANK  
MIXTURES OR PROWL DG PREPLANT INCORPORATED  
FOLLOWED BY AMIBEN PREEMERGENCE**

Soil Texture	PROWL DG + Amiben 2E  Up to 3% Organic Matter	PROWL DG + Amiben 2E  More than 3% Organic Matter
<b>COARSE</b> sands, loamy sands, sandy loams	DO NOT USE	DO NOT USE
<b>MEDIUM</b> sandy clay loams*, sandy clays, loams, silts, silt loams	1.25 to 1.65 lbs. + 1.0 gal.	1.25 to 1.65 lbs. + 1.0 gal.
<b>FINE</b> silty clay loams*, clay loams, silty clays, clays	1.25 to 1.65 lbs. + 1.0 gal.	1.65 to 2.1 lbs. + 1.0 gal.

\*Sometimes considered transitional soils and may be classified as either medium or fine textured soils.

**DO NOT USE** on peat or muck soils.

The high rate of PROWL DG for each soil texture above should be used if heavy weed populations are anticipated, if velvetleaf and smartweed infestations are anticipated, or if extensive crop residues were present prior to seedbed preparation.

**NOTE:** In the event of a crop loss due to weather conditions, soybeans can be replanted without adverse effects the same year. If replanting is necessary, **DO NOT** rework the soil. Livestock can graze or be fed soybean forage from treated fields. Observe all precautions and limitations on Amiben label.

### PROWL DG PLUS AMIBEN PLUS SENCOR/LEXONE

The following PROWL DG plus Amiben plus Sencor/Lexone treatments may be used in soybeans in the Northern states. See map on page \_\_\_\_\_ for specific states. Uniformly apply PROWL DG plus Amiben plus Sencor/Lexone tank mixtures in 10 or more gallons of water per acre with ground equipment or in 5 or more gallons of water per acre with aircraft. When mixing add PROWL DG first, then Sencor or Lexone followed by Amiben. See page \_\_\_\_\_ for complete mixing instructions. See page \_\_\_\_\_ for spraying instructions. See page \_\_\_\_\_ for incorporation instructions. Use PROWL DG plus Amiben plus Sencor/Lexone rates listed in table on page \_\_\_\_\_. See special precautions on page \_\_\_\_\_ for PROWL DG plus Sencor/Lexone combinations.

1. Preplant Incorporated Tank Mixture of PROWL DG plus Amiben plus Sencor/Lexone

PROWL DG plus Amiben plus Sencor/Lexone must be incorporated into the soil within 7 days after application and soybeans must be planted no later than 7 days after application. For best results, incorporation should be in the top 1 to 2 inches of soil.

2. Preemergence Tank Mixtures of PROWL DG plus Amiben plus Sencor/Lexone

Apply PROWL DG plus Amiben plus Sencor/Lexone at planting or up to 2 days after planting. Apply to a seedbed which is firm and free of clods and trash. DO NOT APPLY POSTEMERGENCE. These treatments are most effective in controlling weeds when adequate rainfall or overhead irrigation is received within 7 days after application.

If moisture is insufficient to activate the herbicides, a shallow cultivation (preferably with a rotary hoe) should be made after emergence of soybeans, but while weeds are small enough to be controlled by mechanical cultivation.

A shallow, thorough mixing of soil after herbicide application with a rotary hoe or similar implement will improve consistency of performance and reduce dependency on rainfall to activate herbicides.

### WEED SPECIES CONTROLLED

When applied as directed, tank mixtures of PROWL DG plus Amiben plus Sencor/Lexone will control the following weed species in addition to those controlled by PROWL DG alone:

- Common ragweed (Ambrosia artemisiifolia)
- Mustards (Brassica spp.)
- Prickly sida (Sida spinosa)
- Smartweed (Polygonum pensylvanicum)
- Velvetleaf (Buttonweed) (Abutilon theophrasti)
- Venice mallow (Hibiscus trionum)

PROWL DG plus Amiben plus Sencor/Lexone preemergence will reduce competition from cocklebur (Xanthium strumarium).

PROWL DG plus Amiben plus Sencor/Lexone preplant incorporated or preemergence will reduce competition from jimsonweed (Datura stramonium).

BROADCAST RATES PER ACRE OF PREPLANT INCORPORATED OR  
PREEMERGENCE PROWL DG PLUS AMIBEN PLUS SENCOR/LEXONE TANK MIXTURES

Soil Texture	PROWL DG + Amiben + Sencor/Lexone DF*	PROWL DG + Amiben + Sencor/Lexone DF*
	Up to 3% Organic Matter	More than 3% Organic Matter
<b>COARSE**</b>		
loam sands, sandy loams (greater than 2% organic matter only)	1.25 lbs. + 6.0 pts. + 0.33 lbs.	1.25 lbs. + 6.0 pts. + 0.33 lbs.
<b>MEDIUM</b>		
sandy clay loams***, sandy clays, loams, silts, silt loams	1.25 to 1.65 lbs. + 6.0 to 8.0 pts. + 0.33 to 0.5 lbs.	1.25 to 1.65 lbs. + 6.0 to 8.0 pts. + 0.33 to 0.5 lbs.
<b>FINE</b>		
silty clay loams***, clay loams, silty clays, clays	1.25 to 1.65 lbs. + 6.0 to 8.0 pts. + 0.33 to 0.5 lbs.	1.65 to 2.1 lbs. + 8.0 pts. + 0.5 lbs.

\*When using Sencor 4F, Sencor 50WP; Lexone 4L, or Lexone 50WP, use equivalent rates. One pint of the flowable formulation or 1 lb. of the wettable powder formulation equals 0.67 lbs. of Sencor DF or Lexone DF. See conversion chart on page \_\_\_\_.

\*\*DO NOT USE on sands. DO NOT USE on loamy sands or on sandy loams that contain less than 2% organic matter. DO NOT USE on peat or muck soils.

\*\*\*Sometimes considered transitional soils and may be classified as either medium or fine soils.

The high rates of PROWL DG, Amiben and Sencor/Lexone for each soil texture, as stated above, should be used if heavy weed populations are anticipated, if cocklebur, jimsonweed, smartweed or velvetleaf populations are expected or if extensive crop residues were present prior to seedbed preparation.

NOTE: In the event of a crop loss due to weather conditions, soybeans can be replanted without adverse effects the same year. If replanting is necessary, DO NOT rework the soil. DO NOT use foliage for livestock feed or forage. Observe all precautions and limitations on Amiben, Sencor and Lexone labels.

**PROWL DG PLUS LOROX PREEMERGENCE TANK MIXTURES OR  
PROWL DG PREPLANT INCORPORATED PLUS LOROX PREEMERGENCE**

The following PROWL DG plus Lorox treatments may be used in soybeans in all states except California. Uniformly apply PROWL DG or PROWL DG plus Lorox tank mixtures in 10 or more gallons of water per acre with ground equipment or in 5 or more gallons of water per acre by aircraft. See page \_\_\_\_\_ for spraying instructions. See page \_\_\_\_\_ for incorporation instructions. Use PROWL DG and Lorox rates listed in table on page \_\_\_\_\_.

1. PROWL DG Preplant Incorporated Followed by Lorox Preemergence

Apply PROWL DG preplant incorporated. Follow with a preemergence treatment of Lorox as directed on the Lorox label.

2. Preemergence Tank Mixtures of PROWL plus Lorox

Apply PROWL DG plus Lorox at planting or up to 2 days after planting. Apply to a seedbed which is firm and free of clods and trash. **DO NOT APPLY POSTEMERGENCE.** These treatments are most effective in controlling weeds when adequate rainfall or overhead irrigation is received within 7 days after application.

If moisture is insufficient to activate the herbicides, a shallow cultivation (preferably with a rotary hoe) should be made after emergence of soybeans, but while weeds are small enough to be controlled by mechanical cultivation.

A shallow, thorough mixing of soil after herbicide application with a rotary hoe or similar implement will improve consistency of performance and reduce dependency on rainfall to activate herbicides.

**WEED SPECIES CONTROLLED**

When applied as directed, tank mixtures of PROWL DG plus Lorox or PROWL DG preplant incorporated plus Lorox preemergence, will control the following weed species in addition to those controlled by PROWL DG alone:

Mustard (Brassica spp.)  
Smartweed (Polygonum pensylvanicum)  
Velvetleaf (Buttonweed) (Abutilon theophrasti)

Recommended tank mixes of PROWL DG plus Lorox, or PROWL DG preplant incorporated plus Lorox preemergence, will aid in the control of and reduce competition from:

Common ragweed (Ambrosia artemisiifolia)

BROADCAST RATE PER ACRE IN SOYBEANS FOR PROWL DG PLUS LOROX PREEMERGENCE TANK MIXTURES OR PROWL DG PREPLANT INCORPORATED PLUS LOROX PREEMERGENCE

Soil Texture	PROWL DG + Lorox L* PROWL DG + Lorox L*	
	1/2 to 3% Organic Matter	More than 3% Organic Matter
COARSE sandy loams	0.85 to 1.25 lbs. + 1.0 pt.	1.25 lbs. + 1.0 to 1.5 pts.
MEDIUM sandy clay loams**, sandy clays, loams, silts, silt loams	1.25 to 1.65 lbs. + 1.0 to 1.5 pts.	1.25 to 1.65 lbs. + 1.5 to 2.0 pts.
FINE silty clay loams**, clay loams, silty clays, clays	1.25 to 1.65 lbs. + 1.5 to 2.0 pts.	1.65 to 2.1 lbs. + 2.0 to 2.5 pts.

\*When using Lorox 50W use equivalent rates. One pint of the flowable formulation equals 1 lb. of the wettable powder formulation. See conversion chart on page \_\_\_\_.

\*\*Sometimes considered transitional soils and may be classified as either medium or fine textured soils.

The high rates for each soil texture above, where listed, should be used if heavy weed populations are anticipated or if extensive crop residues were present prior to seedbed preparation.

DO NOT USE on peat or muck soils. DO NOT USE on sands, loamy sands or gravelly soils, or on soils containing less than 1/2% organic matter.

NOTE: Livestock may graze or be fed forage from PROWL DG plus Lorox treated soybean fields. If soybean crop loss occurs due to weather conditions, soybeans may be replanted. If replanting is necessary, thoroughly rework the soil before replanting. Observe all precautions and limitations on the Lorox label.

## SPECIAL WEEDS

## 1. Shattercane

Preplant incorporated treatments of PROWL DG alone; preplant incorporated PROWL DG tank-mix combinations with Sencor/Lexone; or preplant incorporated PROWL DG applications followed by registered sequential preemergence herbicides will control shattercane (wild cane) (Sorghum bicolor).

Shattercane is difficult to control in many soybean growing areas because of its ability to germinate from a greater depth in the soil than most other weeds. Shattercane can emerge throughout the growing season depending on soil temperature, moisture, and seed dormancy.

Thoroughly mix previous crop residues into the soil and destroy any existing vegetation prior to herbicide application. Apply PROWL DG or PROWL DG combinations at the recommended rate listed in the chart below. See page \_\_\_ for incorporation instructions. Thoroughly and uniformly mechanically incorporate PROWL DG in the TOP 2 INCHES of soil. Acceptable results CANNOT be expected if PROWL DG is applied preemergence. Cultivation may be necessary to control escapes and late germinating shattercane during the crop season.

PREPLANT INCORPORATED BROADCAST RATE PER ACRE OF  
PROWL DG FOR CONTROL OF SHATTERCANE IN SOYBEANS

PROWL DG alone or PROWL DG Sequential Treatments		
Soil Texture	Up to 3% Organic Matter	More than 3% Organic Matter
COARSE sands, loamy sands, sandy loams	1.65 lbs.	1.65 lbs.
MEDIUM sandy clay loams*, sandy clays, loams, silts, silt loams	2.1 lbs.	2.5 lbs.
FINE silty clay loams*, clay loams, silty clays, clays	2.5 lbs.	2.5 lbs.

\*Sometimes considered transitional soils and may be classified as either medium or fine textured soils.



PREPLANT INCORPORATED BROADCAST RATE PER ACRE OF  
PROWL DG PLUS SENCOR/LEXONE TANK-MIX FOR CONTROL OF  
SHATTERCANE IN SOYBEANS<sup>1</sup>

Soil Texture	PROWL DG + Sencor/ Lexone DF*	PROWL DG + Sencor/ Lexone DF*
	Up to 3% Organic Matter	More than 3% Organic Matter
<b>COARSE**</b> loamy sands, sandy loams	1.25 lbs + 0.5 lb	1.25 lbs + 0.5 lb
<b>MEDIUM</b> sandy clay loams***, sandy clays, loams, silts, silt loams	1.65 lbs + 0.5 lb	1.65 lbs + 0.5 to 0.67 lb
<b>FINE</b> silty clay loams***, clay loams, silty clays, clays	1.65 lbs + 0.5 to 0.67 lb	2.1 lbs + 0.67 lb

<sup>1</sup> Refer to p \_\_\_ for special precautions for PROWL DG plus Sencor/Lexone combinations.

\* When using Sencor 4F, Sencor 50WP, Lexone 4L, or Lexone 50WP, use equivalent rates. One pint of the flowable formulation or 1 lb of the wetttable powder formulation equals 0.67 lb of Sencor DF or Lexone DF. See conversion chart on page \_\_\_.

\*\* DO NOT USE on sands. DO NOT USE on loamy sands, or on sandy loams that contain less than 2% organic matter. DO NOT USE on peat or muck soils.

\*\*\* Sometimes considered transitional soils and may be classified as either medium or fine textured soils.

## 2. Red Rice, Itchgrass

PROWL DG applied preplant incorporated will provide control of red rice (Oryza sativa) and suppression of itchgrass (Rottboellia exaltata) at the rates recommended for soil textures below.

### PREPLANT INCORPORATED BROADCAST RATE PER ACRE OF PROWL DG IN SOYBEANS FOR CONTROL OF RED RICE AND SUPPRESSION OF ITCHGRASS

Soil Texture - Up to 3% Organic Matter <sup>1</sup>	
COARSE sands, loamy sands, sandy loams	1.65 to 2.5 lbs*
MEDIUM sandy clay loams**, sandy clays, loams, silts, silt loams	2.5 lbs
FINE silty clay loams**, clay loams, silty clays, clays	3.35 lbs

<sup>1</sup> This use is not recommended for soils with more than 3% organic matter.

\* The higher rate should be used if heavy red rice or itchgrass populations are anticipated.

\*\* Sometimes considered transitional soils and may be classified as either medium or fine textured soils.

NOTE: Livestock can graze or be fed from PROWL DG-treated soybean fields. If soybean crop loss occurs due to weather conditions, cotton or soybeans can be replanted the same year into PROWL DG treated soil without adverse effects. If replanting is necessary, DO NOT rework the soil deeper than the PROWL DG treated zone.

### 3. Rhizome Johnsongrass

PROWL DG applied preplant incorporated will provide suppression of rhizome johnsongrass (Sorghum halepense) in soybeans at the rates recommended for soil textures below. This use is not recommended for Arizona, New Mexico and California.

Before application, use a chisel plow or similar implement to bring johnsongrass rhizomes to the surface. Chop rhizomes into small pieces with a disk harrow set to cut 4 to 6 inches deep and operated in two different directions at 4 to 6 mph.

Uniformly apply PROWL DG in 10 or more gallons of water per acre by ground equipment. Apply in 5 or more gallons of water per acre by aircraft. PROWL DG may be applied immediately before planting or up to 60 days prior to planting soybeans. Refer to page \_\_\_ for specific instructions for use with ground and aerial equipment.

PROWL DG is to be incorporated into the soil within 7 days after application prior to planting. (For maximum suppression of rhizome johnsongrass, incorporate PROWL DG as soon as possible after application.) Deep and thorough incorporation of PROWL DG is necessary for suppression of rhizome johnsongrass. Mechanical incorporation can be achieved by the following methods:

- (a) Disk harrow set to cut 4 to 6 inches deep and operated in two different directions at 4 to 6 mph.
- (b) PTO-driven equipment (tillers, cultivators, hoes) set to cut 3 to 4 inches deep and operated one time at 4 mph or less.

For johnsongrass escapes during the crop season, cultivation and/or application of registered postemergence herbicides are recommended. Follow the directions for use on the labels of the respective herbicides.

**PREPLANT INCORPORATED BROADCAST RATE PER ACRE OF PROWL DG IN  
SOYBEANS FOR SUPPRESSION OF RHIZOME JOHNSONGRASS**

Soil Texture - Up to 3% Organic Matter <sup>1</sup>	
<b>COARSE</b> sands, loamy sands, sandy loams	1.65 lbs
<b>MEDIUM</b> sandy clay loams*, sandy clays, loams, silt loams, silts	2.5 lbs
<b>FINE</b> silty clay loams*, clays, silty clays, clay loams	3.35 lbs

\*Sometimes considered transitional soils and may be classified as either medium or fine textured soils.

<sup>1</sup>This use is not recommended for soils with more than 3% organic matter

NOTE: Livestock can graze or be fed from PROWL DG-treated soybean fields.

If soybean crop loss occurs due to weather conditions, cotton or soybeans can be replanted the same year into PROWL DG-treated soil without adverse effects. If replanting is necessary, DO NOT rework the soil deeper than the PROWL DG-treated zone.

**PROWL DG TANK MIXTURES IN MINIMUM  
AND NO-TILL SOYBEANS**

PROWL DG may be applied as a preemergence tank mixture treatment in minimum or no-till soybeans as follows:

PROWL DG + Sencor/Lexone + Paraquat CL  
PROWL DG + Lorox + Paraquat CL

Paraquat CL is used to kill existing vegetative growth. Paraquat CL should be deleted from the tank mixture if vegetation is absent at time of application.

**APPLICATION INSTRUCTIONS**

Uniformly apply the recommended PROWL DG tank mix combination treatment in 20 to 60 gallons per acre of water with ground equipment. Use the higher gallonage for fields with heavy weed infestations or excessive crop residues. See page \_\_\_ for spraying instructions.

Apply the PROWL DG plus Sencor/Lexone plus Paraquat CL or PROWL DG plus Lorox plus Paraquat CL tank-mixture combination at planting or up to 2 days after planting. DO NOT APPLY POSTEMERGENCE to soybeans since soybeans exposed at time of application will be killed. These treatments are most effective in controlling weeds when adequate rainfall or overhead irrigation is received within 7 days after application. See special precautions on page \_\_\_ for PROWL DG plus Sencor/Lexone combinations.

If vegetation is absent at time of application, delete Paraquat CL from the tank mixture as it controls only emerged vegetation.

**MIXING INSTRUCTIONS**

Fill tank one-half to three-quarter full with clean water. MAINTAIN CONTINUOUS AGITATION WHILE ADDING HERBICIDES. Add PROWL DG to tank while agitating.

After PROWL DG has been added to the tank and mixing is complete, add Sencor, Lexone or Lorox formulation as follows:

When using Sencor/Lexone or Lorox Flowable Formulation: Premix one part of the flowable with two parts water and add this diluted mixture slowly into the tank. Fill the remainder of the tank while agitating.

When using Sencor/Lexone Dry Flowable Formulation: Premix one part of the dry flowable with two parts water and add this diluted mixture slowly into the tank. Fill the remainder of the tank while agitating.

When using Sencor/Lexone or Lorox Wettable Powder Formulation: Add a slurry of the wettable powder in water (1 part WP + 2 parts water) slowly into the tank. Fill the remainder of the tank while agitating.

If Paraquat CL is included in the tank-mix treatment, add to tank after complete mixing of other herbicides. As a last ingredient, add 8 oz of Ortho\* X-77 spreader or similar non-ionic surfactant per 100 gal. of total spray mixture.

Fill the remainder of the tank with water.

**PROWL DG PLUS SENCOR/LEXONE PLUS PARAQUAT CL  
WEED SPECIES CONTROLLED**

Controlled by Paraquat CL:

Paraquat CL will control most annual emerged weeds and suppress many emerged perennials. Refer to the Paraquat CL label for specific use recommendations.

PROWL DG plus Sencor/Lexone preemergence will control the following weed species in addition to those controlled by PROWL alone:

Common Ragweed (Ambrosia artemisiifolia)  
 Jimsonweed (Datura stramonium)  
 Prickly sida (Sida spinosa)  
 Smartweed (Polygonum pensylvanicum)  
 Velvetleaf (Buttonweed) (Abutilon theophrasti)  
 Venice Mallow (Hibiscus trionum)  
 Wild Mustard (Brassica kaber) (Medium and fine soils only)

PROWL DG plus Sencor/Lexone will aid in the control of and reduce competition from cocklebur (Xanthium strumarium)

\*Ortho is a trademark of Chevron Chemical Company.

**BROADCAST RATES PER ACRE OF PROWL DG  
PLUS SENCOR/LEXONE PLUS PARAQUAT CL TANK MIXTURE<sup>1</sup>**

Southern States  
(including Eastern  
Coastal Plains)<sup>2</sup>

Northern States<sup>2</sup>

	PROWL DG + Sencor/Lexone DF <sup>3</sup> + Paraquat CL <sup>4</sup>	PROWL DG + Sencor/Lexone DF <sup>3</sup> + Paraquat CL <sup>4</sup>	PROWL DG + Sencor/Lexone DF <sup>3</sup> + Paraquat CL <sup>4</sup>
Soil Texture		Up to 3% Organic Matter	More than 3% Organic Matter
<b>COARSE*</b> loamy sands, sandy loams	0.85 to 1.25 lbs + 0.33 lb + 1 to 2 pts	0.85 to 1.25 lbs + 0.5 lb + 1 to 1 pts	1.25 lbs + 0.5 lb + 1 to 2 pts
<b>MEDIUM</b> sandy clay loams**, sandy clays, loams, silts, silt loams	1.25 to 1.65 lbs + 0.5 lb + 1 to 2 pts	1.25 to 1.65 lbs + 0.5 lb + 1 to 2 pts	1.25 to 1.65 lbs + 0.5 to 0.67 lbs + 1 to 2 pts
<b>FINE</b> silty clay loams**, clay loams, silty clays, clays	1.25 to 1.65 lbs + 0.67 lb + 1 to 2 pts	1.25 to 1.65 lbs + 0.5 to 0.67 lb + 1 to 2 pts	1.65 to 2.1 lbs + 0.67 lb + 1 to 2 pts

<sup>1</sup>Paraquat CL should be deleted from the tank-mixture if vegetation is absent at time of application.

<sup>2</sup>See map on page \_\_\_ for specific states. DO NOT USE IN CALIFORNIA

<sup>3</sup>When using Sencor 4F, Sencor 50WP, Lexone 4L or Lexone 50WP, use equivalent rates. One pint of the flowable formulation or 1 lb of the wettable powder formulation equals 0.67 lb of Sencor DF or Lexone DF. See conversion chart on page \_\_\_.

<sup>4</sup>When Paraquat CL is included in the tank-mixture add 8 oz of Ortho X-77 spreader or similar non-ionic surfactant per 100 gal of spray mixture. See mixing instructions on page \_\_\_.

\*DO NOT USE on sands. DO NOT USE on loamy sands or on sandy loams that contain less than 2% organic matter. DO NOT USE on peat or muck soils.

\*\*Sometimes considered transitional soils and may be classified as either medium or fine soils.

The high rates of PROWL DG and Sencor/Lexone for each soil texture, as stated above, should be used if heavy weed populations are anticipated or if field is particularly trashy or cloddy. The high rate of Paraquat CL should be used if weeds are 4 to 6 inches tall. Weeds over 6 inches tall will not be controlled with this treatment.

NOTE: Livestock may graze or be fed forage from treated fields 40 days after application. Observe all precautions and limitations on Sencor, Lexone and Paraquat CL labels.

#### PROWL DG PLUS LOROX PLUS PARAQUAT CL

PROWL DG plus Lorox plus Paraquat CL treatment may be used in minimum and no-till soybeans in all states except California.

#### WEED SPECIES CONTROLLED

Controlled by Paraquat CL:

Paraquat CL will control most annual emerged weeds and suppress many emerged perennials. Refer to the Paraquat CL label for specific use recommendations.

PROWL DG plus Lorox preemergence will control the following weed species in addition to those controlled by PROWL DG alone:

Mustards (Brassica spp.)  
 Smartweed (Polygonum pensylvanicum)  
 Velvetleaf (Buttonweed) (Abutilon theophrasti)

PROWL DG plus Lorox will aid in the control of and reduce competition from:

Common ragweed (Ambrosia artemisiifolia).



7

**BROADCAST RATES PER ACRE OF PROWL DG  
PLUS LOROX PLUS PARAQUAT CL TANK MIXTURE<sup>1</sup>**

Soil Texture	PROWL DG + Lorox L <sup>2</sup> + Paraquat CL <sup>3</sup>	PROWL DG + Lorox L <sup>2</sup> + Paraquat CL <sup>3</sup>
Soil Texture	1/2 to 3% Organic Matter	More Than 3% Organic Matter
<b>COARSE</b> loamy sands, sandy loams	0.85 to 1.25 lbs + 1.0 pt + 1 to 2 pts	1.25 lbs + 1.0 to 1.5 pts + 1 to 2 pts
<b>MEDIUM</b> sandy clays loams*, sandy clays, loams, silts, silt loams	1.25 to 1.65 lbs + 1.0 to 1.5 pts + 1 to 2 pts	1.25 to 1.65 lbs + 1.5 to 2.0 pts + 1 to 2 pts
<b>FINE</b> silty clay loams*, clay loams, silty clays, clays	1.25 to 1.65 lbs + 1.5 to 2.0 pts + 1 to 2 pts	1.65 to 2.1 lbs + 2.0 to 2.5 pts + 1 to 2 pts

<sup>1</sup> Paraquat CL should be deleted from the tank-mixture if vegetation is absent at time of application.

<sup>2</sup> When using Lorox 50W use equivalent rates. One pint of the flowable formulation equals 1 lb of the wettable powder formulation. See conversion chart on page \_\_\_\_.

<sup>3</sup> When Paraquat CL is included in the tank-mixture add 8 oz of Ortho X-77 spreader or similar non-ionic surfactant per 100 gal of spray mixture. See mixing instructions on page \_\_\_\_.

\*Sometimes considered transitional soils and may be classified as either medium or fine textured soils.

The high rates of PROWL DG and Lorox for each soil texture, as stated above, should be used if heavy weed populations are anticipated or if field is particularly trashy or cloddy. The high rate of Paraquat CL should be used if weeds are 4 to 6 inches tall. Weeds over 6 inches tall will not be controlled with this treatment.

DO NOT USE on peat or muck soils. DO NOT USE on sands, loamy sands or gravelly soils, or on soils containing less than 1/2% organic matter.

NOTE: Livestock may graze or be fed forage from PROWL DG plus Lorox treated fields. Observe all precautions and limitations on Lorox and Paraquat CL labels.

CULTI-SPRAY™  
(POSTEMERGENCE INCORPORATED)

FIELD CORN

---

PROWL DG CULTI-SPRAY (Postemergence incorporated) can be applied in field corn in all states except California as follows:

PROWL DG alone p \_\_\_\_  
PROWL DG + atrazine p \_\_\_\_

Winter wheat and winter barley may be planted in the fall 90 days after a PROWL DG CULTI-SPRAY application in irrigated field corn or 120 days after a PROWL DG CULTI-SPRAY application in dry land field corn. The PROWL DG-treated crop must be grown to maturity and harvested before planting wheat or barley. See page \_\_\_\_ for complete follow crop instructions.

---

General Information

PROWL DG or PROWL DG plus atrazine tank mixtures applied as a CULTI-SPRAY (post-emergence incorporated) treatment will control most late season annual grasses and certain broadleaf weeds in field corn. PROWL DG treatments can be applied from the 4 inch growth stage to as late as the last cultivation (layby) of field corn. PROWL DG treatments will not control established weeds. EMERGED WEEDS MUST BE DESTROYED BY CULTIVATION PRIOR TO PROWL DG APPLICATION.

Additional Herbicide Applications

CULTI-SPRAY (postemergence incorporated) applications of PROWL DG or PROWL DG plus atrazine tank-mix can be applied in field corn previously treated with herbicides registered for use in field corn. Consult the labels of those herbicides for suggested treatments, rates to be used, and precautions or restrictions for use in field corn and for follow crop restrictions.

**CULTI-SPRAY (Postemergence Incorporated)  
APPLICATIONS**

The field must be cultivated and all emerged weeds must be destroyed prior to application. Cultivation should be accomplished with a sweep-type or rolling cultivator operated at sufficient speed to throw at least one inch of soil over the bases of the field corn plants. This will kill small weed seedlings growing in the field corn row and will prevent direct contact of the zone of brace root formation by PROWL DG during application.

Uniformly apply the recommended PROWL DG or PROWL DG plus atrazine tank-mix treatment in 10 or more gallons of water by ground equipment. Refer to page \_\_\_ for spraying instructions.

Uniform soil coverage must be obtained. Drop nozzles should be used if field corn foliage will prevent uniform coverage of the soil surface within the rows.

PROWL DG treatments can be applied from the 4-inch growth stage to as late as the last cultivation, (layby) of field corn.

PROWL DG treatments must be thoroughly and uniformly incorporated into the soil (1) with a sweep-type or rolling cultivator set to provide thorough incorporation in the top 1 inch of soil OR (2) with adequate irrigation water or rainfall. For best results, PROWL DG treatments should be incorporated as soon as possible after application but incorporation must be completed within 7 days after application. If adequate moisture is not received within 7 days after application, PROWL DG must be incorporated with a sweep-type or rolling cultivator.

Under situations of low rainfall or soil moisture, when deep germinating weeds such as shattercane or field sandbur are anticipated, mechanical incorporation will provide best results.

If cultivation is needed after application and incorporation of PROWL DG, the depth of cut should be no deeper than the depth of cut used to incorporate.

**DO NOT APPLY PROWL DG in field corn more than once per crop season.**

**DO NOT APPLY PROWL DG preplant incorporated in field corn as serious crop injury can result.**

### Applications of PROWL DG Alone

The following grass and broadleaf weed species are controlled by CULTI-SPRAY (post-emergence incorporated) treatments of PROWL DG in field corn at the rates recommended for each soil texture listed below:

#### GRASSES CONTROLLED

Barnyardgrass (Echinochloa crus-galli)  
 Crabgrass (Digitaria spp.)  
 Fall panicum (Panicum dichotomiflorum)  
 Field sandbur (Cenchrus incertus)  
 Foxtail (giant) (Setaria faberi)  
 Foxtail (green) (Setaria viridis)  
 Foxtail (yellow) (Setaria glauca)  
 Goosegrass (Eleusine indica)  
 Johnsongrass (from seed) (Sorghum halepense)  
 Signalgrass (Brachiaria platyphylla)  
 Shattercane (Sorghum bicolor)  
 Texas panicum (Panicum texanum)  
 Witchgrass (Panicum capillare)  
 Wild proso millet (Panicum miliaceum)

#### BROADLEAF WEEDS CONTROLLED

Carpetweed (Mollugo verticillata)  
 Florida pusley (Richardia scabra)  
 Kochia (Kochia scoparia)  
 Lambsquarters (Chenopodium album)  
 Pigweed (Amaranthus spp.)  
 Purslane (Portulaca oleracea)  
 Spurge, annuals (Euphorbia spp.)

PROWL DG will aid in the control of and reduce competition from:

Smartweed (Polygonum pensylvanicum)  
 Velvetleaf (Buttonweed) (Abutilon theophrasti)

**Broadcast Rate Per Acre for CULTI-SPRAY  
(Postemergence Incorporated)  
Application of PROWL DG in Field Corn**

Soil Texture	Southern States <sup>1</sup>	Northern States <sup>1</sup>
<b>COARSE</b> sands, loamy sands, sandy loams	0.85 to 1.25 lbs	1.25 to 1.65 lbs
<b>MEDIUM</b> sandy clay loams*, sandy clays, loams, silts, silt loams	1.25 to 1.65 lbs	1.65 to 2.5 lbs
<b>FINE</b> silty clay loams*, clay loams, silty clays, clays	1.25 to 2.5 lbs	1.65 to 2.5 lbs

<sup>1</sup>See map on page \_\_\_\_ for specific states.

\*Sometimes considered transitional soils and may be classified as either medium or fine textured soils.

The high rate for each soil texture above should be used if heavy weed populations are anticipated.

DO NOT use on peat or muck soils.

NOTE: Livestock can graze or be fed forage from PROWL DG treated field corn after 21 days following applications.

### Applications of PROWL DG Plus Atrazine Mixtures

In addition to weed species controlled by PROWL DG alone, the following weed species are controlled by CULTI-SPRAY (postemergence incorporated) treatments of PROWL DG plus atrazine in field corn at the rates recommended for each soil texture listed below:

Velvetleaf (Buttonweed) (Abutilon theophrasti)  
 Venice mallow (Hibiscus trionum)  
 Smartweed (Polygonum pensylvanicum)

#### Broadcast Rate Per Acre for CULTI-SPRAY (Postemergence Incorporated) Application of PROWL DG Plus Atrazine in Field Corn

Soil Texture	PROWL DG + Atrazine 80W*	
	Southern States <sup>1</sup>	Northern States <sup>1</sup>
<b>COARSE</b> sands, loamy sands, sandy loams	0.85 to 1.25 lbs. + 1.25 lbs.	1.25 to 1.65 lbs. + 1.25 lbs.
<b>MEDIUM</b> sandy clay loams**, sandy clays, loams, silts, silt loams	1.25 to 1.65 lbs. + 1.25 to 1.5 lbs	1.65 to 2.5 lbs. + 1.25 to 1.5 lbs.
<b>FINE</b> silty clay loams**, clay loams, silty clays, clays	1.25 to 2.5 lbs. + 1.25 to 1.5 lbs.	1.65 to 2.5 lbs. + 1.25 to 1.5 lbs.

<sup>1</sup>See map on page \_\_\_\_ for specific states.

\*When using atrazine 4L or A Atrax Nine-0 use equivalent rates. One quart of atrazine 4L equals 1.25 lbs of atrazine 80W. One pound of A Atrax Nine-0 equals 1.12 lbs of atrazine 80W. See conversion chart on page \_\_\_\_.


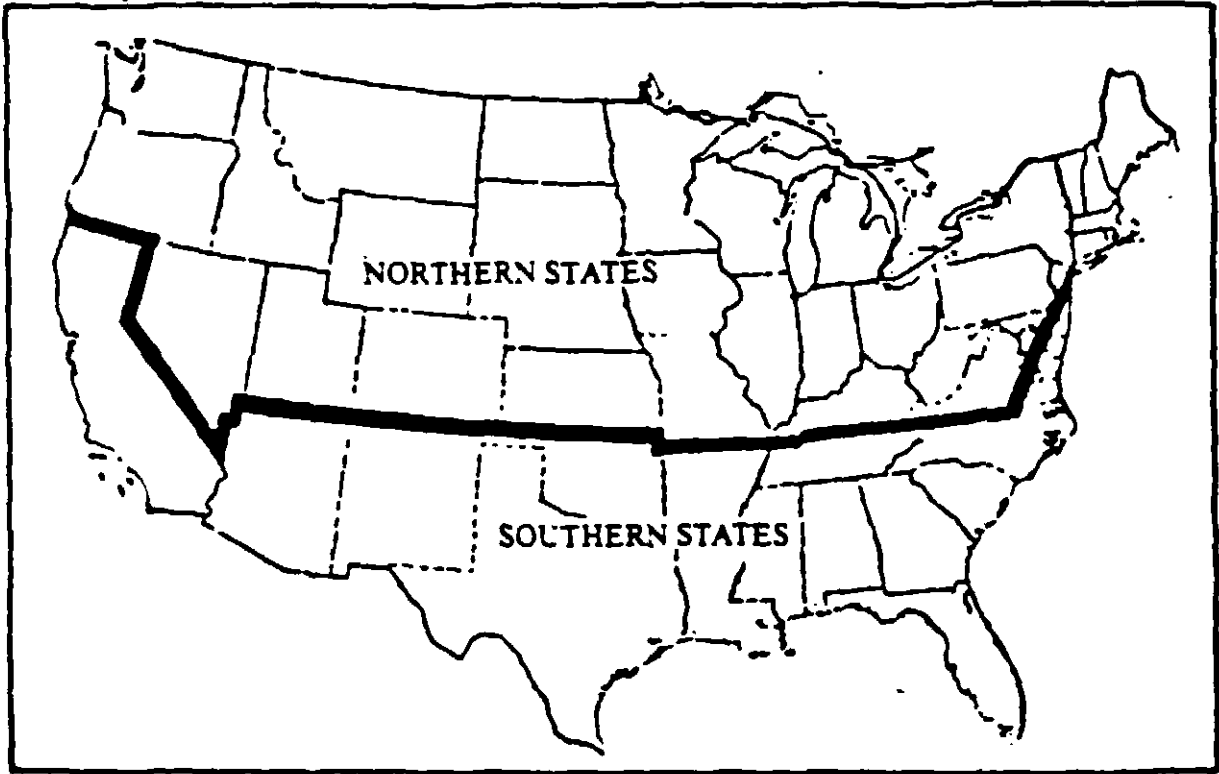
\*\*Sometimes considered transitional soils, and may be classified as either medium or fine textured soils.

The high rate for each soil texture above should be used if heavy weed populations are anticipated.

DO NOT use on peat or muck soils.

NOTE: Observe all precautions and limitations on atrazine labels. Follow cropping restrictions on atrazine labels. Livestock can graze or be fed forage from PROWL DG plus atrazine treated field corn after 21 days following applications.

REGIONAL MAP FOR RATE DETERMINATION



### NONCROPLAND WEED CONTROL

PROWL DG herbicide is recommended for preemergence control of most annual grasses and certain broadleaf weeds as they germinate on noncropland areas such as railroad, utility and pipeline rights-of-way, highway guardrails, delineators, and sign posts, utility substations, petroleum tank farms, pumping installations, fence rows, storage areas, windbreaks, shelterbelts, and other similar areas.

For postemergence control of weeds, tank-mix combinations of PROWL DG herbicide plus ARSENAL® herbicide are recommended. DO NOT tank mix with ARSENAL in California. Recommended rates for the tank-mix compounds should be determined from the product labels of both PROWL DG herbicide and ARSENAL herbicide prior to use.

### WEED CONTROL IN AND AROUND ORNAMENTAL PLANTINGS

PROWL DG herbicide is recommended for use on the following established field grown and container ornamentals, plants, trees, and established ground covers. Care must be taken that soil or planting mixes have settled firmly following transplanting and that there are no cracks that would allow direct contact of PROWL DG herbicide and roots. Directed sprays where soil and media surfaces are uniformly covered will result in best weed control and ornamental tolerance. PROWL DG herbicide sprays can be safely applied over-the-top of those plants listed below. Plant only those ornamentals listed on this label into soil treated the previous season with PROWL DG or injury may occur. DO NOT apply PROWL DG to seedbeds.

PROWL DG herbicide may be used for the preemergence control of the weed species listed in and around the following established ornamental plants:

<u>Common Name</u>	<u>Scientific Name</u>
Abelia, Glossy	<u>Abelia grandiflora</u> var. "grandiflora"
Ash, Red	<u>Fraxinus pennsylvanica</u>
Azalea	<u>Rhododendron indicum</u>
Barberry, Japanese	<u>Berberis thunbergii</u> var. "atropurpurea"
Birch, European Weeping	<u>Betula pendula</u>
Birch, River	<u>Betula nigra</u>
Boxwood, Common	<u>Buxus sempervirens</u>
Capejasmine	<u>Gardenia jasminoides</u> var. "mystery"
Cedar, Northern White	<u>Thuja occidentalis</u>
Cedar, Red	<u>Juniperus virginian</u>
Cotoneaster, Rock	<u>Cotoneaster horizontalis</u>
Crapemyrtle, Common	<u>Lagerstroemia indica</u>
Dogwood, Flowering	<u>Cornus florida</u>
Dogwood, Silky	<u>Cornus amonum</u>
Euonymous	<u>Euonymous alata</u> var. "compacta"



<u>Common Name</u>	<u>Scientific Name</u>
Fir, Fraser	<u>Abies fraseri</u>
Fir, White	<u>Abies concolor</u>
Forsythia, Border	<u>Forsythia intermedia</u>
Hemlock, Eastern	<u>Tsuga canadensis</u>
Holly, American	<u>Ilex opaca</u> var. "tsuga"
Holly, Chinese	<u>Ilex cornuta</u>
Holly, Japanese	<u>Ilex crenata</u> var. "compacta"
Holly, Yaupon	<u>Ilex vomitoria</u> var. "shillings dwarf"
Juniper, Chinese	<u>Juniperus chinensis</u> var. "pfitzer" var. "pfitzer aurea"
Juniper, Shore	<u>Juniperus conferta</u>
Juniper, Trailing	<u>Juniperus horizontalis</u> cv. "plumosa" cv. "prince of wales" cv. "youngstown"
Laurel, Mountain	<u>Kalmia latifolia</u>
Lilac, Common	<u>Syringa vulgaris</u>
Locust, Honey	<u>Gleditsia triacanthos</u> var. "inermis"
Maple, Red	<u>Acer rubrum</u>
Nandina	<u>Nandina domestica</u>
Oak, Live	<u>Quercus virginiana</u>
Oak, Water	<u>Quercus nigra</u>
Peach	<u>Prunus persica</u>
Photina	<u>Photina frazerii</u>
Pieris, Japanese	<u>Pieris japonica</u>
Pine, Austrian	<u>Pinus nigra</u>
Pine, Loblolly	<u>Pinus taeda</u>
Pine, White	<u>Pinus strobus</u>
Privet, California	<u>Ligustrum ovalifolium</u>
Privet, Japanese	<u>Ligustrum japonicum</u>
Robira	<u>Pittosporum tobira</u>
Sourwood	<u>Oxydendron arboreum</u>
Spiraea	<u>Spiraea vanhouttei</u>
Spruce, Colorado Blue	<u>Picea pungens</u>
Waxmyrtle, Common	<u>Myrica cerifera</u>
Yew	<u>Taxus media</u>
Yew, Japanese	<u>Taxus cuspidata</u>

#### GROUND COVER ORNAMENTALS

PROWL DG herbicide may be used for the preemergence control of the weed species listed in and around the following established ground cover plants:

<u>Common Name</u>	<u>Scientific Name</u>
Capeweed	<u>Arctotheca calendula</u>
Daisy, Trailing African	<u>Osteospermum fruticosum</u>
Gazania	<u>Gazania splendens</u>
Rose-of-Sharon	<u>Hypericum calycinum</u>

<u>Common Name</u>	<u>Scientific Name</u>
Iceplant, Large Leaf	<u>Carpobrotus edule</u>
Ivy, English	<u>Helix hedera</u>
Ivy, Geranium	<u>Pelargonium peltatum</u>
Myoporum	<u>Myoporum parviflorum</u>
Pachysandra	<u>Pachysandra terminalis</u>
Potentilla	<u>Potentilla jackmanii</u>
Potentilla	<u>Potentilla verna</u>

**PRECAUTION!**

Apply only to established plantings.  
DO NOT apply PROWL DG herbicide in ornamentals nurseries.

**WEED CONTROL IN CHRISTMAS TREE PLANTINGS**

PROWL DG herbicide is recommended for preemergence control of the weed species listed on this label as they germinate in areas planted with the following Christmas trees:

<u>Common Name</u>	<u>Scientific Name</u>
*Austrian Pine	<u>Pinus nigra</u>
*Balsam Fir	<u>Abies balsamae</u>
*Colorado Blue Spruce	<u>Picea pungens</u>
Douglas Fir	<u>Pseudotsuga menziesii</u>
*Scotch Pine	<u>Pinus sylvestris</u>
*Virginia Pine	<u>Pinus virginiana</u>
*White Fir	<u>Abies concolor</u>
*White Spruce	<u>Picea glauca</u>

\*Do not use in California.

DO NOT apply PROWL DG herbicide to Christmas tree seed or nursery beds. Apply PROWL DG herbicide only to established Christmas tree plantings. PROWL DG herbicide can be applied directly over the top of established Christmas tree plantings.

PROWL DG herbicide will not control established weeds. Therefore, areas to be treated should be free of established weeds at the time of treatment, or PROWL DG herbicide may be used in conjunction with herbicides registered for postemergence use in Christmas trees. Consult the labels of those herbicides for suggested treatments, rates to be used and precautions or restrictions for use in Christmas trees.

### APPLICATION RATE FOR NONCROP AREAS, ORNAMENTALS & CHRISTMAS TREES

For preemergence control of the weed species listed, apply PROWL DG herbicide at the following rates:

<u>Length of Control</u>	<u>PROWL DG Rate</u>
Short Term Control (2-4 months)	3.3 lbs./Acre
Long Term Control (6-8 months)	6.6 lbs./Acre

PROWL DG herbicide will not control established weeds.

The efficacy of PROWL DG herbicide will be improved if the application is followed by one-half inch of rainfall or its equivalent in sprinkler irrigation.

### WEED SPECIES CONTROLLED

The following grass and broadleaf weeds are controlled by preemergence treatments of PROWL DG herbicide at the rates recommended:

#### GRASSES CONTROLLED

<u>Common Name</u>	<u>Scientific Name</u>
Barnyardgrass	<u>Echinochloa crus-galli</u>
Bluegrass, Annual	<u>Poa annua</u>
Crabgrass	<u>Digitaria</u> spp.
Crowfootgrass	<u>Dactyloctenium aegyptium</u>
Foxtail, Giant	<u>Setaria aberi</u>
Foxtail, Green	<u>Setaria viridis</u>
Foxtail, Yellow	<u>Setaria lutescens</u>
Goosegrass	<u>Eleusine indica</u>
Itchgrass	<u>Rottboellia exaltata</u>
Johnsongrass (from seed)	<u>Sorghum halepense</u>
Junglerice	<u>Echinochloa colonum</u>
Lovegrass	<u>Eragrostis</u> spp.
Panicum, Browntop	<u>Panicum fasciculatum</u>
Panicum, Fall	<u>Panicum dichotomiflorum</u>
Panicum, Texas	<u>Panicum texanum</u>
Sandbur, Field	<u>Cenchrus incertus</u>
Signalgrass	<u>Brachiaria platyphylla</u>
Sprangletop, Mexican	<u>Leptochloa uninervia</u>
Sprangletop, Red	<u>Leptochloa filiformis</u>
Witchgrass	<u>Panicum capillare</u>
Woolly Cupgrass	<u>Eriochloa villosa</u>

## BROADLEAF WEEDS CONTROLLED

<u>Common Name</u>	<u>Scientific Name</u>
Carpetweed	<u>Mollugo verticillata</u>
Chickweed, Common	<u>Stellaria media</u>
Chickweed, Mouseear	<u>Cerastium vulgatum</u>
Clover, Hop	<u>Trifolium procumbens</u>
Cudweed	<u>Gnaphalium</u> spp.
Fiddleneck	<u>Amsinckia intermedia</u>
Filaree	<u>Erodium</u> spp.
Henbit	<u>Lamium amplexicaule</u>
Knotweed (prostrate)	<u>Polygonum aviculare</u>
Kochia	<u>Kochia scoparia</u>
Lambsquarters	<u>Chenopodium album</u>
Pigweed	<u>Amaranthus</u> spp.
Puncturevine	<u>Tribulus terrestris</u>
Purslane	<u>Portulaca oleracea</u>
Pusley, Florida	<u>Richardia scabra</u>
Rocket, London	<u>Sisymbrium irio</u>
Shepherdspurse	<u>Capsella bursa-pastoris</u>
Smartweed, Pennsylvania	<u>Polygonum pennsylvanicum</u>
Spurge, Annual	<u>Euphorbia</u> spp.
Spurge, Prostrate	<u>Euphorbia matriculata</u>
Woodsorrel, Yellow	<u>Oxalis stricta</u>
Velvetleaf (Buttonweed)	<u>Abutilon theophrasti</u>

## WEED CONTROL IN ESTABLISHED LAWNS AND TURF

PROWL DG treatments will not control established weeds. Applications must be made prior to germination of weeds.

Three applications per year may be made. Allow at least 2 months between applications except where indicated under DIRECTIONS FOR USE.

Use only on well established turfgrass with a dense and uniform stand. DO NOT use on newly seeded or sprigged turfgrass. DO NOT use on winter-overseed turfgrass. DO NOT use on turfgrass severely thinned by winter stress.

PROWL DG provides effective residual weed control which may affect new turfgrass seedlings or sprigs. DO NOT reseed or winter-overseed turfgrass within 4 growing months after application. DO NOT sprig turfgrass within 5 months after application.

DO NOT use on bentgrass or dichondra maintained as desirable turf.

<u>TURF SPECIES</u>	<u>WEEDS CONTROLLED</u>	<u>RATES OF PROWL DG</u>	<u>COMMENTS</u>
NORTHERN GRASSES:			
Fine fescue	Barnyardgrass	2.5-3.3 lbs.	Apply in spring before weeds germinate. Repeat application if necessary in 8 wks. up to 2.5 lbs. per Acre or 0.9 oz. per 1000 sq. ft.
Kentucky bluegrass	Crabgrass	per Acre or	
Perennial ryegrass	Fall panicum	0.9-1.2 oz.	
Tall fescue	Foxtail	per 1000 sq. ft.	
	Hop clover		
	Prostrate spurge		
	Yellow woodsorrel		
	Cudweed		
	Goosegrass	4.5-5.5 lbs. per Acre OR 1.6-2.0 oz. per 1000 sq.ft.	
	Annual bluegrass	2.5-3.3 lbs. per Acre OR	
	Common chickweed	0.9-1.2 oz.	
	Mouseear chickweed	per 1000 sq. ft.	
	Henbit		

<u>TURF SPECIES</u>	<u>WEEDS CONTROLLED</u>	<u>RATES OF PROWL DG</u>	<u>COMMENTS</u>
SOUTHERN GRASSES:			
Bahia	Barnyardgrass	2.9-3.3 lbs.	Apply in spring before weeds germinate. Repeat application if necessary in 8 wks. up to 2.5 lbs. per Acre or 0.9 oz. per 1000 sq. ft.
Bermudagrass	Crabgrass	per Acre or	
Centipedegrass	Fall panicum	1.0-1.2 oz.	
St. Augustinegrass	Foxtail	per 1000 sq. ft.	
Tall fescue	Prostrate spurge		
Zoysiagrass	Yellow woodsorrel		
	Cudweed		
	Goosegrass	4.5-5.5 lbs. per Acre OR	
	Hop Clover	1.6-2.0 oz. per 1000 sq.ft.	
	Evening Primrose		
	Henbit	2.5-3.3 lbs. per Acre OR	Apply in late summer to early fall before weeds germinate.
	Annual bluegrass	0.9-1.2 oz.	
	Common chickweed	per 1000 sq. ft.	
	Mouseear chickweed		