

100-33-78

WARBEX^(TM) FAMPHUR DUST CATTLE INSECTICIDE, 1%

FOR CONTROL OF HORN FLIES
AND LICE ON CATTLE

Active ingredient:

Famphur (O,O-dimethyl O-p-(dimethylsulfamoyl) phenyl phosphorothioate).....	1.0%
Inert ingredients.....	99.0%
Total	100.0%

This product contains 0.16 oz. famphur per pound

EPA Reg. No. 241-237-AA EPA Est. No. 10453-MO-1

**KEEP OUT OF REACH OF CHILDREN
CAUTION**

**STATEMENT
OF PRACTICAL TREATMENT**

If swallowed - Drink one or two glasses of water and induce vomiting by touching the back of the throat with finger. Repeat until vomit fluid is clear. Call a physician immediately. Do not induce vomiting or give anything by mouth to an unconscious person.

If inhaled - Remove victim to fresh air. Apply respiration if indicated.

If on skin - Remove contaminated clothing and wash affected areas with soap and water.

If in eyes - Flush eyes for at least 15 minutes with water. Call a physician if irritation persists.

See Side Panel for Additional Precautionary Statements

PRECAUCION

AL USUARIO: Si usted no lee ingles, no use este producto hasta que la etiqueta le haya sido explicada ampliamente.
(TO THE USER: If you cannot read English, do not use this product until the label has been fully explained to you.)

In case of an emergency endangering life or property involving this product, call collect, day or night, Area Code 201-835-3100.

NET WEIGHT: 12 1/2 LBS.

D41

PRECAUTIONARY STATEMENTS

**HAZARDS TO HUMANS
(AND DOMESTIC ANIMALS)**

CAUTION

Harmful if swallowed. Avoid breathing dust. Wash thoroughly after handling. Do not use on lactating dairy cows.

ENVIRONMENTAL HAZARDS

This product is toxic to birds. Do not contaminate water by cleaning of equipment or disposal of wastes. Apply this product only as specified on this label.

DIRECTIONS FOR USE

It is a violation of Federal law to use this product in a manner inconsistent with its labeling.

WARBEX famphur is applied to cattle to control horn flies and lice. Since WARBEX dust bags are intended for self application, the bags must be located in areas frequented by your cattle such as lanes or gateways leading to water, mineral or feeding stations. Suspend a sufficient number of WARBEX dust bags to ensure proper dusting of all animals. The bottom of the dust bag should be 4 to 6 inches below the backline of the cattle. Complete installation instructions are enclosed with each WARBEX dust bag. At least one bag should be available for each 25 to 50 animals.

After installation, charge each bag with one or two cartridges of WARBEX dust cattle insecticide, 1%. Add additional dust as the initial charge becomes depleted.

If dust bags other than WARBEX dust bags are used in exposed situations, the bags should be checked regularly for caking of the dust.

STORAGE AND DISPOSAL

Do not contaminate water, food or feed by storage or disposal. Do not reuse empty container.

Pesticide, spray mixture, or sludge that cannot be used or chemically reprocessed should be disposed of in a landfill approved for pesticides or buried in a safe place away from water supplies. Dispose of container in an incinerator or approved landfill or bury in a safe place.

Consult Federal, State or local disposal authorities for approved alternative procedures, such as limited open burning.

ACCEPTED

FEB 27 1981

U.S. Department of Agriculture
Environmental Protection Agency
Registered under
EPA Reg. No. 241-237

The label instructions for the use of this product reflect the opinion of experts based on field use and tests. The directions are believed to be reliable and should be followed carefully. However, it is impossible to eliminate all risks inherently associated with use of this product. Ineffectiveness, crop injury or other unintended consequences may result because of such factors as weather conditions, presence of other materials, or the use or application of the product contrary to label instructions, all of which are beyond the control of American Cyanamid Company. All such risks shall be assumed by the user.

American Cyanamid Company warrants only that the material contained herein conforms to the chemical description on the label and is reasonably fit for the use therein described when used in accordance with the directions for use, subject to the risks referred to above.

Any damages arising from a breach of this warranty shall be limited to direct damages and shall not include consequential commercial damages such as loss of profits or values or any other special or indirect damages.

American Cyanamid Company makes no other express or implied warranty, including any other express or implied warranty of FITNESS or of MERCHANTABILITY.



63

Sold by AMERICAN CYANAMID COMPANY AGRICULTURE DIVISION WAYNE, N.J. 07470



WARBEX[®] FAMPHUR



DUST CATTLE INSECTICIDE, 1% For The Control of Horn Flies and Lice on Cattle

EPA Reg. No. 241-237-AA

Directions for Installing and Charging the WARBEX famphur Dust Bag

CAUTION: Refer to the dust cartridge label for proper precautions
for handling WARBEX famphur Dust Cattle Insecticide, 1%

DUST BAG USES

WARBEX famphur is applied to cattle to control horn flies and lice. Since WARBEX dust bags are intended for self application, the bags must be located in areas frequented by your cattle such as lanes or gateways leading to water, mineral or feeding stations. Suspend a sufficient number of WARBEX dust bags to ensure proper dusting of all animals. At least one bag should be available for each 25 to 50 animals. The bottom of the dust bag should be 4 to 6 inches below the backline of the cattle. After installation, charge each bag with one or two cartridges of WARBEX dust cattle insecticide, 1%. Add additional dust as necessary. The accompanying diagrams demonstrate the proper installation and charging procedures.

If a gateway or lane is not now available, your water tank or reservoir can easily be adapted to provide a convenient and effective dusting station. Construct a simple enclosure around the water

source, leaving several openings 3 to 4 feet wide. The number of openings will depend on how many cattle are being treated. Hang a WARBEX dust bag in each opening and charge with dust. Each time the cattle go for water effective horn fly and lice control will be applied. Mineral feeders and salt licks can also be converted into dusting stations in a similar manner.


Here is another suggestion. Install WARBEX dust bags inside the gates of your creep feeder. These bags can be placed at the proper height to provide effective horn fly and lice control for your calves.

These are only a few suggestions. There are other areas frequented by your cattle where you can properly use WARBEX dust bags and WARBEX famphur dust cattle insecticide, 1% to provide effective horn fly and lice control all season long in a convenient, economical way.

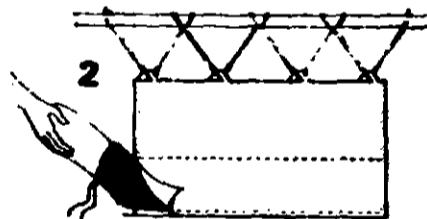
Sold by

**AMERICAN CYANAMID COMPANY
AGRICULTURAL DIVISION
WAYNE, N.J. 07470**


HANGING and CHARGING DIRECTIONS



IMPORTANT:
Leave 12" or more of freeboard
Hang empty bag level and at desired
height. Bottom of bag should be
approximately 4" below backline of
cattle for range or pasture conditions.
On confined cattle, bottom of bag
should be started 6" to 12" over the
backline, and gradually lowered for
best results.



Insert one or two WARBEX famphur
Dust cartridges.



Slash cartridges. (It is not necessary
to remove poly cartridge.)
If one cartridge is used, allow dust
to spill on each side of "V" void.
If two cartridges are used, stand one
on each side of "V" void.
Tie valve. Tuck back inside inner
dust bag.

THE CATTLE DO THE REST!

64

6