

pm16

241-53

7/16

Bag Label  
Front Panel

LOW ODOR

**RESTRICTED USE PESTICIDE**

Due to acute oral and dermal toxicity; and bird toxicity.

For retail sale to and use only by Certified Applicators or persons under their direct supervision.

**ACCEPTED**  
JUL 3 1985  
Federal Insecticide,  
Fungicide, and Rodenticide Act,  
registered under  
EPA Reg. No. 241-53

**THIMET® 10-G**  
soil and systemic insecticide

**Active Ingredient:**

Phorate (0,0-diethyl S-[(ethylthio) methyl]phosphorodithioate)	10.0%
Inert Ingredients	90.0%
<b>Total</b>	<b>100.0%</b>

EPA Reg. No. 241-53-AA

EPA Est. No. 241-MO-1

(12 pt. type)

**KEEP OUT OF REACH OF CHILDREN**

POISON



DANGER

**PELIGRO!**

**PRECAUCION AL USUARIO:** Si usted no lee inglés, no use este producto hasta que la etiqueta le haya sido explicada ampliamente.

**FIRST AID**

If **swallowed**, drink one or two glasses of water and induce vomiting by touching back of throat with finger. Do not induce vomiting or give anything by mouth to an unconscious person. Avoid alcohol. Get medical attention.

If **inhaled**, remove to fresh air. If not breathing, give artificial respiration, preferably mouth-to-mouth. If breathing is difficult, give oxygen. Get medical attention.

If **on skin**, wash thoroughly with soap and water. Remove contaminated clothing and shoes. Wash clothing and decontaminate shoes before reuse.

If **in eyes**, immediately flush eyes with plenty of water. Get medical attention.

**Antidote:** Atropine is an antidote.

(4/1/85)

Bag Label  
Front Panel (Cont'd.)

---

**NOTE TO PHYSICIANS:** Warning symptoms include weakness, headache, tightness in chest, blurred vision, nonreactive pinpoint pupils, salivation, nausea, vomiting, diarrhea, and abdominal cramps. Give atropine intramuscularly or intravenously, depending on severity of poisoning, 2 to 4 milligrams every 10 minutes until fully atropinized as shown by dilated pupils, dry flushed skin and tachycardia. Twenty to thirty milligrams, or more, may be required during the first 24 hours. Never give opiates or phenothiazine tranquilizers. Clear chest by postural drainage. Artificial respiration or oxygen administration may be necessary. Observe patient continuously for at least 48 hours. Allow no further exposure to any cholinesterase inhibitor until cholinesterase regeneration has taken place as determined by blood tests.

Pralidoxime chloride (2-PAM; PROTOPAM chloride) may be effective as an adjunct to atropine. Use according to label directions.

---


See Back Panel for Additional Precautionary Statements.

Net Weight: 50 lbs.  
22.68 kg.

24638-20

D75

•Registered trademark of American Cyanamid Company



**PRECAUTIONARY STATEMENTS****HAZARDS TO HUMANS AND DOMESTIC ANIMALS****DANGER!**

Fatal if swallowed, inhaled or absorbed through the skin. Do not breathe dust. Do not get in eyes, on skin, or on clothing.

Wear freshly laundered, long-sleeved work clothing daily. While transferring from package to equipment, wear a clean cap, gloves (rubber or cotton) and goggles. If cotton gloves are used, they must be laundered or discarded after each day's use. Rubber gloves should be washed with soap and water after each use. Do not wear the same gloves for other work. Destroy and replace gloves frequently.

In case of contact, immediately remove contaminated clothing and wash skin thoroughly with soap and water. Launder clothing and decontaminate shoes before reuse. Wash thoroughly with soap and water before eating or smoking. Bathe at the end of the work day and change clothing.

**Do Not Breathe Dust**

Wear a face mask or other respiratory equipment while emptying bags of product into a hopper. While emptying bags into equipment, pour downwind and allow as little free fall as possible. Do not pour at face level and do not allow dust to reach the breathing zone.

**Do Not Contaminate Food or Feed Products**

Once a bag has been opened, use it completely. Make sure the hoppers are emptied while still in the field. Refer to STORAGE AND DISPOSAL statement for further instructions.

**Keep all unprotected persons out of operating areas.**

Do not apply this product in such a manner as to directly or through drift expose workers or other persons.

**Keep Out of Reach of Domestic Animals.****Not for Use or Store In or Around the Home.****RE-ENTRY STATEMENT**

Do not enter treated areas without protective clothing until treatments have been completed.

Because certain states may require more restrictive re-entry intervals for various crops treated with this product, consult your State Department of Agriculture for further information.

Written or oral warnings must be given to workers who are expected to be in a treated area or in an area about to be treated with this product. When oral warnings are given, warnings shall be given in a language customarily understood by workers. Oral warnings must be given if there is reason to believe that written warnings cannot be understood by workers. Written warnings must include the following information: DANGER. Area treated with THIMET on (date of application). Do not enter without protective clothing.

Fields may be re-entered on day of treatment with soil applications of THIMET 10-G. Do not enter corn fields within 7 days after plants have been treated with foliar applications.

### ENVIRONMENTAL HAZARDS

---

Product is toxic to fish, shrimp, crab, birds and other wildlife. Birds and other wildlife in treated areas may be killed. Keep out of lakes, streams, ponds, tidal marshes and estuaries. Do not apply where runoff is likely to occur. Do not apply when weather conditions favor drift from areas treated. Do not contaminate water by cleaning of equipment or disposal of wastes. Shrimp and crab may be killed at application rate recommended on this label. Do not apply where these are important resources. Apply this product only as specified on this label.

This pesticide is toxic to bees exposed to direct application. Applications should be timed to coincide with periods of minimum bee activity, usually between late evening and early morning.

---

### STORAGE AND DISPOSAL

#### Storage

Store pesticide products in a secure locked area where children, unauthorized persons and animals cannot enter. Do not store in the same area with food or feed. Do not store opened bags.

#### Prohibitions

Do not contaminate water, food or feed by storage or disposal. Open dumping is prohibited. Cover or incorporate spills.

#### Pesticide Disposal

Pesticide wastes are acutely hazardous. Improper disposal of excess pesticide, spray mixture, or rinsate is a violation of Federal Law. If these wastes cannot be disposed of by use according to label instructions, contact your state pesticide or Environmental Control Agency, or the hazardous waste representative at the nearest FPA Regional Office for guidance.

#### Container Disposal

Completely empty bag into application equipment. Then dispose of empty bag in a sanitary landfill or by incineration, or, if allowed by state and local authorities, by burning. If burned, stay out of smoke.

#### General

Consult federal, state or local disposal authorities for approved alternative procedures such as limited open burning.

---

pm 16

241-53

5 of 16

-5-

**CALL A PHYSICIAN AT ONCE IN ALL CASES OF SUSPECTED POISONING.**


**DIRECTIONS FOR USE**

It is a violation of Federal Law to use this product in a manner inconsistent with its labeling.

This label must be in the possession of the user at the time of pesticide application.

**BEFORE USING, READ PRECAUTIONARY STATEMENTS.**

THIMET should be applied with a granular pesticide applicator properly calibrated to assure accurate placement and proper dosage. Cover granules that may be exposed on the ends of the treated rows and turns and loading areas by deep discing immediately after treating fields. After applying THIMET, do not rotate the treated field to food or feed crops that are not on the THIMET label.



**CROPS**

Crop	Pests Controlled	Rate of THIMET 10-G	Application
BEANS At Planting	Mexican bean beetles	9.0-18.6 ozs. per 1,000 ft. of row for any row spacing (minimum 30-inch spacing).	Drill granules to the side of the seed.
	Leafhoppers Aphids Lygus bugs Thrips Mites Seedcorn maggots	9-14 ozs. per 1,000 ft. of row for any row spacing (minimum 30-inch spacing)	
	Seedcorn maggots		Apply granules in a band over the row.

504 4

504 4



CROPS (Continued)

PM116

Crop	Pests Controlled	Rate of THIMET 10-G	Application	Remarks
FIELD CORN AND SWEET CORN (excluding popcorn)	Corn rootworms Wireworms White grubs Seedcorn maggots Seedcorn beetles Flea beetles Mites	12 ozs. per 1,000 ft. of row for any row spacing (minimum 30-inch row spacing)	Place granules in a 7-inch band over the row directly behind the planter shoe in front of or behind the press wheel.	Do not place THIMET granules in direct contact with seed. One additional application can be applied at cultivation OR over corn later in the season.
At Planting				
FIELD CORN AND SWEET CORN (excluding popcorn)	Corn rootworms		Apply granules to base of plants or over the top of plants just ahead of cultivation shovels so as to cover granules with soil.	Do not make any applications of THIMET after cultivation treatment.
At Cultivation				
FIELD CORN (excluding sweet and popcorn)	Chinch bug nymphs (Colorado, Kansas, and Nebraska)		Apply granules to base of plants or over the top of plants just ahead of cultivation shovels so as to cover granules with soil. Apply as soon as chinch bug nymphs are observed at base of plants. Granules must be placed at the infested region of the plants and adequately covered with soil.	Later infestations of chinch bugs may not be controlled.  Do not make any applications of THIMET after cultivation treatment.
At Cultivation				

241-53

7/2/16



CROPS (Continued)

PM 16

Crop	Pests Controlled	Rate of THIMET 10-G	Application	Remarks
FIELD CORN (excluding sweet and popcorn)	European corn borer (1st brood)	10.0 lbs. per acre	Apply granules into the whorl of the plant prior to tassel emergence.	Do not graze or cut for forage within 30 days of treatment. Do not make more than one application over the plant. Do not apply under prolonged drought conditions. Consult your state experiment or state extension service for proper timing of application.
Over the Plant	Corn leaf aphids Mites		Broadcast the granules evenly over the top of plants by air or ground equipment.	
COTTON	Early season control of: Thrips Mites Leaf miners	6.0 ozs. per 1,000 ft. of row for any row spacing (minimum 36-inch spacing)	Distribute the granules evenly in the furrow at planting time. Soil temperature, moisture and tilth should be favorable for good germination and emergence.	Suggested for areas where a limited period of protection against early season pests is necessary for good cotton growth. Use 1.5 lbs. THIMET 20-G per acre for hill-dropped cotton.
At Planting	Mites Thrips Aphids Black cutworms Leafhoppers White flies Leaf miners	12.0-18.0 ozs. per 1,000 ft. of row for any row spacing (minimum 36-inch spacing)	Distribute the granules evenly in the furrow at planting time. Soil temperature, moisture and tilth should be favorable for good germination and emergence. Under adverse conditions plant stand may be affected.	Recommended for areas requiring an extended period of mite control as well as early season protection against other cotton pests. The higher rate is suggested for heavier soils.

541-53

8-16



CROPS (Continued)

PM16

Crop	Pests Controlled	Rate of THIMET 10-G	Application	Remarks
COTTON Side-Dressing (Irrigated Cotton Only)	Mites from spring to early summer	18.0-24.0 ozs. per 1,000 ft. of row for any row spacing (minimum 36-inch spacing)	Incorporate granules into the soil as a side-dress appli- cation deep enough to avoid disturbance by future cultivations.	Irrigate as soon as possible after treatment. Do not apply later than 60 days before harvest.
PEANUTS At Planting	Thrips Leafhoppers	11.0 ozs. per 1,000 ft. of row for any row spacing (minimum 24-inch spacing)	Distribute the granules evenly in the furrow at planting time. For best results, plant peanuts when soil temperatures are favorable for establishing good peanut stands.	Do not graze or feed treated hay or forage.
PEANUTS At Pegging	Southern corn rootworms and Leafhoppers	22.0 ozs. per 1,000 ft. of row for any row spacing (minimum 24-inch spacing)	Distribute the granules as a band over the fruiting zone at pegging time. Work into the top few inches of soil immediately.	Do not graze or feed treated hay or forage.

241-53

004

0040

9/16


PM 16

CROPS (Continued)

Crop	Pests Controlled	Rate of THIMET 10-G	Application	Remarks
POTATOES At Planting	Aphids Leafhoppers Leaf miners Psyllids Wireworms Flea beetle larvae and reduction of flea beetle adults	Light or Sandy Soils: 22.6 ozs. per 1,000 ft. of row for any row spacing (minimum 32-inch spacing)  Heavy or Clay Soils: 34.6 ozs. per 1,000 ft. of row for any row spacing (minimum 32-inch spacing)	Distribute the granules evenly in the furrow or band on each side of the row.	Wait 90 days after treatment before harvesting potatoes.  Do not use for Colorado potato beetle control in the Northeast United States.
	Colorado potato beetle (early season control)	Heavy or Clay Soils: 34.6 ozs. per 1,000 ft. of row for any row spacing (minimum 32-inch spacing)		

241-53

10/16



CROPS

PM 16

Crop	Pests Controlled	Rate of THIMET 10-G	Application	Remarks
SORGHUM At Planting	Greenbugs	12.0 ozs. per 1,000 ft. of row for any row spacing (minimum 30-inch spacing)	Place granules in a 7-inch band over the row OR drill 1 inch below and 2 inches to the side of the seed.	Do not place THIMET granules in direct contact with seed. A second application of granules may be applied topically later in the season.
SORGHUM At Cultivation	Chinch bug nymphs (Colorado, Kansas, Nebraska)		Apply granules to base of plants or over the top of plants just ahead of cultivation shovels so as to cover granules with soil. Apply as soon as chinch bug nymphs are observed at base of plants. Granules must be placed at the infested region of the plants and adequately covered with soil.	Later infestations of chinch bugs may not be controlled.  Do not make any application of THIMET after cultivation treatment.  Do not feed foliage before grain harvest.
SORGHUM Over the Plant	Greenbugs Banks grass mites	9.8 lbs. per acre	Broadcast granules into the whorls of the plants by air or ground equipment.	Make only one application after plant emergence. Do not apply within 28 days of harvest.

241-53

04.043

11/16

CROPS

PM16

Crop	Pests Controlled	Rate of THIMET 10-G	Application	Remarks
SOYBEANS At Planting	Mexican bean beetles Leafhoppers Lygus bugs Thrips Aphids Mites Seedcorn maggots <hr/> Seedcorn maggots	18.0 ozs. per 1,000 ft. of row for any row spacing (minimum 30-inch row spacing)	Drill granules to the side of the seed. <hr/> Place granules in a 7-inch band over the row directly behind the planter shoe in front of the press wheel.	Do not place THIMET granules in direct contact with seed. Do not feed the foliage of treated soybeans. Crop injury may result when preplant incor- porated or preemergence applications of metri- buzine herbicides are used in conjunction with this product or other soil-applied organophosphate pesticides.
SUGAR BEETS At Planting	Aphids Beet root maggots Leafhoppers Mites Leaf miners	9.0 ozs. per 1,000 ft. of row for any row spacing (minimum 20- inch spacing)	Drill granules to the side of the seed OR place granules in a band over the row.	Do not place THIMET granules in direct contact with the seed. Do not apply within 30 days of harvest. Do not feed sugar beet tops or silage to dairy cattle. Consult your state experiment station or state extension service for proper timing of application in your area.
SUGAR BEETS Postemergence	Mites Aphids	9.8-15.0 lbs. per acre	Apply to foliage when plants are dry. Use the higher rate on dense foliage for good coverage. Foliar application by air may be used for aphid control when wet soil pro- hibits ground application.	

241-53

12816

pm 16

Crop	Pests Controlled	Rate of THIMET 10-G	Application	Remarks
SUGAR CANE (Florida)	Wireworms	39.0 lbs. per acre	Apply in a 10-12 inch band directly on the seed piece and surrounding soil in the open furrow immediately before covering.	
WHEAT At Planting	Grasshoppers Aphids (Western and North Central States only) Hessian fly	2.4 ozs. per 1,000 ft. or row for any row spacing (minimum 8-inch spacing)	Apply the granules in the seed furrow.	Do not feed or graze foliage within 45 days of treatment. Do not make any later applications after planting time treatment.
WHEAT Over the Plant	Aphids (Western States only)	9.8 lbs. per acre	Broadcast the granules evenly over the field by air equipment when aphids first appear.	Do not apply over plants if application was made at planting time. Do not make more than one application over the plants. Do not apply within 70 days of harvest of grain. Do not feed or graze foliage within 28 days of treatment.

241-53

004

00403

13816

TYPICAL APPLICATION RATES FOR VARIOUS ROW SPACINGS

Row Spacing	Rate Oz./1,000 Ft. of Row														
	1.6 oz.	2 oz.	4 oz.	6 oz.	8 oz.	10 oz.	12 oz.	14 oz.	16 oz.	18 oz.	20 oz.	22 oz.	24 oz.	30 oz.	34 oz.
40"				4.9	6.5	8.2	9.8	11.4	13.1	14.7	16.3	18.0	19.6	24.5	27.8
38"				5.2	6.9	8.6	10.3	12.0	13.7	15.5	17.2	18.9	20.6	25.7	29.2
36"				5.4	7.3	9.1	10.9	12.7	14.5	16.3	18.2	20.0	21.8	27.2	30.8
34"				5.6	7.7	9.7	11.6	13.5	15.4	17.4	19.3	21.3	23.2	28.9	32.8
32"				6.1	8.2	10.2	12.3	14.3	16.3	18.3	20.5	22.4	24.6	30.6	34.6
30"				6.5	8.7	10.9	13.1	15.2	17.4	19.6	21.8	24.0	26.1	32.6	37.0
26"				7.1	9.5	11.8	14.2	16.6	18.9	21.3	23.7	26.0	28.4	35.5	40.2
24"			5.4	8.2	10.9	13.6	16.3	19.1	21.8	24.5	27.2	30.0	32.7	40.9	46.3
22"			5.9	8.9	11.9	14.9	17.9	21.0	24.0	26.9	29.9	33.0	35.9	45.0	50.9
20"			6.5	9.8	13.1	16.3	19.6	22.8	26.1	29.3	32.6	35.9	39.1	48.9	55.4
16"			8.2	12.3	16.3	20.5	24.6	28.7	32.7	36.8	40.9				
12"		5.4	10.9	16.3	21.8	27.2	32.7	38.1	43.6						
8"	6.5	8.2	16.3	24.6	32.7	40.9									
6"	8.7	10.9	21.8	32.7	43.6										


EQUIVALENT POUNDS PER ACRE

CALIBRATION INFORMATION

FIRST READ THE LABEL

It is important that applicator equipment be properly set to deliver the labeled rate. The table below contains suggested starting gauge settings for calibration at planting speeds of 5 or 7 mph and application rates of 4.5, 6.0 or 9.0 oz./1000 ft. of row.

NOTE: The settings in this table SHOULD ONLY BE USED AS STARTING POINTS. Continually check the amount of THIMET 10-G used against a known length of row and make further adjustments accordingly. Also check calibration occasionally to make sure equipment wear, changing moisture conditions, etc. have not caused a change in flow rate.



PM16

241.53

14816

New Noble	6	8	11	8	11	14
Old Noble	8	11	16	12	15	22
International Harvester	1/5	1/7	2/1	1/7	2/0	2/8
New John Deere	9	13	20	13	19	26
Newest John Deere <sup>2</sup>	9	11	14	11	13	17
Old John Deere	1/23	1/26	2/3	1/26	1/32	2/14
Allis Chalmers	4	5	7	4	5	7

<sup>1</sup> Suggested starting point only.  
<sup>2</sup> aluminum funnel.

### DISCLAIMER

The label instructions for the use of this product reflect the opinion of experts based on field use and tests. The directions are believed to be reliable and should be followed carefully. However, it is impossible to eliminate all risks inherently associated with use of this product. Crop injury, ineffectiveness or other unintended consequences may result because of such factors as weather conditions, presence of other materials, or the use or application of the product contrary to label instructions, all of which are beyond the control of American Cyanamid Company. All such risks shall be assumed by the user.

American Cyanamid Company warrants only that the material contained herein conforms to the chemical description on the label and is reasonably fit for the use therein described when used in accordance with the directions for use, subject to the risks referred to above.


Any damages arising from a breach of this warranty shall be limited to direct damages and shall not include consequential commercial damages such as loss of profits or values or any other special or indirect damages.

American Cyanamid Company makes no other express or implied warranty, including any other express or implied warranty of FITNESS or of MERCHANTABILITY.

In case of an emergency endangering life or property involving this product, call collect, day or night, Area Code 201-835-3100.



American Cyanamid Company  
 Agricultural Division  
 Crop Protection Chemicals Department  
 Wayne, NJ 07470 c 1984



PM 16

241-53

16 of 16

-16-

Side Panel

DOT-45D

POISON

6

DOT-E6296

ORGANIC PHOSPHATE COMPOUND  
MIXTURE, DRY

THIMET<sup>®</sup>  
soil and systemic insecticide

