



U.S. ENVIRONMENTAL PROTECTION AGENCY
 Office of Pesticide Programs
 Registration Division (7505P)
 1200 Pennsylvania Ave., N.W.
 Washington, D.C. 20460

EPA Reg. Number:

239-2769

Date of Issuance:

7/8/20

NOTICE OF PESTICIDE:

Registration
 Reregistration
 (under FIFRA, as amended)

Term of Issuance:

Unconditional

Name of Pesticide Product:

GC 1344

Name and Address of Registrant (include ZIP Code):

The Scotts Company
 D/B/A The Ortho Group
 P.O. Box 190
 Marysville, OH 43040

Note: Changes in labeling differing in substance from that accepted in connection with this registration must be submitted to and accepted by the Registration Division prior to use of the label in commerce. In any correspondence on this product always refer to the above EPA registration number.

On the basis of information furnished by the registrant, the above named pesticide is hereby registered under the Federal Insecticide, Fungicide and Rodenticide Act.

Registration is in no way to be construed as an endorsement or recommendation of this product by the Agency. In order to protect health and the environment, the Administrator, on his motion, may at any time suspend or cancel the registration of a pesticide in accordance with the Act. The acceptance of any name in connection with the registration of a product under this Act is not to be construed as giving the registrant a right to exclusive use of the name or to its use if it has been covered by others.

This product is unconditionally registered in accordance with FIFRA section 3(c)(5) provided that you:

1. Submit and/or cite all data required for registration/reregistration/registration review of your product when the Agency requires all registrants of similar products to submit such data.

Signature of Approving Official:

Erik Kraft, Product Manager 24
 Fungicide Herbicide Branch, Registration Division (7505P)

Date:

7/8/20

2. Make the following label changes before you release the product for shipment:
 - Revise the EPA Registration Number to read, “EPA Reg. No. 239-2769.”
3. Submit one copy of the revised final printed label for the record before you release the product for shipment.

Should you wish to add/retain a reference to the company’s website on your label, then please be aware that the website becomes labeling under the Federal Insecticide Fungicide and Rodenticide Act and is subject to review by the Agency. If the website is false or misleading, the product would be misbranded and unlawful to sell or distribute under FIFRA section 12(a)(1)(E). 40 CFR 156.10(a)(5) list examples of statements EPA may consider false or misleading. In addition, regardless of whether a website is referenced on your product’s label, claims made on the website may not substantially differ from those claims approved through the registration process. Therefore, should the Agency find or if it is brought to our attention that a website contains false or misleading statements or claims substantially differing from the EPA approved registration, the website will be referred to the EPA’s Office of Enforcement and Compliance.

If these conditions are not complied with, the registration will be subject to cancellation in accordance with FIFRA section 6. Your release for shipment of the product constitutes acceptance of these conditions. A stamped copy of the label is enclosed for your records. Please also note that the record for this product currently contains the following CSFs:

- Basic CSF dated 02/10/2020

If you have any questions, please contact Marc Sheahin by phone at 703-347-8639, or via email at sheahin.marc@epa.gov.

Enclosure

Note to PM:

Bold, italicized text is information for the reader and is not part of the label.

[Bracketed information is optional.] Text separated by / denotes and/or options.

EPA Reg. No. 239-ETAO

[Herbicide]

[Weed and Grass Killer] [Fence and Yard Edger]

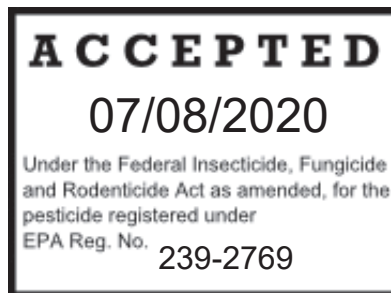
GC 1344

TO PREVENT ACCIDENTAL POISONING; NEVER STORE THIS PRODUCT IN FOOD, DRINK OR UNLABELED CONTAINERS.

ACTIVE INGREDIENTS

Diquat dibromide	2.53%
Fluazifop-P-Butyl	0.84%
Dicamba, Dimethylamine salt	0.67%

OTHER INGREDIENTS	95.96%
Total	100.00%



KEEP OUT OF REACH OF CHILDREN

CAUTION

See additional precautionary statements and directions for use [on back of container] [in booklet].

EPA Reg. No. 239-NEW

EPA Est. No. XXX-XX-X (*insert EPA Registered Establishment Number(s)*)
[Superscript is first letter of lot number]

Net Contents

FIRST AID	
If on skin	<ul style="list-style-type: none"> • Take off contaminated clothing. • Rinse skin immediately with plenty of water for 15-20 minutes. • Call a poison control center or doctor for treatment advice.
If inhaled	<ul style="list-style-type: none"> • Move person to fresh air. • If person is not breathing, call 911 or an ambulance, then give artificial respiration, preferably mouth-to-mouth if possible. • Call a poison control center or doctor for treatment advice.
If in eyes	<ul style="list-style-type: none"> • IMMEDIATELY hold eye open and rinse thoroughly and gently with water for 15 to 20 minutes. Remove contact lenses, if present, after the first 5 minutes, then continue rinsing eye. Call a poison control center or doctor for treatment.
NOTE TO PHYSICIAN	
If in eyes, treat symptomatically. Symptoms may develop gradually. Severe damage may be caused by apparently trivial contact and healing may be delayed. Medical supervision should be continued until healing is complete.	
Have the product container or label with you when calling poison control center or doctor, or going for treatment. You may also contact 1-877-465-5161 [alternate phone number] for emergency medical treatment information.	

PRECAUTIONARY STATEMENTS

HAZARDS TO HUMANS AND DOMESTIC ANIMALS

CAUTION

Avoid contact with skin or clothing. Wash thoroughly with soap and water after handling and before eating, drinking, chewing gum, using tobacco, or using the toilet. Prolonged or frequently repeated skin contact may cause allergic reactions in some individuals. May cause eye irritation. Avoid contact with eyes. Protective eyewear is strongly recommended when mixing and applying this product.

ENVIRONMENTAL HAZARDS

This pesticide is toxic to fish and aquatic invertebrates. To protect the environment, do not allow pesticide to enter or run off into storm drains, drainage ditches, gutters or surface waters. Applying this product in calm weather when rain is not predicted for the next 24 hours will help to ensure that wind or rain does not blow or wash pesticide off the treatment area. Rinsing application equipment over the treated area will help avoid run off to water bodies or drainage systems.

GROUND WATER ADVISORY:

This chemical has properties and characteristics associated with chemicals detected in groundwater. This chemical may leach into groundwater if used in areas where soils are permeable, particularly where the water table is shallow.

SURFACE WATER ADVISORY:

This product may impact surface water quality due to runoff of rain water. This is especially true for poorly draining soils and soils with shallow ground water. This product is classified as having a high potential for reaching surface water via runoff.

Bold, italicized text is information for the reader and is not part of the label.

[Bracketed information is optional.] Text separated by / denotes and/or options.

NON-TARGET ORGANISM ADVISORY:

This product is toxic to plants and may adversely impact the forage and habitat of non-target organisms, including pollinators, in areas adjacent to the treated site. Protect the forage and habitat of non-target organisms by following label directions intended to minimize spray drift

[WARRANTY INFORMATION]

NOTICE: To the extent consistent with applicable law, buyer assumes all risks of use, storage or handling of this product not in accordance with directions.

DIRECTIONS FOR USE

It is a violation of Federal law to use this product in a manner inconsistent with its labeling.

- Read entire label before using this product.

USE RESTRICTIONS

- **DO NOT** allow people or pets to touch treated plants or enter the treated area until sprays have dried.
- **DO NOT** apply this product in a way that will contact any person or pet, either directly or through drift. Keep people and pets out of the area during application.
- **DO NOT** use measuring utensils including cups and spoons for food purposes after use with pesticides.
- **DO NOT** mow, cut or disturb treated vegetation for at least 7 days following application.
- **DO NOT** use on or around food or feed crops.
- **DO NOT** apply more than 10 oz of product per 350 sq ft in a single application. 10 oz of product contains 0.0168 lb diquat dibromide, 0.0056 lb fluazifop-p-butyl, 0.0044 lb dicamba.
- **DO NOT** apply more than 20 oz per 350 sq ft per year (2 applications of 10 oz). 20 oz of product contains 0.0336 lb diquat dibromide, 0.0112 lb fluazifop-p-butyl, 0.0088 lb dicamba.
- If retreatment is necessary, wait 28 days before making a second application.
- **DO NOT** make more than 2 broadcast applications per year.

Rate Conversion Chart

fl oz product	lb diquate dibromide	lb fluazifop-p-butyl	lb dicamba
5.0	0.0084	0.0028	0.0022
10.0	0.0168	0.0056	0.0044
20.0	0.0336	0.0112	0.0088
32.0	0.0538	0.0179	0.0139
64.0	0.1075	0.0357	0.0278

SPRAY DRIFT ADVISORIES

THE APPLICATOR IS RESPONSIBLE FOR AVOIDING OFF-SITE SPRAY DRIFT. BE AWARE OF NEARBY NON-TARGET SITES AND ENVIRONMENTAL CONDITIONS.

IMPORTANCE OF DROPLET SIZE

An effective way to reduce spray drift is to apply large droplets. Use the largest droplets that provide target pest control. While applying larger droplets will reduce spray drift, the potential for drift will be greater if applications are made improperly or under unfavorable environmental conditions.

HAND HELD TECHNOLOGY APPLICATIONS

Take precautions to minimize spray drift.

Bold, italicized text is information for the reader and is not part of the label.

[Bracketed information is optional.] Text separated by / denotes and/or options.

HOW IT WORKS

[[The three active ingredients in] [The dual action of] [The dual activity of]] GC 1344/this product [provide[s] broad-spectrum control of] [kill[s]] [most] [common] [all types of] weeds and grasses. One ingredient works on contact with visible [results] [burn] within hours. The other two ingredients are absorbed and move within the plant, penetrating deep to kill down to the root. [Insert Marketing Claim from list below]

WHERE TO USE

- [Around perennial landscape plants, shrubs, or trees]
- [Patios, walkways, driveways]
- [Gravel or mulch beds]
- [Along fences, around buildings]
- [Preparing landscaped areas]
- [Lawn renovation]

HOW TO MIX

- [Shake gently before using.]
- Use a tank sprayer made of plastic, aluminum or stainless steel.
- [Remove tamper evident band on bottom of cap.]
- [To measure the right amount of product,] use the [convenient] [easy-measure] cap with volume markings [(inside)].]
- For established and difficult to control weeds, add 10 fl. oz. ([1¼ cups] [20 tablespoons]) to 1 gallon of water.
 - Spot treat or spray uniformly over 350 sq. ft.
- [For easy to control weeds, including seedling weeds] [For weed control], add 5 fl. oz. ([½ cup + 2 tablespoons] [10 tablespoons]) to 1 gallon of water.
 - Spot treat or spray uniformly over 350 sq. ft.
- [To clean sprayer, rinse sprayer and all parts with water three times. Spray rinse water on bare soil or gravel.]

Hose End Dial-Type Sprayer [Optional]

- Set sprayer to the fl. oz./gallon rate.
- Add enough GC 1344/this product to spray your treatment area.
- Close sprayer, attach to hose and apply.

Concentrate Plus Water Type Sprayer [Optional]

- Add GC 1344/this product into the sprayer jar to the required fl. oz. level.
- Add the required amount of water to the gallons level.
- Replace sprayer top on jar and apply.

Hose End Spray Product [Optional]

- [Shake container well before each use.]
- **Connect a garden hose** to the [Hose End Sprayer] nozzle. Make sure the dial on the hose end sprayer is in the “OFF” position [with the safety tab in the valve notch].
- **Turn on water at faucet.** Extend hose to the farthest area to be treated and work back toward the faucet so you don't come in contact with the treated area.

Bold, italicized text is information for the reader and is not part of the label.

[Bracketed information is optional.] Text separated by / denotes and/or options.

- **To begin spraying**, point nozzle toward treatment area and [1.) Bend the safety tab back with your thumb, 2.) Hold safety tab back while turning dial counter clockwise until it stops.] turn the hose end sprayer to the “ON” position. Water will automatically mix with the product.
- **Spray until wet.** Walk at a steady pace while spraying using an even sweeping motion, slightly overlapping treated areas.
- **To stop spraying**, quickly turn the [dial counter clockwise until it stops and the safety tab engages into the notch on the valve] [hose end sprayer to the “OFF” position]. Turn water off at faucet. To relieve pressure before removing nozzle from hose, [bend the safety tab back and turn dial “ON”] [turn the hose end sprayer to the “ON” position] until water stops spraying.

HOW TO APPLY

- Spray only the weeds you want to kill. Thoroughly wet the foliage to cover but **DO NOT** spray to runoff.
- For best results, apply when weeds are actively growing and when the air temperature is above 60°F.
- **DO NOT** spray plants you desire to keep. You may use a cardboard or plastic shield to protect desirable plants from spray.
- Apply when air is calm to prevent drift to desirable plants.
- If desirable plants are accidentally sprayed, rinse them off immediately with plenty of water.

WHAT TO EXPECT

- Sprayed weeds begin to [wilt] [die] within hours after application, with complete kill within [days to] 1-2 weeks.
- A single application controls most [listed] weeds.
- Rainproof: rainfall or watering [15/30] minutes after application will not reduce weed control.
- Perennial landscape plants, trees, and shrubs may be planted 1 day after application.

LAWN RENOVATION/REPLACEMENT

Use GC 1344/this product to kill grass and weeds before planting new lawn.

- **DO NOT** mow within [1 week] [7 days] before spraying or [1 week] [7 days] after spraying.
- Use 10 fl. oz. ([1¼ cups] [20 tablespoons]) to 1 gallon of water for each 350 sq. ft.
- If soil is dry, water every other day for a week before application.
- Wait 7 days after last application to rake, till, or replant with seed or sod.

Note to PM:

Bold, italicized text is information for the reader and is not part of the label.

[Bracketed information is optional.] Text separated by / denotes and/or options.

Weeds Controlled [Optional]

Alder	Cupgrass, Southwestern	Mallow, Common	Pusley, Florida
Aspen, Quaking	Cupgrass, Woolly	Lantana	Quackgrass
Bahiagrass	Cudweed, Purple	Lettuce, Prickly	Rabbitfootgrass
Barley, Wild	Dallisgrass	Little Bitter Cress	Ragweed
Bedstraw	Dandelion	London Rocket	Ragweed, Common
Beggarweed	Dandelion, False	Lovegrass, Diffuse	Ragweed, Giant
Beggarweed, Creeping	Dewberry	Mallow, Venice	(Buffaloweed)
Beggarweed, Florida	Dock, Curly	Marestail (Horseweed)	Ragwort, Tansy
Bermudagrass	Dog fennel (Cypressweed)	Mayweed	Sandbur, Field
Bentgrass	Eveningprimrose	Medic, Black	Sandbur, Southern
Bindweed, Field	Eveningprimrose, Common	Medic, Blue	Sandspur
Blackberry, Wild	Eveningprimrose, Cutleaf	Milkweed	Sesbania, Hemp
Bluegrass	Fennel	Morningglory, Ivyleaf	Shattercane
Bluegrass, Annual	Fescue species	Morningglory, Tall	Shepherdspurse
Bluegrass, Kentucky	Fescue, Tall	Morningglory, Wild	Sida, Prickly (Teaweed)
Brassbuttons	Fiddleneck	Mullein, Common	Smartweed
Broadleaf Signalgrass	Filaree	Mustard, Blue	Smartweed, Green
Bromegrass	Foxtail	Mustard, Tansy	Smartweed, Pennsylvania
Bromegrass, Smooth	Foxtail, Giant	Mustard, Tumble	Smartweed, Swamp
Brownseed	Foxtail, Green	Mustard, Wild	Smooth Cat's Ear
Brome, Downy	Foxtail, Yellow	Nimblewill	Sorghum alnum
Bur clover	Geranium, Wild	Nutsedge (Nutgrass)	Sourdock
Buttercup	Goosegrass	Nutsedge, yellow	Sowthistle
Buttercup, Roughseed	Groundsel, Common	Nutsedge, purple	Sowthistle, Annual
Buttercup, Tall	Guineagrass, Seedling	Oats, wild	Sowthistle, Spiny
Carrot, Wild (Queen Anne's Lace)	Henbit	Oldenlandia	Sprangletop
Catchfly, Nightflowering	Horsenettle	Orchardgrass	Spurge
Cattail	Horseradish	Oxalis	Spurge, Garden
Ceanothus	Ironweed	Oxalis, yellow	Spurge, Leafy
Centipedeagrass	Iceplant	Pampasgrass	Spurge, Prostrate
Chamomile, Corn	Ironweed	Panicum, Fall	Spurge, Spotted
Cheeseweed	Itchgrass	Panicum, Texas	Starthistle, Yellow
Chickweed	Johnsongrass	Paspalum	St. Augustine grass
Chickweed, Common	Johnsongrass, Rhizome	Pennycress, Field	Thistle, Artichoke
Chickweed, Mouseear	Johnsongrass, Seedling	(Fanweed, Frenchweed, Stinkweed)	Thistle, Bull
Clover	Junglerice	Pennywort	Thistle, Canada
Clovers (Annual)	Kikuyugrass	Pigweed	Timothy
Clover, Red	Knapweed	Pigweed, Prostrate	Toadflax, Blue
Clover, Sweet	Knapweed, Black	Pigweed, Redroot	Torpedograss
Clover, White	Knapweed, Diffuse	(Carelessweed)	Trumpetcreper
Cockle, White	Knapweed, Russian	Pigweed, Rough	(Buckvine)
Cocklebur	Knapweed, Spotted	Pigweed, Smooth	Vaseygrass
Cogongrass	Knawel	Pigweed, Tumble	Velvetleaf
Coral bead	Knotweed	Plantain	Virginia Creeper
Crabgrass	Kochia	Plantain, Broadleaf	Whitetop
Crabgrass, Hairy	Ladysthumb	Plantain, Buckhorn	Wild Oats
Crabgrass, Large	Lambsquarters	Plantain, common	Wild Proso Millet
Crabgrass, Smooth	Lambsquarters, Common	Puncturevine	Wirestem Muhly
Crabgrass, Southern	Maiden Cane	Purslane	Witchgrass
Crabgrass, Tropical	Mallow	Purslane, Common	Yarrow
Creeping Charlie			Yarrow, Common
Cupgrass, Prairie			

Note to PM:

Bold, italicized text is information for the reader and is not part of the label.

[Bracketed information is optional.] Text separated by / denotes and/or options.

EPA Reg. No. 239-ETAO

STORAGE AND DISPOSAL

Do not contaminate water, food, or feed by storage and disposal.

Pesticide Storage

Store in a cool, dry place. Keep container closed and away from food, feedstuffs, and domestic water supplies.

Container Handling (*consumer products*)

If empty: Nonrefillable container. Do not reuse this container. Place in trash or offer for recycling if available.

If partly filled: Call your local solid waste agency or [1-800-888-8372 [Alternate phone number]] for disposal instructions. Never place unused product down any indoor or outdoor drain.

Comprehensive List of Marketing Claims [Optional]

The following claims may or may not appear on any label panel or in advertising. Appropriate formula and company specific information will be inserted on Final Printed Label to replace "X".

1. Absorbed into both broadleaf and grass weeds
2. Experience the GC 1344 Advantage ([peel back this panel for details] [see details inside/underneath this booklet] [see details on back panel])
3. Peel/Open Here
4. [Open] Resealable Label for Directions and Precautions
5. Press to Reseal
6. Kills [annual and perennial] weeds, grasses and other unwanted plants
7. For weed control - kills weeds and grasses in [1-2 weeks] [2-4 weeks] - roots and all
8. [Proven] [Trusted] performance
9. Guaranteed effective: Kills [over 150] [over 175] types of weeds and grasses, roots and all, with just one application
10. One application kills [over 150] [over 175] types of weeds and grasses, roots and all
11. Kills [over 150][over 175] weeds
12. Kills [to] the root [guaranteed]
13. Kills [the toughest weeds and grasses to] the root so [weeds] [they] don't come back
14. Kills the root so weeds don't come back
15. Kills the roots of [both] broadleaf and grassy weeds
16. Kills the weed you see and the root [you don't]
17. Kills unwanted weeds and grasses, roots and all
18. Kills weeds, roots and all
19. Kills weeds and grasses down to the root
20. Kills [all types of] [most/many/common] weeds [and grasses]
21. [A] single application controls most/many/common [listed] weeds
22. Spray the leaves to kill the root
23. Individual results may vary
24. For outdoor residential use
25. No root. No weed. No Problem.
26. Provides maximum control: Kills weeds to the root.
27. Speeds absorption to the root for complete kill
28. Begins [absorbing] [working] on contact
29. Dead [weeds] in a day
30. For weeds that are dead in [a] [one] day
31. [Next day] [This weekend] results: [Begins] [Starts] killing on contact, visible results in/as fast as [1 hour] [2 hours] [3 hours] [4 hours] [24 hours] [hours]
32. [See] [Visible] results in/as fast as [1] [2] [3] [4] hours
33. Works in hours
34. Starts [to kill] [working] immediately
35. Absorbs on contact, starts working immediately
36. Begins to kill on contact
37. Works when absorbed by the foliage of weeds
38. Overnight results
39. Ideal for killing unwanted weeds and grasses throughout your yard.

40. Use along fences; in cracks of walks, drives and patios; and around perennial beds, trees and shrubs
41. Kills weeds around perennial beds, around trees, shrubs and fences, and on patios, paths, sidewalks, sidewalk cracks, walkways, and driveways
42. Can be used many places weeds and grasses grow, including patios, walkways, and driveways; along fences; in landscaping beds; or around perennials, shrubs and trees
43. Kills grasses and [broadleaf] weeds in - Patios - Driveways - Sidewalks - Ornamental Gardens
44. [For use on:] Patios, walkways, driveways, sidewalks, ornamental gardens, landscapes
45. [Spray weeds] [Use] in perennial beds, around trees, shrubs and around fences, and on patios, paths, sidewalks, sidewalk cracks, walkways, and driveways
46. [Use] For Weed Control: Use along fences, paths, patios, sidewalks and driveways, around trees, shrubs, ornamental plantings, perennial beds and buildings, and in brick and gravel walkways
47. Use to trim and edge landscape areas
48. [Use] For Spot Spraying: Use in and around perennial beds, ornamental trees, shrubs, fences, driveways and walkways
49. For control that [doesn't] [won't] wash away
50. Guaranteed effective results even if it rains within hours
51. Won't be washed away by rain or watering [15 minutes] [30 minutes] after treatment
52. Rainfast/rainproof in [15 minutes] [30 minutes]
53. Rain and waterproof in [15 minutes] [30 minutes or less]
54. Once it enters the plant, it won't wash off
55. Rainfast/rainproof in [15/30] minutes - enters the plant on contact
56. Won't wash off
57. Won't wash away
58. Waterproof
59. Weatherproof
60. Triple-Action [formula]
61. [This product/formula] [combines] 3/three actives/active ingredients [combined] [to] deliver both visible results within hours and deep penetration to kill the roots
62. [3/three/triple] actives/active ingredients [combination]*
63. [Combines] 3/three/triple actives/active ingredients [combination]
64. Dual Activity
65. Concentrated for extra value
66. Economical concentrate formula
67. Economical
68. [Insert value]% more in each bottle
69. Bonus size [Insert value]% more
70. Twin pack/size
71. Value pack/size
72. Larger size*[, covers up to XXXX sq ft] [Note to reviewer: 32 oz treats up to 1120 sq ft, 64 oz treats up to 2,240 sq ft]
73. Fast-acting [formula]
74. Fast-acting formula moves to the root more quickly
75. Quick kill formula
76. Concentrated formula
77. Concentrate
78. Completely kills even the toughest weeds and grasses

Note to PM:

Bold, italicized text is information for the reader and is not part of the label.

[Bracketed information is optional.] Text separated by / denotes and/or options.

79. Cap is a measuring cup
80. Drain-back cap/ spout
81. Easy measure cap
82. With [the convenient] measuring cup/cap
83. Measuring cup/cap included
84. Make only what you need
85. Easy to apply with a tank or [hand held] sprayer
86. Kills to the root so weeds don't come back
87. Water-based formula
88. Low odor
89. [Container] treats/covers [up to] xxxx sq. ft. [Note to reviewer: 32 oz treats up to 1120 sq ft, 64 oz treats up to 2,240 sq ft]
90. Coverage may vary based on the number, type or size of weeds treated in a given area
91. [Container] makes [up to] xxxx gallons [of spray solution] [Note to reviewer: 10 oz makes 1 gallon of spray solution]
92. Spot treat or spray evenly [each gallon of spray solution] over 350 sq ft
93. Guaranteed [We Guarantee It] [or Your Money Back]
94. Dead Weeds Guaranteed [or Your Money Back]
95. Satisfaction guaranteed or we will gladly refund purchase price
96. Satisfaction guaranteed or your money back with proof of purchase
97. Insert company Promise - satisfaction guaranteed
98. ACE Quality since 1924
99. Ready to spray

* vs./compared to [insert bottle size]

Note to PM:

EPA Reg. No. 239-ETAO

Bold, italicized text is information for the reader and is not part of the label.



[Bracketed information is optional.] Text separated by / denotes and/or options.

The ***insert company name*** Guarantee: If for any reason you, the consumer are not satisfied with this product, mail us your original proof of purchase to obtain a full refund of your purchase price.

Consumer Guarantee: If for any reason you are not satisfied after using this product, simply send us original proof of purchase and we will refund the purchase price.

The ***[insert company/brand]*** Promise: If this [company/brand] product when used for the intended purpose fails to give you complete satisfaction return the item to the [company] store where purchased for free replacement of the same or similar item.

Questions or Comments?

[Call] [800 number] [icon phone]  [or visit [our website at]] [www._____.com] [icon computer] 

©20XX ***Insert Company Name.*** [World rights reserved.]

Manufactured for/Sold by/Made for/Produced for:
The Ortho Group
PO Box 190
Marysville, OH 43040

Insert trademark statement

[Assembled in/Made in/Product of] [USA/Insert Country]