



UNITED STATES ENVIRONMENTAL PROTECTION AGENCY
WASHINGTON, DC 20460

OFFICE OF CHEMICAL SAFETY
AND POLLUTION PREVENTION

April 29, 2020

Ms. Mandy Slack
Senior Analyst Regulatory Affairs
The Scotts Company
The Ortho Group
P.O. Box 190
Marysville, OH 43040

Subject: Notification per PRN 98-10 – Add marketing claims
Product Name: GC RTU X
EPA Registration Number: 239-2761
Application Date: March 23, 2020
Decision Number: 562169

Dear Ms. Slack:

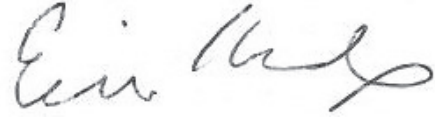
The Agency is in receipt of your Application for Pesticide Notification under Pesticide Registration Notice (PRN) 98-10 for the above referenced product. The Registration Division (RD) has conducted a review of this request for its applicability under PRN 98-10 and finds that the action requested falls within the scope of PRN 98-10.

The label submitted with the application has been stamped “Notification” and will be placed in our records.

Should you wish to add/retain a reference to the company’s website on your label, then please be aware that the website becomes labeling under the Federal Insecticide Fungicide and Rodenticide Act and is subject to review by the Agency. If the website is false or misleading, the product would be misbranded and unlawful to sell or distribute under FIFRA section 12(a)(1)(E). 40 CFR 156.10(a)(5) list examples of statements EPA may consider false or misleading. In addition, regardless of whether a website is referenced on your product’s label, claims made on the website may not substantially differ from those claims approved through the registration process. Therefore, should the Agency find or if it is brought to our attention that a website contains false or misleading statements or claims substantially differing from the EPA approved registration, the website will be referred to the EPA’s Office of Enforcement and Compliance.

If you have any questions, you may contact BeWanda Alexander at (703)347-0313 or by email at alexander.bewanda@epa.gov.

Sincerely,

A handwritten signature in black ink, appearing to read "Erik Kraft". The signature is written in a cursive style with a large, sweeping flourish at the end.

Erik Kraft, Product Manager 24
Fungicide and Herbicide Branch
Registration Division (7505P)
Office of Pesticide Programs

NOTE:

Bold, italicized text is information for the reader and is not part of the label.
[Bracketed information is optional text]. Text separated by / denotes and/or options.

EPA Reg. No. 239-2761

NOTIFICATION

239-2761

The applicant has certified that no changes, other than those reported to the Agency have been made to the labeling. The Agency acknowledges this notification by letter dated:

04/29/2020

GC RTU X

Alternate Brand Name:

- Ortho GroundClear Year Long Vegetation Killer

Active Ingredients:

Imazapyr, isopropylamine salt.....	0.09%
Pelargonic Acid and related fatty acids	2.00%
Other Ingredients:	<u>97.91%</u>
Total	100.00%

THIS PRODUCT CONTAINS:

0.0062 lb of imazapyr acid equivalent per gallon or 0.074%
0.1669 lb of pelargonic acid and related fatty acids per gallon

KEEP OUT OF REACH OF CHILDREN

CAUTION

See [back] [side] [other] [panel] [booklet] for additional precautionary statements.

NET CONTENTS: XX FL OZ (X GAL/QT/PT) XX [L/mL]

Bold, italicized text is information for the reader and is not part of the label.

[Bracketed information is optional text]. Text separated by / denotes and/or options.

PRECAUTIONARY STATEMENTS

HAZARDS TO HUMANS & DOMESTIC ANIMALS

CAUTION: Causes moderate eye irritation. Avoid contact with eyes or clothing. Wash thoroughly with soap and water after handling and before eating, drinking, chewing gum, using tobacco or using the toilet.

FIRST AID

IF IN EYES: Hold eye open and rinse slowly and gently with water for 15-20 minutes. Remove contact lenses, if present, after first 5 minutes, then continue rinsing eye. Call a poison control center or doctor for treatment advice.

Have the product container or label with you when calling a poison control center or doctor, or going for treatment. You may also contact 1-877-465-5161 for emergency medical treatment information.



ENVIRONMENTAL HAZARDS

This product is toxic to plants. Drift and run-off may be hazardous to plants in water adjacent to treated areas. To protect the environment, do not allow pesticide to enter or run off into storm drains, drainage ditches, gutters or surface waters. Applying this product in calm weather when rain is not predicted for the next 24 hours will help to ensure that wind or rain does not blow or wash pesticide off the treatment area.

DIRECTIONS FOR USE:

It is a violation of Federal law to use this product in a manner inconsistent with its labeling. Read entire label.

RESTRICTIONS

- DO NOT enter or allow others to enter treated areas until sprays have dried. [⚠️]
- DO NOT apply this product in a way that will contact any person or pet, either directly or through drift.
- Keep people and pets out of the area during application.
- DO NOT use on lawns, on or around fruits, vegetables, flowers, or over the root zone of shrubs or trees.
- DO NOT apply to slopes [areas shaded in color] as movement on soil surface may damage desirable plants down the slope. 
- DO NOT apply next to fence if desirable plants are growing on the other side or if future planting is intended.
- DO NOT apply in areas where you want [other/ornamental] plants to grow.
- DO NOT use before planting lawns, fruits, vegetables, flowers, or other plants because GC RTU X/this/the product remains active in soil for up to one year. In heavy clay soil, weed control may exceed one year.
- To avoid damage to desirable plants, DO NOT apply over their root systems. For shrubs and trees, DO NOT apply closer than twice the distance from the trunk to the drip line [the area shaded in color] as roots may be within this area. 
- DO NOT apply to the same area more than once per year.
- The maximum single application rate is 1 gallon per 300 sq ft (0.9 lb imazapyr acid equivalent and 24.2 lb pelargonic acid per acre per application).
- The maximum number of applications is limited to 1 per year (0.9 lb imazapyr acid equivalent and 24.2 lb pelargonic acid per acre per year).
- The maximum yearly application rate is 1 gallon per 300 sq ft (0.9 lb imazapyr acid equivalent and 24.2 lb pelargonic acid per acre per application).

Bold, italicized text is information for the reader and is not part of the label.
 [Bracketed information is optional text]. Text separated by / denotes and/or options.

WHERE TO APPLY/USE

- Apply GC RTU X/this/the product only where no vegetation is desired for at least a year
- Use on driveways, sidewalks, fence lines, paver patios, walkways, gravel areas, rock and desert landscapes, under decks, parking areas, and along fences and curbs.

WHEN TO APPLY/USE

- Water the day before application if soil is dry.
 - Apply to bare ground or when weeds are [present] [actively growing].
 - If weeds are taller than 6 inches, mow or cut down [weeds] and remove debris before treatment.
 - For best results, apply [on a sunny day] with/when temperatures [are] above 60°F.
 - To prevent the growth of weeds (under patios/ asphalt driveways/ tennis courts/play areas/ and parking areas), apply before laying surfacing materials.
 - Apply only to areas where no vegetation growth is wanted for up to 1 year.
 - If weeds re-grow in treated areas, it is advised that these weeds be spot treated with NNS 79766
- Note to PM: EPA Reg. No. 91161-1 is an RTU that contains ammonium nonanoate.**

Directions For Use Options Based On Applicator

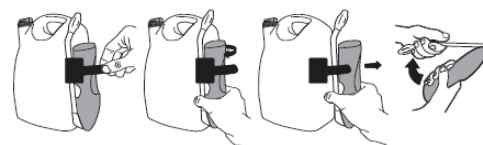
Option 1 - Battery Sprayer [Comfort] Wand Applicator

[How To Apply/Use]

[Applicator (Device) (Applicator Name) Directions/Instructions]

Prep [Wand]

1. Remove sprayer [Applicator Name] from holster/holder/clip/lug side of bottle.
2. [Remove [color] pull strip to activate batteries].
3. Unfold [Flip Open] [Applicator Name] [wand] until it clicks [locks] into position.
4. [Extend] [wand/applicator] [fully]



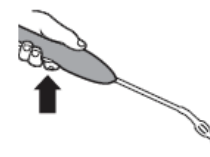
Connect

1. Unwrap [uncoil] hose and insert [color] hose connector into [color] spout/knob/lid/opening on [bottle] cap [until it clicks].
2. [Flip up [color] spout / knob until fully upright.] [Twist spout/knob to "ON".] [Pull spout up.]



Spray

1. Turn sprayer nozzle to desired spray [pattern].
2. [Slide [color] switch on trigger to "Unlock"].
3. Press trigger to spray.



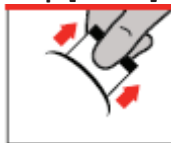
Finish

1. [Turn nozzle to "OFF" [X]].
2. [Slide [color] switch on trigger to "Lock"].
3. [Push /turn / twist cap / knob / spout to "OFF" [X]]/ [Flip spout closed.]
4. Fold [Applicator Name] wand closed and place sprayer back in holster/holder/clip/lug side of bottle.

Bold, italicized text is information for the reader and is not part of the label.
 [Bracketed information is optional text]. Text separated by / denotes and/or options.

Alternate illustrations for the [Comfort] Wand Applicator

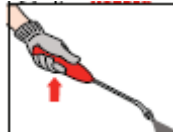
Prep [Wand]



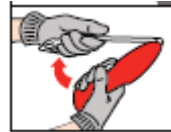
Connect



Spray



Finish



Note to PM: The illustrations may or may not appear on the final printed label. The use of illustrations is dependent upon the size of the packaging.

Important Use Information: DO NOT submerge in water. When storing sprayer for long periods, remove batteries.

[To replace batteries: See marked diagram inside battery compartment. The [Comfort] Wand® may be reused with [GC RTU X] refill bottle. Read and follow instructions in Reuse Directions to reuse the applicator.]

Option 2 - Pull 'N Spray® II

[How To Apply/Use]

[Applicator (Device) (Applicator Name) Directions/Instructions]

Spray

1. Remove sprayer from holster / holder /clip /lug side of bottle.
2. Unwrap [uncoil] hose and insert [color] hose connector into [color] spout on [bottle] cap / knob /lid / opening [until it clicks].
3. [Flip up [color] spout until fully upright.] Twist spout/knob to "ON" [Pull spout up.]
4. Twist nozzle at end of sprayer to desired spray [pattern].
5. Point sprayer away from body. Slowly pull ring at bottom of sprayer handle until it stops, and hold for two (2) seconds to allow product to fill [the] sprayer.
6. Press trigger to spray.
7. Spray weed[s] until wet.

Finish

1. Turn sprayer nozzle to "OFF" [X]
2. [Push /turn / twist cap / knob / spout to "OFF" [X]]/ [Flip spout closed.]
3. DO NOT DISCONNECT HOSE CONNECTOR FROM SPOUT/ CAP/ KNOB/ LID/ OPENING
4. Place sprayer back into holster / holder /clip /lug side of bottle.

[How To Apply/Use]

Twist nozzle at end of sprayer to desired spray pattern. Point sprayer away from body. Slowly pull ring at bottom of sprayer handle until it stops, and hold for two (2) seconds to allow product to fill [the] sprayer. Press trigger to spray

Spray weed until wet. For cracks in sidewalks and between bricks and paving stones – Spray weeds and soil in the crack until wet. In locations with heavy rainfall, re-application every 6-8 months may be necessary.

Bold, italicized text is information for the reader and is not part of the label.
 [Bracketed information is optional text]. Text separated by / denotes and/or options.

Option 3 – Other Pump Style Applicator [Quick Pump]

[How To Apply/Use]

[Applicator (Device) (Applicator Name) Directions/Instructions]

PREP [SPRAYER]

1. Remove sprayer from holster and pull hose from storage compartment.
2. Turn pump handle clockwise/counterclockwise to make sure pump is tight [and push pop-up pressure indicator completely down] before pumping.
3. Turn pump handle clockwise/counterclockwise to tighten, then slightly turn handle clockwise/counterclockwise to release handle for pumping.
4. [Pump sprayer] [until pressure indicator pops up about an inch signaling it is ready to spray.] Turn pump handle clockwise/counterclockwise [one-quarter turn] to secure handle for carrying.

SPRAY

1. Spray by pushing down lever on spray handle.
2. Rotate nozzle tip to adjust spray from stream to gentle mist.
3. For continuous spray, push lever down and slide forward to lock. Pull back to release.

FINISH

1. Slowly turn pump handle clockwise/counterclockwise to untighten and release pressure [or turn pressure relief valve clockwise until it snaps; once pressure is released, continue to turn until closed.]
2. Then turn back clockwise/counterclockwise to retighten handle.
3. Push hose back into storage compartment and put sprayer back in holster [holder].

Option 4 – Trigger Sprayer

[How To Apply/Use]

[Applicator (Device) (Applicator Name) Directions/Instructions]

HOW TO USE/APPLY:

Spray

1. Turn sprayer nozzle to desired spray.
2. Squeeze trigger repeatedly to spray.

Finish

1. Turn sprayer nozzle to “OFF” [X]

Option 5 – Conventional Trigger Large RTU

[Applicator (Device) (Applicator Name) Directions/Instructions]

HOW TO USE/APPLY:

Spray

1. Remove sprayer from bottle by [sliding/pulling] sprayer up.
2. Unwrap [uncoil] hose and insert [color] hose connector into [color] spout on [bottle] cap /knob /lid/ opening [until it clicks].
3. [Flip up [color] spout until fully upright] / [Twist /turn spout/knob to “ON”]/[Pull spout up].
4. Turn sprayer nozzle to desired spray [pattern].
5. Squeeze trigger repeatedly to spray.



Bold, italicized text is information for the reader and is not part of the label.
[Bracketed information is optional text]. Text separated by / denotes and/or options.

Finish

1. Turn/twist sprayer nozzle to "OFF" [X].
2. [Push /turn / twist cap / knob / spout to "OFF" [X]]/ [Flip spout closed.]
3. DO NOT DISCONNECT HOSE CONNECTOR FROM SPOUT/CAP/KNOB/OPENING.
4. Place sprayer back into the holster/holder/clip/lug side of bottle.

Note to PM: The illustrations may or may not appear on the final printed label. The use of illustrations is dependent upon the size of the packaging.

Optional [Reuse and] Refill Directions

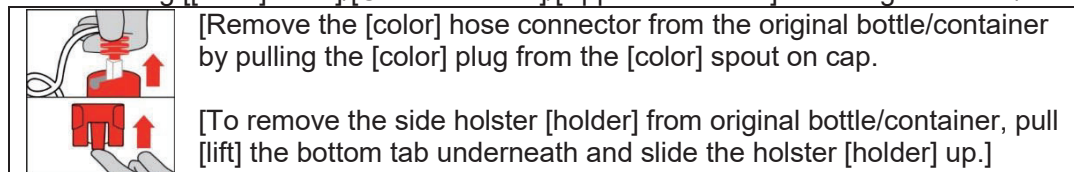
REFILL: This container may be refilled with [GC RTU X]. To refill, follow instructions on refill container. DO NOT add water.

REFILL: This container may be refilled with [GC RTU X]. To refill pour [GC RTU X][GC RTU X] into container.

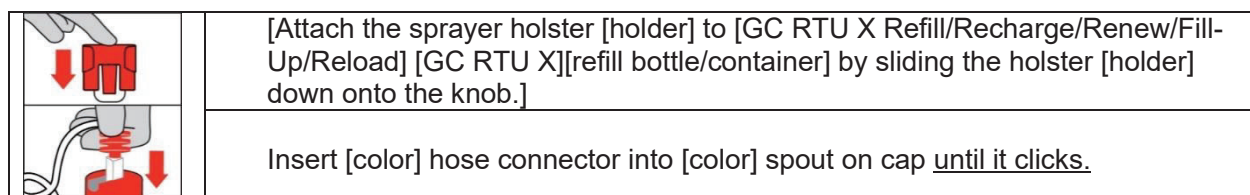
REFILL/REUSE DIRECTIONS

How to attach [applicator name] [wand] to [GC RTU X] Refill/Recharge/Renew/Fill-Up/Reload [GC RTU X] [refill bottle/container]:

Removing [[color] hose]/[Comfort Wand]/[Applicator Name] from original bottle/container:



Adding [[color] hose]/[Comfort Wand]/[Applicator Name] to [GC RTU X] Refill/Recharge/Renew/Fill-Up/Reload [GC RTU X]:



Note to PM: The illustrations may or may not appear on the final printed label. The use of illustrations is dependent upon the size of the packaging.

How to refill [Quick Pump] [Applicator Name]:[using/with]:
[1.33 Gallon Ready-To-Use Refill]/ [GC RTU X] Refill/Recharge/Renew/Fill-Up/Reload [GC RTU X] [refill bottle/container]:

1. Remove pump handle on Quick Pump/Applicator Name by twisting it counterclockwise.
2. Remove cap from [GC RTU X Refill/Recharge/Renew/Fill-Up/Reload][GC RTU X] / [refill bottle/container].
3. Pour product carefully and directly into [Quick Pump/Applicator Name] container. DO NOT fill above 2"/3"/4" from top of container. DO NOT add water.
4. Secure pump handle back on container by twisting it clockwise until tight.

Bold, italicized text is information for the reader and is not part of the label.
 [Bracketed information is optional text]. Text separated by / denotes and/or options.

Pesticide Storage and Disposal Options Based On Applicator

STORAGE AND/ & DISPOSAL

PESTICIDE STORAGE: Store product in original container in a safe place. Protect from freezing.

PESTICIDE DISPOSAL AND CONTAINER HANDLING:

Non-refillable container. Do not reuse or refill this container. **If empty:** Place in trash or offer for recycling if available. **If partly filled:** Call your local solid waste agency for disposal instructions. Never place unused product down any indoor or outdoor drain.

Option 1 – [Battery Sprayer] [Comfort] Wand Applicator

STORAGE AND/ & DISPOSAL

PESTICIDE STORAGE: Store product in original container in a safe place. Protect from freezing.

PESTICIDE DISPOSAL AND CONTAINER HANDLING: Non-refillable container. Do not reuse or refill this container. **If empty:** Place in trash or offer for recycling if available. **If partly filled:** Call your local solid waste disposal agency for disposal instructions. Never place unused product down any indoor or outdoor drain.

Option 1 pesticide disposal & container handling for refill containers

PESTICIDE DISPOSAL AND/ & CONTAINER HANDLING: [Comfort Wand/Applicator Name can be reused with GC RTU X Refill/Recharge/Renew/Fill-Up/Reload/GC RTU X [bottle/container]]. Follow instructions in the REUSE/ REFILL Directions section when reusing [applicator name]. **If empty:** If you do not want to refill this container, place in trash or offer for recycling if available. **If partly filled:** Call your local solid waste agency for disposal instructions. Never place unused product down any indoor or outdoor drain.

Option 2 – Pull ‘N Spray® II

STORAGE AND/ & DISPOSAL

PESTICIDE STORAGE: Completely discharge/dispense product in sprayer prior to storage. Store product in original container in a safe place. Protect from freezing.

PESTICIDE DISPOSAL AND CONTAINER HANDLING: Non-refillable container. Do not reuse or refill this container. **If empty:** Place in trash or offer for recycling if available. **If partly filled:** Call your local solid waste disposal agency for disposal instructions. Never place unused product down any indoor or outdoor drain.

Option 3 – [Other Pump Style Applicators] [Refillable Container] [Quick Pump]

STORAGE AND/ & DISPOSAL

PESTICIDE STORAGE: Slowly turn the pump handle clockwise/counterclockwise to untighten and release pressure, then turn back clockwise/counterclockwise to retighten the handle. Push the hose back into the storage compartment and put the wand back in holster. Store product in original container in a safe place. Protect from freezing.

PESTICIDE DISPOSAL AND CONTAINER HANDLING: Do not reuse or refill this container [unless the directions for use allow refill according to the directions contained on the REFILL section. See the REFILL section for details]. **If empty:** Place in trash or offer for recycling if available. **If partly filled:** Call your local solid waste disposal agency for disposal instructions. Never place unused product down any indoor or outdoor drain.

Bold, italicized text is information for the reader and is not part of the label.

[Bracketed information is optional text]. Text separated by / denotes and/or options.

Options 4 and 5 – Trigger sprayer

STORAGE AND DISPOSAL

PESTICIDE STORAGE: To be stored in original container and placed in areas inaccessible to children.

PESTICIDE DISPOSAL AND/CONTAINER HANDLING: Nonrefillable container. Do not reuse or refill this container. **If empty:** Place in trash or offer for recycling if available. **If partly filled:** Call your local solid waste agency for disposal instructions. Never place unused product down any indoor or outdoor drain.

OPTIONAL MARKETING CLAIMS

The following Product Facts format is optional and the information may appear inside or outside of a box. Appropriate formula and company specific information will be inserted on Final Printed Label to replace "X"

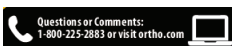
[PRODUCT FACTS:]

[What It Does:] Kills unwanted weeds, grasses & plants.

[Where to Use:] [On] driveways, sidewalks, fence lines, paver patios, walkways, gravel areas, rock and desert landscapes, under decks, parking areas, and along fences and curbs. Unplanted areas where no [weeds/[grass(es)]]/[and/all/&]/[vegetation] is desired.

[When to Use:] Apply when weeds are [present][actively growing]. For best results, apply on a sunny day with temperatures above 60°F. Apply only to areas where no vegetation growth is wanted for up to 1 year.

Questions & Comments:



Call 1-800-225-2883 **and/&** or **[Visit]** [our Website at www.ortho.com]

[PRODUCT FACTS]

KILLS WEEDS	Unwanted Plants and/& Grasses
PREVENTS WEEDS	For up to [1 year]/[12 months]/[52 weeks]/[365 days]
WHERE TO USE	Driveways, sidewalks, fence lines, paver patios, walkways, gravel areas, rock and desert landscapes, under decks, parking areas, and along fences and curbs. Unplanted areas where no [weeds/[grass(es)]]/[and/all/&]/[vegetation] is desired
AMOUNT TO USE	<ul style="list-style-type: none"> This [1 quart] [X] container treats up to [75] [X] square feet/sq ft. <i>Note to PM: (0.9 lb imazapyr ae per Acre and 24.2 lb pelargonic acid per Acre) (See chart below).</i> Spray weeds until wet, for control. Spray ground thoroughly for weed prevention. <p><i>Treats up to 75 sq ft [Quart Size] Treats up to 150 sq ft [½ Gallon Size] Treats up to 300 sq ft [1 Gallon Size] Treats up to 375 sq ft [1.25 Gallon Size] Treats up to 400 sq ft [1.33 Gallon Size] Treats up to 600 sq ft [2 Gallon Size]</i></p>
Questions or Comments	
Call 1-800-225-2883 or www.ortho.com	

Bold, italicized text is information for the reader and is not part of the label.

[Bracketed information is optional text]. Text separated by / denotes and/or options.


Efficacy Claims

1. Kills/Eliminates weeds/grasses and/& [all] vegetation for up to 1 year/12 months/52 weeks/365 days
2. Kills/Eliminates weeds/grasses and/& [all] vegetation
3. Kills/Eliminates weeds/grasses and/& [all] vegetation and prevents regrowth for up to 1 year/12 months/52 weeks/365 days
4. Kills/Eliminates weeds/grasses and/& [all] vegetation and prevents
5. Kills/Eliminates and prevents/blocks/controls weeds [and] grasses]/and/& [al]/vegetation for up to 1 year/12 months/52 weeks/365 days
6. Kills/Eliminates and prevents/blocks/controls weeds [and] grasses]/and/& [al]/vegetation
7. Continuous/Relentless/Non-stop/[Invisible/Residual weed/grass/vegetation blocker /preventer /barrier /shield for up to 1 year/12 months/52 weeks/365 days
8. Continuous/Relentless/Non-stop/[Invisible/Residual weed/grass/vegetation blocker /preventer /barrier /shield
9. Prevent/Block/Control weeds/[grasses [and/&] [all] /vegetation for up to[1 year/12 months/52 weeks/365 days]
10. Prevents/blocks/controls/stops new growth for up to 1 year/12 months/52 weeks/365 days
11. Prevents/blocks/controls weeds/[grasses/and/& [all]/vegetation
12. Keeps killing weeds for up to [1 year]/[12 months]/[52 weeks]/[365 days]
13. Kills existing weeds & prevents new ones for up to 1 year/12 months/52 weeks/365 days
14. Kills weeds you see and/& ones you don't (see)
15. Kills weeds/[grass(es)]/[and/and all/&]/[vegetation] to the root(s) [guaranteed]†
16. Kills [tough] weeds to the root(s) [guaranteed]†
17. Kills the toughest weeds [guaranteed]†
18. Kills the root [guaranteed]†
19. Kills existing [tough] weeds to the root [guaranteed]†
20. Kills weeds/[grass(es)]/[and/and all/&]/[vegetation] [guaranteed]†
21. Kills existing weeds and germinating seeds
22. Guaranteed results†
23. Up to 1 year control
24. Up to 1 year [extended] weeds/grasses/ and/& [all] vegetation control
25. Weeds will die [within x days] [and stay away for up to 1 year/12 months/52 weeks/365 days
26. Weed control made easy
27. For outdoor use
28. Weed free [worry free]
29. Weed free/no weeds for up to 1 year/12 months/52 weeks/365 days
30. Weed free/no weeds for up to 1 year/12 months/52 weeks/365 days with [GC RTU X]
31. One application is a year-long vacation from weeds
32. [GC RTU X] Send weeds on vacation with one application
33. Stops weeds [and grasses] from growing for up to 1-year
34. Up to 1-year weed and grass control
35. Up to 1-year control
36. Up to 1-year extended weed and grass control
37. [Up to 1-year] long-lasting [weed and grass control]
38. Weed-Preventer
39. Works for up to 1-year
40. It kills weeds and prevents any re-growth for up to one full year with a single application
41. Keep[s] the GroundClear, for up to a [one] [1] year
42. Keeps ground clear of weeds [and grasses]
43. Keeps [prevents] weeds [and grasses] from growing in cracks [and joints] in sidewalks, driveways and patios
44. Keeps weeds from growing for up to 1 year/12 months/52 weeks/365 days
45. Blocks weed[s] [growth] [for up to 1-year]
46. [GC RTU X] works two ways
47. [GC RTU X] is formulated to kill weeds and grasses and prevent new growth for up to 1 year/12 months/52 weeks/365 days

Bold, italicized text is information for the reader and is not part of the label.

[Bracketed information is optional text]. Text separated by / denotes and/or options.

48. Prevents growth / [re-growth] / [new growth] for up to 1 year/12 months/52 weeks/365 days
49. Prevents weeds for up to 1 year/12 months/52 weeks/365 days
50. Prevents [weeds and grasses] [for up to 1 year/12 months/52 weeks/365 days on non-lawn areas /driveways /sidewalks /patios /gravel paths /brick walks
51. Prevents weeds [and grasses] from growing for up to 1 year/12 months/52 weeks/365 days
52. Protects against weeds [and grasses] for up to 1 year/12 months/52 weeks/365 days
53. Provides long-term weed [and grass] control
54. Untreated, Treated **Note to PM: images below can also be used for “untreated/treated” claim**
55. Before, After



Formula Claims

Note to PM: claims 56 to 65 may appear on any label panel for 6 months after the product is first sold or distributed.

56. New
57. New/Now
58. [New][GC RTU X] / [dual-action] / [two-way] / [2-in-1] / [long lasting] / [fast acting] / formula kills/eliminates weeds/[grass(es)]/[and/all/&]/[vegetation] for up to 1 year/12 months/52 weeks/365 days
59. [New]/[dual-action]/[two-way]/[2-in-1]/[long lasting]/[fast acting] formula kills/eliminates weeds/[grass(es)]/[and/all/&]/[vegetation] and prevents regrowth for up to 1 year/12 months/52 weeks/365 days
60. [New]/[dual-action]/[two-way]/[2-in-1]/[long lasting]/[fast acting] formula kills/eliminates and prevents/[blocks]/[controls] weeds/[grass(es)]/[and/all/&]/[vegetation] for up to [1 year]/[12 months]/[52 weeks]/[365 days]
61. [New]/[dual-action]/[two-way]/[2-in-1] formula [prevents]/[blocks]/[controls] weeds/[grass(es)]/[and/all/&]/[vegetation] growth for up to [1 year]/[12 months]/[52 weeks]/[365 days]
62. [New]/[dual-action]/[two-way]/[2-in-1]/[long lasting]/[fast acting] formula kills/eliminates weeds/[grass(es)]/[and/all/&]/[vegetation]
63. [New]/[dual-action]/[two-way]/[2-in-1]/[long lasting]/[fast acting] formula kills/eliminates weeds/[grass(es)]/[and/all/&]/[vegetation] and prevents regrowth
64. One application kills/eliminates weeds/grasses/and/all/& /vegetation and prevents regrowth for up to 1 year/12 months/52 weeks/365 days
65. One application kills/eliminates and prevents/[blocks]/controls weeds/[grasses/and/all/& /vegetation and prevents regrowth for up to 1 year/12 months/52 weeks/365 days
66. 2-Way Action – [1] Kills Weeds & [and] Grasses Roots & All. – [2] Prevents Weed Seeds from sprouting for up to 1 year.
67. Dual [2-way/two way] action [kills and/all/& prevents]
68. Long-lasting [formula] [weed [and grass]control]
69. Offer long-term weed control in places where no growth is wanted
70. [One application] kills and prevents all season
71. Formulated to kill [and prevent] weeds [and grasses] [for up /and/all/& /vegetation and prevents regrowth for up to 1 year/12 months/52 weeks/365 days

Weather & Speed

72. Visible Results in 1 Hour
73. Visible results in 1 hour, works for [1 year]/[12 months]/[52 weeks]/[365 days]
74. Fast acting
75. Fast acting formula works in [1] hour[s]
76. Fast acting formula starts working immediately
77. Fast acting. See results in hours
78. Starts Working Immediately
79. Rainproof in 1 hour
80. Rainproof once dry

Bold, italicized text is information for the reader and is not part of the label.

[Bracketed information is optional text]. Text separated by / denotes and/or options.

81. Rainproof once spray has dried
82. Control won't wash away after [1] hour[s]
83. [You will see] Weeds wilt/turn brown in [1] hour[s]
84. Turns weeds brown in [1] hour[s]
85. Same day Results
86. Begins working in hours
87. See browning in [1] hour[s]
88. Fast weed killer
89. Weeds start dying by/on contact
90. Kills by/on contact
91. Starts killing by/on contact
92. Knocks weeds down in [1] hour[s]
93. [Results in/Starts working in/Starts to kill in/Visible [See] Results in/Weeds [and Grasses] start dying in/Works to the root[s]] in [[1]] hour[s]
94. Same Day [Visible] Results
95. Speedy Results
96. Rainproof in hours [so you don't have to re-spray]

Location

97. Apply to /for use on /driveways /sidewalks /fence lines /paver patios /walkways /gravel areas /rock [and/&] desert landscapes /under decks /parking areas /cleared dirt /sandy areas /hardscapes and along fences [and curbs].
98. Apply to /for use on /driveways /sidewalks /fence lines /paver patios /walkways /gravel areas /rock [and/&] desert landscapes /under decks /parking areas /cleared dirt /sandy areas /hardscapes and along fences [and curbs] to kill/eliminate weeds/[grass(es)]
99. Apply to /for use on /driveways /sidewalks /fence lines /paver patios /walkways /gravel areas /rock [and/&] desert landscapes /under decks /parking areas /cleared dirt /sandy areas /hardscapes and along fences [and curbs] to kill/eliminate weeds/grasses and& [all]/vegetation and prevent/block/control weeds/grasses
100. Ideal for killing unwanted weeds and grasses on /driveways /sidewalks /fence lines /paver patios /walkways /gravel areas /rock [and/&] desert landscapes /under decks /parking areas /cleared dirt /sandy areas /hardscapes and along fences [and curbs].
101. Keeps driveways /sidewalks /fence lines /paver patios /walkways /gravel areas /rock [and/&] desert landscapes /under decks /parking areas /cleared dirt /sandy areas /hardscapes and along fences [and curbs] clear [of weeds] 1 year/12 months/52 weeks/365 days.
102. Use on driveways [and patios] to kill weeds
103. Ideal [great] for use on driveways, sidewalks, patios, brick walks, gravel paths, fence lines

Promotional options

104. Great Value
105. Value/Bonus Pack/Size/Buy/Pak
106. X bottles [included]
107. Combo/Club pack/size/buy/pak
108. Not for individual sale



Other

109. Building a new (paver) patio? Use GC RTU X to kill/eliminate and prevent/block./control weeds/grasses and& [all] vegetation for up to 1 year/12 months/52 weeks/365 days
110. Building a new (paver) patio? Use GC RTU X to kill/eliminate and prevent/block./control weeds/grasses and& [all] vegetation

Bold, italicized text is information for the reader and is not part of the label.

[Bracketed information is optional text]. Text separated by / denotes and/or options.

Applicator Claims

111. Change the way you spray
112. Cut your time spraying in half
113. Extended Reach
114. Improved [Applicator]!/Improved [Application]!
115. The easier [easy] way to spray
116. You're always ready to spray
117. Ready-to-Use
118. No mixing, no measuring and no messy clean up
119. No mixing
120. Simple and easy
121. Targets weeds in tight places
122. [Comes with] Reusable [Comfort/Extended/High Flow/Dual Tip] Wand
123. [Ready-to-use] Refill
124. [2x] Faster Application/Coverage
125. Patented [technology]
126. Precise control for maximum accuracy
127. [Applicator Name] has 3 spray patterns for precise/[efficient] /[targeted]/[adjustable] /[exact] application
128. [Applicator Name] (with) Dual Tip Nozzle with Foam and/& Stream settings
129. [Applicator Name] (with) Wide and/& Narrow fan patterns
130. [Applicator Name] Extends 2 feet - Continuous Spray 
131. 2x extended reach* +vs previous design
132. [Applicator Name] - Continuous Spray
133. [Comfort/Extended] Wand
134. Extends 2 feet
135. Continuous Spray
136. Battery Image
137. ALWAYS lock after use 

Optional Instructions for Resealable Labeling

- Peel Here Open Resealable Label for Directions and Restrictions
- Press to Reseal. See inside booklet for details.

NOTICE: To the extent consistent with applicable law, buyer assumes all risks of use, storage or handling of this product not in accordance with directions.

†The ORTHO® Guarantee

If for any reason you, the consumer, are not satisfied with this product, mail us your original proof of purchase to obtain a full refund of your purchase price.

Ortho & Your Environment

Your yard is a place for family and pets to enjoy. That's why Ortho® [subregistrant name] products are designed with care to provide effective solutions to weed problems. Follow instructions for appropriate usage, storage and disposal.

†Scotts No-Quibble Money Back Guarantee™

If for any reason you, the consumer, are not satisfied after using this product, you are entitled to get your money back. Simply send us original evidence of purchase and we will mail you a refund check promptly.

NOTE:

EPA Reg. No. 239-2761

Bold, italicized text is information for the reader and is not part of the label.

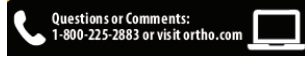
[Bracketed information is optional text]. Text separated by / denotes and/or options.

Dedicated to a Beautiful World™

Trusted by generations of homeowners, Scotts® is dedicated to helping you enhance and protect the beauty of your home environment.

Questions / Information [Questions or Comments]

[Consumer Helpline] 1-800-225-2883 and/or [visit] [our website www.]ortho.com



©Year [Company Name]. World rights reserved.

Manufactured [by]/for]/[Sold by]/Distributed by]:

The Ortho Group

P.O. Box 190

Marysville, OH 43040

EPA Reg. No. 239-2761

EPA Est. No. XXX-XXX-X

[Superscript is first letter of lot number]

[Product of] [Made in] [Country Name] [USA]