



UNITED STATES ENVIRONMENTAL PROTECTION AGENCY
WASHINGTON, D.C. 20460

**OFFICE OF CHEMICAL SAFETY
AND POLLUTION PREVENTION**

June 9, 2022

Mandy Slack
Senior Analyst, Regulatory Affairs
The Scotts Company d/b/a The Ortho Group
P.O. Box 190
Marysville, OH 43040

Subject: Non-PRIA (Pesticide Registration Improvement Act) Labeling Amendment – Acceptable
Addition of New Packaging and Associated Claims and Images
Product Name: NNS 8766314
EPA Registration Number: 239-2754
EPA Receipt Date: 12/15/2021
Action Case Number: 00337403

Dear Ms. Slack:

The amended labeling referred to above, submitted in connection with registration under the Federal Insecticide, Fungicide, and Rodenticide Act (FIFRA), as amended, is acceptable.

This approval does not affect any terms or conditions that were previously imposed on this registration. You continue to be subject to existing terms or conditions on your registration and any deadlines connected with them.


A stamped copy of your labeling is enclosed for your records. This labeling supersedes all previously accepted labeling. You must submit one (1) copy of the final printed labeling before you release this product for shipment with the new labeling. In accordance with 40 CFR § 152.130(c), you may distribute or sell this product under the previously approved labeling for 18 months from the date of this letter. After 18 months, you may only distribute or sell this product if it bears this new revised labeling or subsequently approved labeling. "To distribute or sell" is defined under FIFRA section 2(gg) and its implementing regulation at 40 CFR § 152.3.

Should you wish to add/retain a reference to your company's website on your label, then please be aware that the website becomes labeling under FIFRA and is subject to review by the U.S. Environmental Protection Agency (EPA). If the website is false or misleading, the product will be considered to be misbranded and sale or distribution of the product is unlawful under FIFRA section 12(a)(1)(E). 40 CFR § 156.10(a)(5) lists examples of statements the EPA may consider false or misleading. In addition, regardless of whether a website is referenced on your product's label, claims made on the website may not substantially differ from those claims approved through the registration process. Therefore, should the EPA find or if it is brought to our attention that a website contains statements or claims substantially differing from statements or claims made in connection with obtaining a FIFRA section 3 registration, the website will be referred to the EPA's Office of Enforcement and Compliance Assurance.

Your release for shipment of this product constitutes acceptance of these terms. If these terms are not complied with, this registration will be subject to cancellation in accordance with FIFRA section 6.

If you have any questions, please contact Alex Horansky via email at Horansky.alex@epa.gov.

Sincerely,

A handwritten signature in blue ink, appearing to read "James Parker", is written over the typed name and title.

James Parker, Team Leader
Biochemical Pesticides Branch
Biopesticides and Pollution
Prevention Division (7511M)
Office of Pesticide Programs

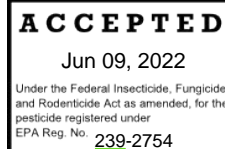
Enclosure

NOTE:

Bold, italicized text is information for the reader and is not part of the label.

[Bracketed information is optional text]. Text separated by / denotes and/or options.

EPA Reg. No. 239-2754



NNS 8766314

[CONCENTRATE]

Non-selective Herbicide

FOR ORGANIC GARDENING

NOT FOR FOOD USE

SUBLABEL A: FOR COMMERCIAL USE

FOR CONTACT SPRAY CONTROL OR BURNDOWN OF WEEDS AND GRASSES
FOR ORNAMENTALS, TURF, LANDSCAPES, INTERIORSCAPES, GREENHOUSES AND
RESIDENTIAL SITES

SUBLABEL B: FOR RESIDENTIAL USE

FOR CONTACT SPRAY CONTROL OR BURNDOWN OF WEEDS AND GRASSES FOR HOMES
AND GARDENS

Active ingredient:

Ammonium Nonanoate40.0 wt.%

Other ingredients 60.0 wt.%

Total 100.0 wt.%

NNS 8766314 contains 3.3 lbs. of ammonium nonanoate per US gallon.

KEEP OUT OF REACH OF CHILDREN

WARNING

See back/side/top/bottom [panel/label] for additional precautionary statements

NOTE:

Bold, italicized text is information for the reader and is not part of the label.

[Bracketed information is optional text]. Text separated by / denotes and/or options.

EPA Reg. No. 239-2754

SUBLABEL A: FOR COMMERCIAL USE

FOR CONTACT SPRAY CONTROL OR BURNDOWN OF WEEDS AND GRASSES
FOR ORNAMENTALS, TURF, LANDSCAPES, INTERIORSAPES, GREENHOUSES AND
RESIDENTIAL SITES

NNS 8766314

Non-selective Herbicide
FOR ORGANIC GARDENING
NOT FOR FOOD USE

Active ingredient:

Ammonium Nonanoate40.0 wt.%

Other ingredients 60.0 wt.%

Total 100.0 wt.%

NNS 8766314 contains 3.3 lbs. of ammonium nonanoate per US gallon.

KEEP OUT OF REACH OF CHILDREN**WARNING "AVISO"**

**"Si usted no entiende la etiqueta, busque a alguien para que se la explique a usted en detalle.
(If you do not understand the label, find someone to explain it to you in detail.)"**

FIRST AID	
If in eyes	<ul style="list-style-type: none"> • Hold eye open and rinse slowly and gently with water for 15-20 minutes. • Remove contact lenses, if present, after the first 5 minutes, then continue rinsing eye. • Call a poison control center or doctor for treatment advice.
If inhaled	<ul style="list-style-type: none"> • Move person to fresh air. • If person is not breathing, call 911 or an ambulance, then give artificial respiration, preferably mouth-to-mouth if possible. • Call a poison control center or doctor for further treatment advice.
If on skin or clothing	<ul style="list-style-type: none"> • Take off contaminated clothing • Rinse skin immediately with plenty of water for 15-20 minutes. • Call a poison control center or doctor for treatment advice.
Emergency Number: Have the product container or label with you when calling a poison control center or doctor, or going for treatment. You may also contact 1-877-465-5161 for emergency medical treatment information.	

EPA Reg. No. 239-2754

EPA Est. No. XXXXX

[Superscript is first letter of lot number]

Lot No. XXXXX

NET CONTENTS: XX FL OZ (X [GAL/QT/PT]) XX [L/mL]

Bold, italicized text is information for the reader and is not part of the label.

[Bracketed information is optional text]. Text separated by / denotes and/or options.

PRECAUTIONARY STATEMENTS

HAZARDS TO HUMANS AND DOMESTIC ANIMALS

Warning. Causes substantial, but temporary eye irritation. Do not get in eyes or on clothing. Wear goggles. Harmful if inhaled. Avoid breathing spray mist. Causes moderate skin irritation. Avoid contact with skin or on clothing. Wash thoroughly with soap and water after handling and before eating, drinking, chewing gum or using tobacco. Remove and wash contaminated clothing before reuse.

ENVIRONMENTAL HAZARDS

For terrestrial uses: This pesticide is toxic to fish and aquatic invertebrates. Use care when applying in areas adjacent to any body of water. Do not apply directly to water, to areas where surface water is present, or to intertidal areas below the mean high water mark. Do not contaminate water when disposing of equipment wash water or rinsate. Drift and runoff may be hazardous to aquatic organisms in water adjacent to treated areas. This product is toxic to bees exposed to direct treatment or residues on blooming crops or weeds. Do not apply this product if bees are visiting the treatment area.

For containers greater than 5 gallon

Do not discharge effluent containing this product into lakes, streams, ponds, estuaries, oceans, or other waters unless in accordance with the requirements of a National Pollutant Discharge Elimination System (NPDES) permit and the permitting authority has been notified in writing prior to discharge. Do not discharge effluent containing this product to sewer systems without previously notifying the local sewage treatment plant authority. For guidance contact your State Water Board or Regional Office of the EPA.

DIRECTIONS FOR USE

It is a violation of Federal law to use this product in a manner inconsistent with its labeling. Do not apply this product in a way that will contact workers or other persons, either directly or through drift. Only protected handlers may be in the area during application. For any requirements specific to your State or Tribe, consult the State/Tribal agency responsible for pesticide regulation.

METHODS OF USE AND GENERAL APPLICATION INSTRUCTIONS

General Instructions:

NNS 8766314/this/the product is a contact non-selective herbicide for spray application only to undesirable plant growth. Do not allow spray to contact any green plant parts of desirable plants. NNS 8766314/this/the product provides control and burndown suppression of annual and perennial broadleaf and grass weeds. Spore producing plants such as mosses and liverworts are also controlled. The amount of burndown and the duration of weed suppression may be reduced when weed growth conditions are unfavorable or when plants are mature.

NNS 8766314/this/the product is non-volatile and water soluble for foliar application in manual pump sprayers. Complete and uniform coverage of weeds by the spray solution is required for the best weed control. Plant foliage will change from a green color to brown/black necrotic tissue within one to two hours after spray application of NNS 8766314/this/the product diluted with water. NNS 8766314/this/the product effect on plant tissue may be more rapid in warm weather than in cold conditions. However, weed control is normally unaffected by temperature.

NNS 8766314/this/the product herbicide is a soap product which penetrates the cell walls of plants to disrupt the cellular organization of physiological functions which are compartmentalized by

Bold, italicized text is information for the reader and is not part of the label.

[Bracketed information is optional text]. Text separated by / denotes and/or options.

membranes within the cell walls. Plant growth ceases when cellular contents are mixed which causes brown necrotic plant tissue.

NNS 8766314/this/the product does not migrate through the soil and is not translocated in plants. **To ensure satisfactory control, plant leaves must be thoroughly and uniformly covered with the spray solution.** NNS 8766314/this/the product does not provide any residual weed control in soil to affect germinating weed seeds.

Mixing and Application Instructions:

For use, NNS 8766314/this/the product is diluted with water to the specified concentration for effective control of the undesirable vegetation. Apply using standard methods of liquid herbicide application. Dilution must be in accordance with label instructions. Do not apply this product through any type of irrigation system.

A 13% v/v dilution is recommended for most weed control situations and based on the results, applicators may increase or decrease spray concentrations as discussed in the following text and tables to obtain better control or to reduce herbicide use.

The degree of dilution for application is based on the concentration of active ingredient needed for the size of vegetation to be suppressed or the rate of herbicidal effect desired. The larger the vegetation, the higher the concentration (less dilution of NNS 8766314/this/the product) required for rapid action. See required concentration for variously sized weeds and grasses in Dosage and Application Rates Section. Hard to control or suppress weeds (perennial weeds and some grasses) may require several applications for complete control.

Spray equipment options include hand-held and hose-end sprayers. Spray nozzles that produce a uniform spray will give maximum coverage of the leaves and improved weed control.

NNS 8766314/this/the product is completely soluble in water and when uniformly mixed, no additional mixing or agitation is required.

Application Precautions:

- Do not apply to weeds when wet from dew, rain or water.
- Do not water within 2 hours after application
- Do not apply if rainfall is expected within 2 hours.

During application, some foaming may occur; however, weed control is unaffected if the foam is deposited on the plant surface and is not blown away as drift. Foaming can be reduced by using the minimum spray pressure required for a uniform application to the target weeds. Use low spray pressure to reduce foaming and avoid contact with desirable plants. Most spray nozzles are designed to operate at 10 to 15 psi and provide uniform spray coverage of weeds.

Mixing:

Fill sprayer tank with half the required amount of water, add the full amount of NNS 8766314/this/the product to be used (see Dilution Factors below), then fill the sprayer tank with the remainder of the water required for the desired final concentration. Since NNS 8766314/this/the product is completely soluble in water and when uniformly dispersed in water, continuous mixing or agitation is not required.

Bold, italicized text is information for the reader and is not part of the label.

[Bracketed information is optional text]. Text separated by / denotes and/or options.

Hand-Held Equipment

Thorough saturation of the foliage and stems is required for control, but stop sprays when run-off from weed leaves occurs. Use low spray pressure to reduce foaming and avoid contact with desirable plants. Most spray nozzles are designed to operate at 10 to 15 psi and provide uniform spray coverage of weeds.

Directed Spray Equipment

Use a shielded sprayer to prevent spray contact on desirable plants. Avoid spray contact of green plant stems or green bark of young trees and shrubs.

NOTE: In areas of hard water, the final mixture may appear milky. This condition does not change the effectiveness of the treatment. Some visible foam may appear on the leaves as the plants are sprayed. Overspray or drift onto desirable plants is usually not a serious problem because leaves and stems require a thoroughly wet spray coverage for significant injury. Repeat applications as often as necessary to obtain desired control.

Dosage and Application Rates:

For general weed and grass control, rates are based on the size of the plants and/or the desired speed of kill. The larger the plants, the higher the dosage rates needed to ensure maximum herbicidal activity. Also, the higher the concentration, the quicker the plants wilt and turn brown. Apply NNS 8766314/this/the product spray solutions only when weed surfaces are dry.

The rate table presents the suggested percent volume/volume solutions of NNS 8766314/this/the product to use for application as follows:

- Use a 6 to 8 % V/V of NNS 8766314/this/the product spray solution for control of annual weeds of 1 inch height or less and for control of liverworts and mosses.
- Use an 8 to 10% V/V NNS 8766314/this/the product spray solution for control of annual weeds over 1 inch height and up to 4 inch height.
- Use a 10 to 13% V/V NNS 8766314/this/the product spray solution for weeds over 4 inch height and for hard to control weeds.
- A 15% V/V NNS 8766314/this/the product spray solution is the maximum labeled rate. Use this rate for hard to control perennial weeds or extremely dense weed growth.

Repeat spray applications as necessary to obtain the desired control or suppression of weeds from newly germinated weed seeds and regrowth from roots or stems.

RATE TABLE

Final Spray Volume (gallons)	Amount of NNS 8766314/this/the product for Percent V/V (Volume/Volume) Solution				
	6%	8%	10%	13%	15%
1	8 fl oz	10 fl oz	13 fl oz	1 pt	1.2 pt
2	1 pt	1.3 pt	1.6 pt	2 pt	2.4 pt
5	2.5 pt	3.3 pt	4 pt	5 pt	6 pt
10	5 pt	6.5 pt	1 gal	1.3 gal	1.5 gal
20	1.3 gal	1.6 gal	2 gal	2.6 gal	3.0 gal

NOTE:

EPA Reg. No. 239-2754

Bold, italicized text is information for the reader and is not part of the label.

[Bracketed information is optional text]. Text separated by / denotes and/or options.

Height of Plants to be Controlled	Spray Solution (% V/V)_
1 inch or less	6 to 8%
1 to 4 inches	8 to 10%
Above 4 inches	10 to 13%

NOTE: Do not use spray concentrations higher than 15% in a pressure sprayer since unacceptable foaming and bubble formation may occur at the nozzle heads.

Use Methods

Determine the weed control situation and select the use method required as follows:

A. Vegetative Burndown: Broadcast spray for weed control for no-till planting or seedbed preparation to control weeds prior to seeding or transplanting. Spot sprays may be used in ornamentals and turf.

B. Directed and shielded sprays: Spray nozzle type or configuration for directed spray or a shield placed around the nozzle to prevent spray contact on the foliage or green stems or bark. Directed/shielded spray applications to area between plastic mulch strips and staked crops for weed control.

PESTS

I. Weeds controlled or suppressed by **NNS 8766314/this/the product:**

Note to PM: taxonomic names are optional on the market label.

COMMON NAMES	TAXONOMIC NAMES
Broadleaf Weeds:	
Algae	<i>Gloeocapsa magma</i>
Bittercress, hairy	<i>Cardamine hirsuta</i>
Chickweed, common	<i>Stellaria media</i>
Chickweed, mouse-ear	<i>Cerastium vulgatum</i>
Cocklebur, common	<i>Xanthium strumarium</i>
Corn spurry	<i>Spergula arvensis</i>
Cudweed, purple	<i>Gnaphalium purpureum</i>
Groundsel	<i>Senecio spp.</i>
Lambsquarters, common	<i>Chenopodium album</i>
Liverwort	<i>Machantia spp.</i>
Marestail or Horseweed rosettes	<i>Conyza canadensis</i>
Morningglory, annual	<i>Ipomoea spp.</i>
Moss	<i>Bryophyta</i>
Mustards	<i>Brassica spp.</i>
Oxalis or Woodsorrel	<i>Oxalis stricta</i>
Pansy, wild	<i>Viola tricolor</i>
Plantain	<i>Plantago spp.</i>
Pigweed, smooth and redroot	<i>Amaranthus spp.</i>
Mallow, roundleaved	<i>Malva spp.</i>

Bold, italicized text is information for the reader and is not part of the label.

[Bracketed information is optional text]. Text separated by / denotes and/or options.

Moneywort
Shepherdspurse
Sorrel, sheep
Spurge, spotted
Field pennycress
Velvetleaf

Lysimachia nummularia
Capsella bursa-pastoris
Rumex acetosella
Euphorbia maculata
Thlaspi arvense
Abutilon theophrasti

Grass and Other Weeds:

Bentgrass, colonial
Bluegrass, annual
Crabgrass, large
Fescue, creeping red
Fescue, hard
Nimblewill
Onion, wild
Ryegrass, perennial
Star-of-Bethlehem

Agrostis tenuis
Poa annua
Digitaria sanguinalis
Festuca rubra
Festuca ovina
Muhlenbergia scheberi
Allium canadense
Lolium perenne
Ornithogalum nutans

II. Weeds Moderately Difficult to Control¹

Bermudagrass (Wireweed)
Bindweed, field
Dandelion
Nutsedge, yellow
Ragweed, common

Cynodon dactylon
Convolvulus arvensis
Taraxacum officinale
Cyperus esculentus
Ambrosia artemisiifolia

¹Use 13 to 15% V/V of NNS 8766314/this/the product for control or suppression.

STORAGE AND DISPOSAL

DO NOT contaminate water, food or feed by storage or disposal.

Pesticide Storage: Store container in cool place until used. Store at temperatures above 32° F.

Pesticide Disposal: Wastes resulting from use of this product must be disposed of on-site or at an approved waste disposal facility.

Container Handling:

Non-refillable Containers: Do not reuse or refill this container. Offer for recycling if available.

Clean container promptly after emptying (liquid formulations).

Non-refillable container equal to or less than 5 gals: Triple rinse as follows: Empty the remaining contents into application equipment or a mix tank and drain for 10 seconds after the flow begins to drip. Fill the container ¼ full with water and recap. Shake for 10 seconds. Pour rinsate into application equipment or a mix tank or store rinsate for later use or disposal. Drain for 10 seconds after the flow begins to drip. Repeat this procedure two more times.

Non-refillable container between 5- 55 gals: Triple rinse as follows: Empty the remaining contents into application equipment or a mix tank. Fill the container ¼ full with water. Replace and tighten closures. Tip container on its side and roll it back and forth, ensuring at least one complete revolution, for 30 seconds. Stand the container on its end and tip it back and forth several times. Turn the container over onto its other end and tip it back and forth several times. Empty the rinsate into application equipment or a mix tank or store rinsate for later use or disposal. Repeat this procedure two more times.

Refillable container 5 gals to bulk: Refill this container with this pesticide only. Do not reuse this container for any other purpose. Cleaning the container before final disposal is the responsibility of

Bold, italicized text is information for the reader and is not part of the label.

[Bracketed information is optional text]. Text separated by / denotes and/or options.

the person disposing of the container. Cleaning before refilling is the responsibility of the refiller. To clean the container before final disposal, empty the remaining contents from this container into application equipment or a mix tank. Fill the container about 10 percent full with water. Agitate vigorously or recirculate water with the pump for 2 minutes. Pour or pump rinsate into application equipment or rinsate collection system. . Repeat this rinsing procedure two more times. Dispose of in a sanitary landfill or by other procedures approved by state and local authorities.

Warranty and Disclaimer Notice:

To the extent consistent with applicable law, The Ortho Group, makes no warranty or guarantee of any kind, expressed or implied concerning the effects of use of this product, other than those specified on this label. Buyers or users accept all responsibility for results due to misuse or improper handling of this product.

NOTE:

EPA Reg. No. 239-2754

Bold, italicized text is information for the reader and is not part of the label.

[Bracketed information is optional text]. Text separated by / denotes and/or options.

SUBLABEL B: FOR RESIDENTIAL USE

FOR CONTACT SPRAY CONTROL OR BURNDOWN OF WEEDS AND GRASSES FOR HOMES
AND GARDENS

NNS 8766314

Alternate Brand Names:

- Ortho GroundClear Weed & Grass Killer²
- Ortho GroundClear Weed & Grass Killer Concentrate¹

Non-selective Herbicide

FOR ORGANIC GARDENING

NOT FOR FOOD USE

Note to PM: the active ingredient statement and signal word may be placed on a side panel for the dose pack.

Active ingredient:

Ammonium Nonanoate40.0 wt.%

Other ingredients 60.0 wt.%

Total100.0 wt.%

NNS 8766314/this/the product contains 3.3 lbs. of ammonium nonanoate per US gallon

KEEP OUT OF REACH OF CHILDREN

WARNING

FIRST AID	
If in eyes	<ul style="list-style-type: none">• Hold eye open and rinse slowly and gently with water for 15-20 minutes.• Remove contact lenses, if present, after the first 5 minutes, then continue rinsing eye.• Call a poison control center or doctor for treatment advice.
If inhaled	<ul style="list-style-type: none">• Move person to fresh air.• If person is not breathing, call 911 or an ambulance, then give artificial respiration, preferably mouth-to-mouth if possible.• Call a poison control center or doctor for further treatment advice.
If on skin or clothing	<ul style="list-style-type: none">• Take off contaminated clothing• Rinse skin immediately with plenty of water for 15-20 minutes.• Call a poison control center or doctor for treatment advice.
Emergency Number: Have the product container or label with you when calling a poison control center or doctor, or going for treatment. You may also contact 1-877-465-5161 for emergency medical treatment information.	

EPA Reg. No. 239-2754

EPA Est. No. XXXXX

[superscript is first letter of lot number]

Lot No. XXXXX

NET CONTENTS: XX FL OZ (X [GAL/QT/PT]) XX [L/mL]

When sold as a multi-dose pack unit: 2 x 8 fl oz pouch/container [applicator name] 16 fl oz (473 mL) / XX x X fl oz pouch/container [applicator name] X fl oz/GAL/QT/PT XX [L/mL]

Bold, italicized text is information for the reader and is not part of the label.

[Bracketed information is optional text]. Text separated by / denotes and/or options.

When sold as a kit: 8 fl oz (237 mL) pouch/container [applicator name &/+ 1 Refillable Bottle/container[brand name] / X fl oz pouch/container [applicator name] X fl oz / GAL/QT/PT) XX [L/mL] &/+ 1 Refillable bottle/container[brand name]

PRECAUTIONARY STATEMENTS

HAZARDS TO HUMANS AND DOMESTIC ANIMALS

Warning. Causes substantial, but temporary eye irritation. Do not get in eyes or on clothing. Wear goggles. Harmful if inhaled. Avoid breathing spray mist. Causes moderate skin irritation. Avoid contact with skin or on clothing. Wash thoroughly with soap and water after handling and before eating, drinking, chewing gum or using tobacco. Remove and wash contaminated clothing before reuse.

ENVIRONMENTAL HAZARDS

For terrestrial uses: This pesticide is toxic to fish and aquatic invertebrates. To protect the environment, do not allow pesticide to enter or run off into storm drains, drainage ditches, or gutters or surface waters. Applying this product in calm weather when rain is not predicted for the next 24 hours will help ensure that wind or rain does not blow or wash pesticide off the treatment area. Rinsing application equipment over the treated area will help avoid run off to water bodies or drainage systems. This product is toxic to bees exposed to direct treatment or residues on blooming crop or weeds. Do not apply this product if bees are visiting the treatment area.

Concentrate

DIRECTIONS FOR USE

It is a violation of Federal law to use this product in a manner inconsistent with its labeling.

APPLICATION PRECAUTIONS:

- Do not apply to weeds when wet from dew, rain or water.
- Do not water within 2 hours after application.
- Do not apply if rainfall is expected within 2 hours.
- Do not allow spray to contact desirable green plant parts unless topical injury can be tolerated.
- Do not allow children and pets to enter application area until sprays have dried.

Option 1

METHODS OF USE AND GENERAL APPLICATION INSTRUCTIONS

General Instructions:

[NNS 8766314/this/the product is a contact non-selective herbicide for spray application only to undesirable plant growth. Do not allow spray to contact any green plant parts of desirable plants. NNS 8766314/this/the product provides control and burndown suppression of annual and perennial broadleaf and grass weeds. Spore producing plants such as mosses and liverworts are also controlled. The amount of burndown and the duration of weed suppression may be reduced when weed growth conditions are unfavorable or when plants are mature.]

[NNS 8766314/this/the product is non-volatile and water soluble for foliar application in manual pump sprayers. Complete and uniform coverage of weeds by the spray solution is required for the best weed control. Plant foliage will change from a green color to brown/black necrotic tissue within one to two hours after spray application of NNS 8766314/this/the product diluted with water. NNS

Bold, italicized text is information for the reader and is not part of the label.

[Bracketed information is optional text]. Text separated by / denotes and/or options.

8766314/this/the product effect on plant tissue may be more rapid in warm weather than in cold conditions. However, weed control is normally unaffected by temperature.]

[NNS 8766314/this [product] herbicide is a soap product which penetrates the cell walls of plants to disrupt the cellular organization of physiological functions which are compartmentalized by membranes within the cell walls. Plant growth ceases when cellular contents are mixed which causes brown necrotic plant tissue.]

NNS 8766314/this/the product does not migrate through the soil and is not translocated in plants. **To ensure satisfactory control, plant leaves must be thoroughly and uniformly covered with the spray solution.** NNS 8766314/this/the product does not provide any residual weed control in soil to affect germinating weed seeds.

Mixing and Application Instructions:

For use, NNS 8766314/this/the product is diluted with water to the specified concentration for effective control of the undesirable vegetation. Apply using standard methods of liquid herbicide application. Dilution must be in accordance with label instructions. Do not apply this product through any type of irrigation system.

A 13% v/v dilution is recommended for most weed control situations and based on the results, applicators may increase or decrease spray concentrations as discussed in the following text and tables to obtain better control or to reduce herbicide use.

The degree of dilution for application is based on the concentration of active ingredient needed for the size of vegetation to be suppressed or the rate of herbicidal effect desired. The larger the vegetation, the higher the concentration (less dilution of NNS 8766314/this/the product) required for rapid action. See required concentration for variously sized weeds and grasses in Dosage and Application Rates Section. Hard to control or suppress weeds (perennial weeds and some grasses) may require several applications for complete control.

Spray equipment options include hand-held and hose-end sprayers. Spray nozzles that produce a uniform spray will give maximum coverage of the leaves and improved weed control.

NNS 8766314/this/the product is completely soluble in water and when uniformly mixed, no additional mixing or agitation is required.

During application, some foaming may occur; however, weed control is unaffected if the foam is deposited on the plant surface and is not blown away as drift. Foaming can be reduced by using the minimum spray pressure required for a uniform application to the target weeds. Use low spray pressure to reduce foaming and avoid contact with desirable plants. Most spray nozzles are designed to operate at 10 to 15 psi and provide uniform spray coverage of weeds.

Mixing:

Fill sprayer tank with half the required amount of water, add the full amount of NNS 8766314/this/the product to be used (see Dilution Factors below), then fill the sprayer tank with the remainder of the water required for the desired final concentration. Since NNS 8766314/this/the product is completely soluble in water and when uniformly dispersed in water, continuous mixing or agitation is not required.

Hand-Held Equipment

Thorough saturation of the foliage and stems is required for control, but stop sprays when run-off from weed leaves occurs. Use low spray pressure to reduce foaming and avoid contact with desirable

Bold, italicized text is information for the reader and is not part of the label.

[Bracketed information is optional text]. Text separated by / denotes and/or options.

plants. Most spray nozzles are designed to operate at 10 to 15 psi and provide uniform spray coverage of weeds.

[Directed Spray Equipment]

Use a shielded sprayer to prevent spray contact on desirable plants. Avoid spray contact of green plant stems or green bark of young trees and shrubs.]

NOTE: In areas of hard water, the final mixture may appear milky. This condition does not change the effectiveness of the treatment. Some visible foam may appear on the leaves as the plants are sprayed. Overspray or drift onto desirable plants is usually not a serious problem because leaves and stems require a thoroughly wet spray coverage for significant injury. Repeat applications as often as necessary to obtain desired control.

Dosage and Application Rates:

For general weed and grass control, rates are based on the size of the plants and/or the desired speed of kill. The larger the plants, the higher the dosage rates needed to ensure maximum herbicidal activity. Also, the higher the concentration, the quicker the plants wilt and turn brown. Apply NNS 8766314/this/the product spray solutions only when weed surfaces are dry.

The rate table presents the suggested percent volume/volume solutions of NNS 8766314/this/the product to use for application as follows:

- Use a 6 to 8 % V/V NNS 8766314/this/the product spray solution for control of annual weeds of 1 inch height or less and for control of liverworts and mosses.
- Use an 8 to 10% V/V NNS 8766314/this/the product spray solution for control of annual weeds over 1 inch height and up to 4 inch height.
- Use a 10 to 13% V/V NNS 8766314/this/the product spray solution for weeds over 4 inch height and for hard to control weeds.
- A 15% V/V NNS 8766314/this/the product spray solution is the maximum labeled rate. Use this rate for hard to control perennial weeds or extremely dense weed growth.

Repeat spray applications as necessary to obtain the desired control or suppression of weeds from newly germinated weed seeds and regrowth from roots or stems.

RATE TABLE

Final Spray Volume (gallons)	Amount of NNS 8766314/this/the product for Percent V/V (Volume/Volume) Solution				
	6%	8%	10%	13%	15%
1	8 fl oz	10 fl oz	13 fl oz	1 pt	1.2 pt
2	1 pt	1.3 pt	1.6 pt	2 pt	2.4 pt
5	2.5 pt	3.3 pt	4 pt	5 pt	6 pt
10	5 pt	6.5 pt	1 gal	1.3 gal	1.5 gal
20	1.3 gal	1.6 gal	2 gal	2.6 gal	3.0 gal

Bold, italicized text is information for the reader and is not part of the label.

[Bracketed information is optional text]. Text separated by / denotes and/or options.

Height of Plants to be Controlled	Spray Solution (% V/V)
1 inch or less	6 to 8%
1 to 4 inches	8 to 10%
Above 4 inches	10 to 13%

NOTE: Do not use spray concentrations higher than 15% in a pressure sprayer since unacceptable foaming and bubble formation may occur at the nozzle heads.

Use Methods

Determine the weed control situation and select the use method required as follows:

A. Vegetative Burndown: Broadcast spray [for weed control for seedbed preparation] to control weeds prior to seeding or transplanting. Spot sprays may be used in ornamentals and turf.

B. Directed and shielded sprays: Spray nozzle type or configuration for directed spray or a shield placed around the nozzle to prevent spray contact on the foliage or green stems or bark. Directed/shielded spray applications to area between plastic mulch strips and staked crops for weed control.

PESTS

I. Weeds controlled or suppressed by NNS 8766314/this product:

COMMON NAMES

TAXONOMIC NAMES

Broadleaf Weeds:

Algae	<i>Gloeocapsa magma</i>
Bittercress, hairy	<i>Cardamine hirsuta</i>
Chickweed, common	<i>Stellaria media</i>
Chickweed, mouse-ear	<i>Cerastium vulgatum</i>
Cocklebur, common	<i>Xanthium strumarium</i>
Corn spurry	<i>Spergula arvensis</i>
Cudweed, purple	<i>Gnaphalium purpureum</i>
Groundsel	<i>Senecio spp.</i>
Lambsquarters, common	<i>Chenopodium album</i>
Liverwort	<i>Machantia spp.</i>
Marestail or Horseweed rosettes	<i>Conyza canadensis</i>
Morningglory, annual	<i>Ipomoea spp.</i>
Moss	<i>Bryophyta</i>
Mustards	<i>Brassica spp.</i>
Oxalis or Woodsorrel	<i>Oxalis stricta</i>
Pansy, wild	<i>Viola tricolor</i>
Plantain	<i>Plantago spp.</i>
Pigweed, smooth and redroot	<i>Amaranthus spp.</i>
Mallow, roundleaved	<i>Malva spp.</i>
Moneywort	<i>Lysimachia nummularia</i>
Shepherdspurse	<i>Capsella bursa-pastoris</i>
Sorrel, sheep	<i>Rumex acetosella</i>
Spurge, spotted	<i>Euphorbia maculata</i>
Field pennycress	<i>Thlaspi arvense</i>
Velvetleaf	<i>Abutilon theophrasti</i>

Bold, italicized text is information for the reader and is not part of the label.

[Bracketed information is optional text]. Text separated by / denotes and/or options.

Grass and Other Weeds:

Bentgrass, colonial	<i>Agrostis tenuis</i>
Bluegrass, annual	<i>Poa annua</i>
Crabgrass, large	<i>Digitaria sanguinalis</i>
Fescue, creeping red	<i>Festuca rubra</i>
Fescue, hard	<i>Festuca ovina</i>
Nimblewill	<i>Muhlenbergia scheberi</i>
Onion, wild	<i>Allium canadense</i>
Ryegrass, perennial	<i>Lolium perenne</i>
Star-of-Bethlehem	<i>Ornithogalum nutans</i>

II. Weeds Moderately Difficult to Control¹

Bermudagrass (Wireweed)	<i>Cynodon dactylon</i>
Bindweed, field	<i>Convolvulus arvensis</i>
Dandelion	<i>Taraxacum officinale</i>
Nutsedge, yellow	<i>Cyperus esculentus</i>
Ragweed, common	<i>Ambrosia artemisiifolia</i>

¹Use 13 to 15% V/V of NNS 8766314/this/the product for control or suppression.

End of Option 1

Bold, italicized text is information for the reader and is not part of the label.

[Bracketed information is optional text]. Text separated by / denotes and/or options.

Option 2

[METHODS OF USE AND GENERAL APPLICATION INSTRUCTIONS]

How It Works:

Ammonium Nonanoate is the primary ingredient and is formulated to kill plants/weeds that are green and growing. This simple formula works to kill only what you see where you sprayed. Weeds will turn from green to brown within 1-2 hours. Perennial or more established weeds may take multiple applications. For best results, re-apply product every 2 to 3 weeks.

NNS 8766314/the product's effect on plant tissue may be more rapid in warm weather than in cold conditions. However, weed control is normally unaffected by temperature. NNS 8766314/this/the product does not migrate through the soil and is not translocated in plants. **To ensure satisfactory control, plant leaves must be thoroughly and uniformly covered with the spray solution.** NNS 8766314/this/the product does not provide any residual weed control in soil to affect germinating weed seeds.

NNS 8766314/this/the product is a contact non-selective herbicidal soap for foliar spray application in manual pump sprayers only to undesirable plant growth. Do not allow spray to contact any green plant parts of desirable plants. NNS 8766314/this/the product provides control and burndown suppression of annual and perennial broadleaf and grassy weeds. Spore producing plants such as mosses and liverworts are also controlled. The amount of burndown and the duration of weed suppression may be reduced when weed growth conditions are unfavorable or when plants are mature.

WHERE TO APPLY/USE

- For outdoor use only.
- Use on walkways, driveways, under trees, in landscape beds and gardens.

IMPORTANT: Do not spray plants or grasses you like - they will die. Not recommended for spot weed control in lawns since this product kills lawn grasses. Use the lowest pressure needed to achieve uniform coverage. Do not allow treated weeds to come in contact with desirable plants until spray has dried.

HOW TO APPLY/USE

- Apply using standard methods of liquid herbicide application. No shaking or agitation is required. Dilution must be in accordance with label instructions. Do not apply this product through any type of irrigation system.
- 1 pint (16 fl oz) per gallon of spray is recommended for most weed control situations and based on the results.
- 1.2 pints (19.2 fl oz) per gallon of spray is the maximum labeled rate and may be used for hard to control perennial weeds or extremely dense weed growth.
- Spray nozzles that produce a uniform spray will give maximum coverage of the leaves and improved weed control.
- [Adjust nozzle to the desired spray setting].
- Apply/spray until weeds are completely covered/run-off from weed leaves occurs.
- Apply to dry weed surfaces only.
- Use a cardboard or plastic shield to block spray from contact desirable plants nearby. If desirable plants are accidentally sprayed, rinse off immediately with water.
- Difficult to control weeds may require several applications for complete control.

Bold, italicized text is information for the reader and is not part of the label.

[Bracketed information is optional text]. Text separated by / denotes and/or options.

- Repeat applications as often as necessary to obtain desired control.
- **NOTE:** Do not use spray pressure higher than 15 PSI in a pressure sprayer since unacceptable foaming and bubble formation may occur at the nozzle heads.

HOW MUCH TO APPLY/USE: Fill sprayer tank with half the required amount of water, add the full amount of NNS 8766314/ product, then fill the sprayer tank with the remainder of the water required.

- Mix 1 pint (16 fl oz) of NNS 8766314/this/the product with 7 pints of water to treat up to 300 sq ft.
- For hard to control perennial weeds or extremely dense weed growth, mix 1.2 pints (19.2 fl oz) of NNS 8766314/this/the product with 6.8 pints of water to treat up to 300 sq ft.

WHEN TO APPLY/USE

- Apply any time of year when weeds are small [3 inches tall or wide] and actively growing.
- Apply when winds are calm.

PESTS

I. Weeds controlled or suppressed by NNS 8766314/this product:

COMMON NAMES

[TAXONOMIC NAMES

Broadleaf Weeds:

Algae	<i>Gloeocapsa magma</i>
Bittercress, hairy	<i>Cardamine hirsuta</i>
Chickweed, common	<i>Stellaria media</i>
Chickweed, mouse-ear	<i>Cerastium vulgatum</i>
Cocklebur, common	<i>Xanthium strumarium</i>
Corn spurry	<i>Spergula arvensis</i>
Cudweed, purple	<i>Gnaphalium purpureum</i>
Groundsel	<i>Senecio spp.</i>
Lambsquarters, common	<i>Chenopodium album</i>
Liverwort	<i>Machantia spp.</i>
Marestail or Horseweed rosettes	<i>Conyza canadensis</i>
Morningglory, annual	<i>Ipomoea spp.</i>
Moss	<i>Bryophyta</i>
Mustards	<i>Brassica spp.</i>
Oxalis or Woodsorrel	<i>Oxalis stricta</i>
Pansy, wild	<i>Viola tricolor</i>
Plantain	<i>Plantago spp.</i>
Pigweed, smooth and redroot	<i>Amaranthus spp.</i>
Mallow, roundleaved	<i>Malva spp.</i>
Moneywort	<i>Lysimachia nummularia</i>
Shepherdspurse	<i>Capsella bursa-pastoris</i>
Sorrel, sheep	<i>Rumex acetosella</i>
Spurge, spotted	<i>Euphorbia maculata</i>
Field pennycress	<i>Thlaspi arvense</i>
Velvetleaf	<i>Abutilon theophrasti</i>

NOTE:

EPA Reg. No. 239-2754

Bold, italicized text is information for the reader and is not part of the label.

[Bracketed information is optional text]. Text separated by / denotes and/or options.

Grass and Other Weeds:

Bentgrass, colonial	<i>Agrostis tenuis</i>
Bluegrass, annual	<i>Poa annua</i>
Crabgrass, large	<i>Digitaria sanguinalis</i>
Fescue, creeping red	<i>Festuca rubra</i>
Fescue, hard	<i>Festuca ovina</i>
Nimblewill	<i>Muhlenbergia scheberi</i>
Onion, wild	<i>Allium canadense</i>
Ryegrass, perennial	<i>Lolium perenne</i>
Star-of-Bethlehem	<i>Ornithogalum nutans</i>

II. Weeds Moderately Difficult to Control¹

Bermudagrass (Wireweed)	<i>Cynodon dactylon</i>
Bindweed, field	<i>Convolvulus arvensis</i>
Dandelion	<i>Taraxacum officinale</i>
Nutsedge, yellow	<i>Cyperus esculentus</i>
Ragweed, common	<i>Ambrosia artemisiifolia</i>

¹Use 1.2 pints of NNS 8766314/this product per gallon for control or suppression***End of Option 2*****STORAGE AND DISPOSAL****Pesticide Storage:** Store container in cool place until used. Store at temperatures above 32° F.**Pesticide Disposal:** Wastes resulting from use of this product must be disposed of on-site or at an approved waste disposal facility.**Container Disposal: If empty: Non-refillable.** Do not reuse or refill this container. Offer for recycling if available. **If partly filled:** Call your local solid waste agency for disposal instructions. Never place unused product down any indoor or outdoor drain.***End of the Concentrate Section***

Bold, italicized text is information for the reader and is not part of the label.

[Bracketed information is optional text]. Text separated by / denotes and/or options.

Dose Pack and Dose Pack + Applicator (Kit)

Note to PM: the text below will appear in a pullout accordion label or an insert/booklet label.

DIRECTIONS FOR USE

It is a violation of Federal law to use this product in a manner inconsistent with its labeling.

APPLICATION PRECAUTIONS:

- Do not apply to weeds when wet from dew, rain or water.
- Do not water within 2 hours after application.
- Do not apply if rainfall is expected within 2 hours.
- Do not allow spray to contact desirable green plant parts unless topical injury can be tolerated.
- Do not allow children and pets to enter application area until sprays have dried.

[METHODS OF USE AND GENERAL APPLICATION INSTRUCTIONS]

How It Works:

Ammonium Nonanoate is the primary ingredient and is formulated to kill plants/weeds that are green and growing. This simple formula works to kill only what you see where you sprayed. Weeds will turn from green to brown within 1-2 hours. Perennial or more established weeds may take multiple applications. For best results, re-apply product every 2 to 3 weeks.

NNS 8766314/the product's effect on plant tissue may be more rapid in warm weather than in cold conditions. However, weed control is normally unaffected by temperature. NNS 8766314/this/the product does not migrate through the soil and is not translocated in plants. **To ensure satisfactory control, plant leaves must be thoroughly and uniformly covered with the spray solution.** NNS 8766314/this/the product does not provide any residual weed control in soil to affect germinating weed seeds.

NNS 8766314/this/the product is a contact non-selective herbicidal soap for foliar spray application in manual pump sprayers only to undesirable plant growth. Do not allow spray to contact any green plant parts of desirable plants. NNS 8766314/this/the product provides control and burndown suppression of annual and perennial broadleaf and grassy weeds. Spore producing plants such as mosses and liverworts are also controlled. The amount of burndown and the duration of weed suppression may be reduced when weed growth conditions are unfavorable or when plants are mature.

WHERE TO APPLY/USE

- For outdoor use only.
- Use on walkways, driveways, under trees, in landscape beds and gardens.

IMPORTANT: Do not spray plants or grasses you like - they will die. Not recommended for spot weed control in lawns since this product kills lawn grasses. Use the lowest pressure needed to achieve uniform coverage. Do not allow treated weeds to come in contact with desirable plants until spray has dried.

Bold, italicized text is information for the reader and is not part of the label.

[Bracketed information is optional text]. Text separated by / denotes and/or options.

HOW TO APPLY/USE

- Apply using standard methods of liquid herbicide application. No shaking or agitation is required. Dilution must be in accordance with label instructions. Do not apply this product through any type of irrigation system.
- 1 pint (16 fl oz) per gallon of spray **OR** 8 fl oz per ½ gallon of spray is recommended for most weed control situations and based on the results.
- Spray nozzles that produce a uniform spray will give maximum coverage of the leaves and improved weed control.
- [Adjust nozzle to the desired spray setting].
- Apply/spray until weeds are completely covered/run-off from weed leaves occurs.
- Apply to dry weed surfaces only.
- Use a cardboard or plastic shield to block spray from contact desirable plants nearby. If desirable plants are accidentally sprayed, rinse off immediately with water.
- Difficult to control weeds may require several applications for complete control.
- Repeat applications as often as necessary to obtain desired control.
- **NOTE:** Do not use spray pressure higher than 15 PSI in a pressure sprayer since unacceptable foaming and bubble formation may occur at the nozzle heads.

HOW MUCH TO APPLY/USE: Fill sprayer tank with half the required amount of water, add the full amount of NNS 8766314/ product, then fill the sprayer tank with the remainder of the water required.

- Mix 1 pint (16 fl oz) of NNS 8766314/this/the product with 7 pints of water to treat up to 300 sq ft.

HOW TO MIX /HOW TO DILUTE

Alternate Mixing Instructions for Single-Dose Packaging

[Single-Dose Pouch] – ½ gallon dilution

1. Unscrew cap from concentrate package/bottle/container/pouch and empty entire concentrate package/bottle/container/pouch into a [reusable] [Ortho] bottle/container [applicator name] or tank sprayer.
2. Fill bottle/container [brand name] or tank sprayer with [3.5 pints] [(56 fl oz)] of water.
3. Securely screw cap or top onto bottle/container [brand name] or tank sprayer.
4. No shaking or agitation is required.
5. Spray weeds [and/or] [weed prone area] using [chosen applicator/bottle/container [brand name]]. One half/½ gallon covers up to 150 sq ft.

[Follow all recommendations on the applicator used to apply this product.]

OR

[Two, Single-Dose Pouch] – 1 gallon dilution

1. Unscrew cap from two concentrate packages/bottles/containers/pouches and empty both concentrate packages/bottles/containers/pouches into a [reusable] [Ortho] bottle/container [applicator name] or tank sprayer.
2. Fill bottle/container [brand name] or tank sprayer with [7 pints] [(112 fl oz)] of water.
3. Securely screw cap or top onto bottle/container [brand name] or tank sprayer.
4. No shaking or agitation is required.
5. Spray weeds [and/or] [weed prone area] [using chosen applicator/bottle/container [brand name]]. One/1 gallon covers up to 300 sq ft.

[Follow all recommendations on the applicator used to apply this product.]

Bold, italicized text is information for the reader and is not part of the label.

[Bracketed information is optional text]. Text separated by / denotes and/or options.

WHEN TO APPLY/USE

- Apply any time of year when weeds are small [3 inches tall or wide] and actively growing.
- Apply when winds are calm.

[PESTS]

I. Weeds controlled or suppressed by NNS 8766314/this product:

COMMON NAMES

[TAXONOMIC NAMES]

Broadleaf Weeds:

Algae	<i>Gloeocapsa magma</i>
Bittercress, hairy	<i>Cardamine hirsuta</i>
Chickweed, common	<i>Stellaria media</i>
Chickweed, mouse-ear	<i>Cerastium vulgatum</i>
Cocklebur, common	<i>Xanthium strumarium</i>
Corn spurry	<i>Spergula arvensis</i>
Cudweed, purple	<i>Gnaphalium purpureum</i>
Groundsel	<i>Senecio</i> spp.
Lambsquarters, common	<i>Chenopodium album</i>
Liverwort	<i>Machantia</i> spp.
Marestail or Horseweed rosettes	<i>Conyza canadensis</i>
Morningglory, annual	<i>Ipomoea</i> spp.
Moss	<i>Bryophyta</i>
Mustards	<i>Brassica</i> spp.
Oxalis or Woodsorrel	<i>Oxalis stricta</i>
Pansy, wild	<i>Viola tricolor</i>
Plantain	<i>Plantago</i> spp.
Pigweed, smooth and redroot	<i>Amaranthus</i> spp.
Mallow, roundleaved	<i>Malva</i> spp.
Moneywort	<i>Lysimachia nummularia</i>
Shepherdspurse	<i>Capsella bursa-pastoris</i>
Sorrel, sheep	<i>Rumex acetosella</i>
Spurge, spotted	<i>Euphorbia maculata</i>
Field pennycress	<i>Thlaspi arvense</i>
Velvetleaf	<i>Abutilon theophrasti</i>

Grass and Other Weeds:

Bentgrass, colonial	<i>Agrostis tenuis</i>
Bluegrass, annual	<i>Poa annua</i>
Crabgrass, large	<i>Digitaria sanguinalis</i>
Fescue, creeping red	<i>Festuca rubra</i>
Fescue, hard	<i>Festuca ovina</i>
Nimblewill	<i>Muhlenbergia scheberi</i>
Onion, wild	<i>Allium canadense</i>
Ryegrass, perennial	<i>Lolium perenne</i>
Star-of-Bethlehem	<i>Ornithogalum nutans</i>

Bold, italicized text is information for the reader and is not part of the label.

[Bracketed information is optional text]. Text separated by / denotes and/or options.

II. Weeds Moderately Difficult to Control¹

Bermudagrass (Wireweed)

Bindweed, field

Dandelion

Nutsedge, yellow

Ragweed, common

Cynodon dactylon

Convolvulus arvensis

Taraxacum officinale

Cyperus esculentus

Ambrosia artemisiifolia

¹Suppression only

STORAGE AND DISPOSAL

Pesticide Storage: Store container in cool place until used. Store at temperatures above 32° F.

Pesticide Disposal: Wastes resulting from use of this product must be disposed of on-site or at an approved waste disposal facility.

Note to PM: for Nonrefillable Containers:

Container Disposal: If empty: Non-refillable. Do not reuse or refill this container. Offer for recycling if available. **If partly filled:** Call your local solid waste agency for disposal instructions. Never place unused product down any indoor or outdoor drain.

Note to PM: for Refillable Containers:

Container Disposal: If empty: [Dose Pack/bottle/container.] Refillable container. [Refill this container with dose pack/product name only. Do not reuse this container for any other purpose.]

AND/OR [Follow instructions in the Dose Cap Concentrate/Product Name Directions section when reusing/refilling this bottle/container.] **If partly filled:** Call your local solid waste agency for disposal instructions. Never place unused product down any indoor or outdoor drain.

End of pamphlet / insert directions.

Note to PM: optional text for the reusable bottle (when the bottle and dose pack are sold as a kit):

[How to Clean the Reusable Bottle/Container]

[Prior to cleaning the bottle/container any unused product must be disposed of according to Storage & Disposal]



1. Fill the [brand name] bottle/container with at least 1 quart of ¼ full]with [clean tap] water and replace the spray head/trigger sprayer/twist cap/flip cap with dip tube.
2. Gently shake the [brand name] bottle/container to rinse.
3. Empty the contents by spraying onto [the] treated area.
4. Repeat steps 1-3 two more times until the bottle/container and spray head/trigger sprayer/twist cap/flip cap with dip tube are clean.
5. DO NOT THROW AWAY. Store empty [brand name] bottle/container for reuse with additional Dose Pack/Product Name.

OR

[Refer to applicator label/manual for additional clean out information.]

End of Container/Bottle Label

NOTE:

EPA Reg. No. 239-2754

Bold, italicized text is information for the reader and is not part of the label.

[Bracketed information is optional text]. Text separated by / denotes and/or options.

Note to PM: optional text when a dedicated bottle is provided for initial point of sale. Bottle is not included with Dose Pack only offering for refilling the provided bottle.

Secondary Container/Bottle Label

[Use Solution/Dilution of]

NNS 8766314/Brand Name[Bottle]

When diluted according to NNS 8766314 Directions for Use the resultant formula contains:

Active ingredient:

Ammonium Nonanoate5.0 wt.%

Other ingredients 95.0 wt.%

Total100.0 wt.%

NNS 8766314/this/the product contains 3.3 lbs. of ammonium nonanoate per US gallon

**KEEP OUT OF REACH OF CHILDREN
WARNING**

See accompanying label for Directions for Use.

Note to PM: optional marketing claims may be added to the bottle (e.g. reusable bottle).

Follow Directions for Use on the enclosed pamphlet/label/leaflet.

OR

See accompanying label for Directions for Use.

[FOR USE ONLY WITH Dose Pack FOR NNS 8766314]

[Best if diluted product is used within [30/X days **OR** 4/X weeks **OR** 1/X months.]

[This bottle/container holds up to xx fl oz (xx ml)]

[NOT FOR RESALE]

Sold by: The Ortho Group
P.O. Box 190
Marysville, OH 43040

Questions or/and Comments?  

[Call] 1-800-225-2883 [or] [visit our website at www.ortho.com]

Bold, italicized text is information for the reader and is not part of the label.

[Bracketed information is optional text]. Text separated by / denotes and/or options.

Note to PM: The following text is optional

FIRST AID	
If in eyes	<ul style="list-style-type: none"> • Hold eye open and rinse slowly and gently with water for 15-20 minutes. • Remove contact lenses, if present, after the first 5 minutes, then continue rinsing eye. • Call a poison control center or doctor for treatment advice.
If inhaled	<ul style="list-style-type: none"> • Move person to fresh air. • If person is not breathing, call 911 or an ambulance, then give artificial respiration, preferably mouth-to-mouth if possible. • Call a poison control center or doctor for further treatment advice.
If on skin or clothing	<ul style="list-style-type: none"> • Take off contaminated clothing • Rinse skin immediately with plenty of water for 15-20 minutes. • Call a poison control center or doctor for treatment advice.
Emergency Number: Have the product container or label with you when calling a poison control center or doctor, or going for treatment. You may also contact 1-877-465-5161 for emergency medical treatment information.	

PRECAUTIONARY STATEMENTS

HAZARDS TO HUMANS AND DOMESTIC ANIMALS

Warning. Causes substantial, but temporary eye irritation. Do not get in eyes or on clothing. Wear goggles. Harmful if inhaled. Avoid breathing spray mist. Causes moderate skin irritation. Avoid contact with skin or on clothing. Wash thoroughly with soap and water after handling and before eating, drinking, chewing gum or using tobacco. Remove and wash contaminated clothing before reuse.

ENVIRONMENTAL HAZARDS

For terrestrial uses: This pesticide is toxic to fish and aquatic invertebrates. To protect the environment, do not allow pesticide to enter or run off into storm drains, drainage ditches, or gutters or surface waters. Applying this product in calm weather when rain is not predicted for the next 24 hours will help ensure that wind or rain does not blow or wash pesticide off the treatment area. Rinsing application equipment over the treated area will help avoid run off to water bodies or drainage systems. This product is toxic to bees exposed to direct treatment or residues on blooming crop or weeds. Do not apply this product if bees are visiting the treatment area.

STORAGE AND DISPOSAL

Pesticide Storage: Store container in cool place until used. Store at temperatures above 32° F.

Pesticide Disposal: Wastes resulting from use of this product must be disposed of on-site or at an approved waste disposal facility.

Note to PM: for Nonrefillable containers:

Container Disposal: If empty: Non-refillable. Do not reuse or refill this container. Offer for recycling if available. **If partly filled:** Call your local solid waste agency for disposal instructions. Never place unused product down any indoor or outdoor drain.

Note to PM: for Refillable containers:

Container Disposal: If empty: [Dose Pack/bottle/container.] Refillable container. [Refill this container with dose pack/product name only. Do not reuse this container for any other purpose.] **AND/OR** [Follow instructions in the Dose Cap Concentrate/Product Name Directions section when reusing/refilling this bottle/container.] **If partly filled:** Call your local solid waste agency for disposal instructions. Never place unused product down any indoor or outdoor drain.

End of Secondary Container/Bottle Label

End Dose Pack and Dose Pack + Kit label

NOTE:

EPA Reg. No. 239-2754

Bold, italicized text is information for the reader and is not part of the label.

[Bracketed information is optional text]. Text separated by / denotes and/or options.

Individual unit label

NNS 8766314

Active Ingredient:

Ammonium Nonanoate40.0 wt. %

Other ingredients 60.0 wt. %

Total100.0 wt. %

NNS 8766314/this/the product contains 3.3 lbs. of ammonium nonanoate per US gallon

KEEP OUT OF REACH OF CHILDREN

WARNING

See accompanying label for Directions for Use.

EPA Reg. No. 239-2754

EPA Est. No. XXXXXX

[Superscript is first letter of lot number.]

Sold by:

The Ortho Group

P.O. Box 190

Marysville, OH 43040

NET CONTENTS: XX FL OZ (X GAL/QT/PT) XX [L/mL]

End of individual unit label.

Bold, italicized text is information for the reader and is not part of the label.

[Bracketed information is optional text]. Text separated by / denotes and/or options.

Optional Marketing Claims
For use with Residential label Option 2 and Dose Pack and Dose Pack + Applicator (Kit)

(Claims may appear on any or all label panel(s))

The following Product Facts format is optional and the information may appear inside or outside of a box. Appropriate formula and company specific information will be inserted on Final Printed Label to replace "X"

Product Facts:

Kills weeds & grasses

Acts on Contact

See results in 15 minutes

Absorbs on Contact

Starts Working Immediately

Rainproof in 2 hours

For organic gardening

[For/use on] Patios*, landscape beds*, gardens*

WHERE TO USE [Insert Graphics]

- [Fence Lines/ Along Fences]
- [Driveways & Walkways/ Patios*]
- [Tree Rings/ Around Trees]
- [Flower Beds/ Landscaped Beds]
- [Edging]

*apply directly to weeds

Efficacy Claims

1. [See] Results in 15 Minutes
2. Starts working immediately
3. Concentrate
4. Fast Acting
5. Kills to the root
6. Acts on contact
7. Fast Acting Formula
8. Quick Kill Formula
9. See results within one to two hours
10. Control/Kill weeds [and/& grasses] fast/quickly
11. Quickly control/kill weeds [and/& grasses]
12. FOR CONTACT SPRAY CONTROL OR BURNDOWN OF WEEDS AND GRASSES[±] [±]Visible results within 24 hours
13. Controls/Kills [Any of the weeds or grasses from list] and many others* *see booklet for complete list
14. Works on [Any of the weeds or grasses from list]
15. Kills/Controls weed and grasses
16. For control or burndown of weeds and grasses [by/through contact].
17. For control or burndown of a broad spectrum of weeds, grasses, and mosses [by/through contact]
18. For control or burndown of a broad spectrum of weeds by/through contact.
19. Kills moss
20. Kills weeds, grass[es], algae, and/& moss
21. For non-selective control of herbaceous broadleaf weeds and grasses
22. Formulated to effectively kill any plants/weeds that are green and growing
23. Spray the weed's leaves for control or burndown of weeds and grasses
24. Does not have soil activity
25. Kills existing weeds only[, no residual activity in soil]
26. Does not translocate

Bold, italicized text is information for the reader and is not part of the label.

[Bracketed information is optional text]. Text separated by / denotes and/or options.

- 27. Does not move within the soil
- 28. Absorbed into both broadleaf and grassy weeds
- 29. Absorbs/Acts on contact, starts working immediately

General & Product Facts

- 30. Controls annual and perennial weeds* *when used as directed
 - 31. Controls grasses and broadleaf weeds
 - 32. Weed and/& Grass Killer
 - 33. Broad Spectrum [weed control]
 - 34. For non-selective control of weeds and grasses. Do not spray in/on the lawn.
 - 35. Rainproof/Rainfast in 2 hours
 - 36. [Homeowners] [Can] Plant new flowers, trees & shrubs in treated areas once application dries.* *upon drying
 - 37. Non-selective Herbicide
 - 38. Non-selective weed control
 - 39. Non-residual Herbicide
 - 40. Non-residual weed control
 - 41. Does not move through/in soil
 - 42. Does not leach/move through soil to affect desirable plants[.]
 - 43. Grass and/& weed knockdown[.]
 - 44. Controls annual and/& perennial weeds[.]
 - 45. Controls grasses and/& broadleaf weeds
 - 46. [For] control [of] unwanted vegetation
 - 47. Weed and/& Grass Killer
 - 48. Broad Spectrum
 - 49. Will not leach/move through [the] soil [to harm desirable plants]
 - 50. Effective weed and/& grass control
 - 51. Eliminates vegetation and/& leaves area weed free
 - 52. [A] weed-free area is a spray away
 - 53. For non-selective control of weeds and grasses. [Do not spray in lawn[.]]
 - 54. Above ground weed killer/control
 - 55. Kills/Controls the weeds you see
 - 56. Rainproof/Rain fast in 2 hours* *upon drying
 - 57. Kill/Control weeds effectively
 - 58. Will not [migrate/move] through soil [to harm surrounding plants of future growths]
 - 59. Water-soluble/water soluble
 - 60. Non-volatile
 - 61. Works with temperatures as low as 40 degrees° F**
 - 62. Secure your fence line/fence/garden/driveway/walkway/patio/trees/flower beds/landscaped beds/landscaped areas/mulch beds/mulched areas/edging/hardscapes/pavers/vegetable gardens
- ** activity may be slower at cooler temperatures

Promotional Claims

- 63. Value [pack/size/buy]
- 64. Great Value
- 65. X bottles [included]
- 66. Not for individual sale
- 67. Bonus [value/ size/offer/package/pack/buy]
- 68. Exclusive item [size]
- 69. Special [buy/offer/size/item]
- 70. Limited time offer
- 71. X% more than X size

Bold, italicized text is information for the reader and is not part of the label.

[Bracketed information is optional text]. Text separated by / denotes and/or options.

- 72. Save [money]
- 73. Free sample
- 74. X% more [free]
- 75. XX% more than X gallon size
- 76. X bottles [included]
- 77. X refill(s) [included/attached]
- 78. \$X rebate
- 79. A \$X value
- 80. Bundle/Club/Combo/pack
- 81. Not for individual sale
- 82. Sample not for sale
- 83. Save up to \$X on [your] next purchase

Coverage

- 84. Covers [up to] XXXX SQ. FT
- 85. Treats [up to] XXXX SQ. FT
- 86. Covers (XX) sq. ft. (qt.) (gal.)
- 87. 1 qt covers up to 600 sq ft

Organic Gardening

- 88. FOR ORGANIC GARDENING
- 89. OMRI [Logo]



Use Areas

- 90. For/use on patio[s]/driveways/walkways/flower beds/mulch beds/hardscapes/pavers/fence lines/tree rings/around trees/landscaped beds and/or gardens
- 91. FOR HOMES AND GARDENS / For homes and/& gardens
- 92. For weed control in and/& around the home and/& gardens[.]
- 93. Ideal for [spot] weed control around ornamental trees, bushes, flowers and/& landscaping beds[.]
- 94. Ideal for weed control along walkways and/& driveways[.]
- 95. Ideal for trimming and edging along walkways, driveways, trees, and/& landscaping beds[.]
- 96. For weed control in and/& around the home and gardens[.]
- 97. For Home Garden/Landscape Care
- 98. [For] [use on] patio[s]/driveways/walkways/flower beds/mulch beds/hardscapes/pavers/fence lines/tree rings/around trees/landscaped beds/vegetable gardens
- 99. Use on landscape beds, around garden plants, and/& around play areas[.]
- 100. [For] use on landscape beds
- 101. [For] use around garden plants
- 102. [For] use around play areas
- 103. Use on patios, driveways, walkways, and/& sidewalks*
- 104. Use directly on weeds on patios, driveways, and/& sidewalks
- 105. [Product Name] kills weeds and/& grasses in patios/driveways/sidewalks/ornamental gardens, and other non-lawn areas[.]
- 106. [Approved] for use in vegetable gardens
- 107. Weed free patio/hardscapes/pavers/Fence Lines/ Along Fences Driveways & Walkways/ Patios/Tree Rings/ Around Trees/Flower Beds/ Landscaped Beds/ Vegetable Gardens/Edging]

*Apply directly to weeds.

Other Product Claims

- 108. Non-selective Herbicide
- 109. Clears/Kills/Controls weeds to the ground
- 110. Takes the guesswork out of weed control [in the garden/landscape]
- 111. Weed control for your garden/landscape
- 112. Weed control made easy
- 113. Be in control of weeds in your garden/landscape

Bold, italicized text is information for the reader and is not part of the label.

[Bracketed information is optional text]. Text separated by / denotes and/or options.

- 114. Before [illustration] / After [illustration]
- 115. For a beautiful [weed free] garden/landscape
- 116. [For] [Get] a weed free garden/landscape
- 117. From the garden care experts at [Company Name]
- 118. From the leader in weed control
- 119. From the weed experts at [Company Name]
- 120. [Help[s]] [keep[s]] the garden/landscape look[ing] beautiful
- 121. [Help[s]] keep[s] gardens/landscapes weed free
- 122. People & Pets may enter treated areas after spray has dried[.]
- 123. Say so long to unruly grass and/& weeds
- 124. Draw the line™
- 125. Speed you can trust™, Guaranteed!
- 126. Weeds never stood a chance against GroundClear[!/.]
- 127. Weeds never stand a chance against GroundClear[!/.]
- 128. No more hand pulling [weeds]
- 129. Be smarter than your weeds
- 130. Eliminate unwanted vegetation
- 131. Overspray won't/Does not stain brick, concrete or pavement
- 132. Use with confidence in gardens and landscapes
- 133. Spray away weeds [and/& grasses]
- 134. Feel confident using/applying GroundClear
- 135. Apply in almost no time at all[!]

Guarantee:

- 136. Guaranteed[†]
- 137. Guaranteed [results] [†]
- 138. Guaranteed Satisfaction[†]
- 139. [Company/Brand] Guarantee[d][†]
- 140. [Company/Brand] Satisfaction guarantee[d][†]
- 141. [Company/Brand] [Promise your] satisfaction guaranteed [or your money back] [†]
- 142. Guaranteed [We Guarantee It] [or Your Money Back]

Flexible Packaging-specific

Note to PM: claims 124-128 may appear on any label panel for 6 months after the product is first sold or distributed.

- 124. New[!]
- 125. New container[!]
- 126. New, easy to use/easy-to-use pouch/[Pouch Name]
- 127. [New] small packaging, same GroundClear results[!]
- 128. [The] new [, easy] to kill weeds[!]
- 129. [Concentrated/Concentrate] Refill
- 130. [X] Refill pouch[es]/[Pouch Name] included inside[!]
- 131. Refill included inside[!]
- 132. Reusable bottle
- 133. [Super] Easy to pour
- 134. [For] use with refillable container
- 135. [For/Easy] use with tank sprayer
- 136. Easy to pour and mix[!]
- 137. Small package, powerful results
- 138. Empty [the] Pouch. Add [the] water. Kill [the] weeds.



- 139. Say goodbye to weeds
- 140. Combo pack

Bold, italicized text is information for the reader and is not part of the label.

[Bracketed information is optional text]. Text separated by / denotes and/or options.

141. Reuse [Ortho]  [bottle/container] [.] refill with  [pouch/container/Pouch Name].
142. Reduce[s] plastic [waste] by [up to] 90/XX%[!]⁺⁺
143.  Uses [up to] 90% less plastic[!]⁺⁺
144. Small. Powerful. Easy.
145. Easy to store, easy to mix, easy to use.
146. Easy to pour, easy to mix, easy to use.
147. Good/Super things come in small packages.
148. This little bit goes a long way.
149. The might of mini.
150. No measuring [required][.][!]
151. Mix &/and Go
152. Mini-pouch/mini pouch/[Pouch Name], mighty performance.
153. Little. Flexible. Powerful.
154. Small. But fierce.
155. Get ready to say "peace out" to weeds.
156. It may be small[,.] but it is fierce.
157. Small pouch. Fiercely effective.
158. Small pouch. Simple mix. Super easy.
159. This little bit clears a whole lot.
160. Mini might. Clears weeds out of sight.
161. Same GroundClear power. [Just smaller.]
162. Small. Simple. Easy.
163. Behold the power of small.
164. GroundClear [Product Name] has a mini me.
165. The power of small.
166. Mini [pack/pouch]. Maximum easy.
167. Small is good.
168. Behold the power of small.
169. Mini[-]pouch/[pack] power.
170. The mini pouch/[Pouch Name] that packs a powerful punch.
171. Keep it simple.
172. Easy to mix. Easy to use.
173. Clear in a 8/eight or 16/sixteen [-]ounce pack.
174. Small, but powerful.
175. Small, but mighty.
176. No guesswork. No messwork.
177. Add to jug, fill with water. Pretty darn easy.
178. The no-measure, easy-mix pouch.
179. The no-measure, Mix & Go Pouch.
180. The no-measure, EZ[-]Flex Pouch.
181. The no-measure, Easy Flex Pouch.
182. The no-measure, Mix & Go Pouch.
183. The no-measure, Quick[-]Mix Pouch
184. No-measure, Quick Mix Pouch.
185. Same GroundClear results.
186. We measured so you don't have to.
187. [The] weeds never stood/stand a chance [against GroundClear.]
188. Pour contents into container. Fill with water. Done.
189. Mix contents with a [one] half [1/2] gallon of water. Go!
190. Mix contents with a/one/1 gallon of water. Go!
191. Makes 2L/one half gallon/1/2 gallon of solution/product
192. Pour. Go.
193. Pour. Add Water. Go.
194. Pour. Mix. Kill Weeds.
195. Just add water.

Bold, italicized text is information for the reader and is not part of the label.

[Bracketed information is optional text]. Text separated by / denotes and/or options.


196. A simple mix without the mess.
 197. The hassle-free mix.
 198. No measuring. No mess. Just mix and go.
 199. No mess, just mix and go.
 200. No measure, no mess.
 201. The seriously easy mix.
 202. Save space. Less waste.
 203. Less mess. Less waste.
 204. Small pouch. Big difference.
 205. Reduce. Refill. Reuse.
 206. Deliberately small to reduce unnecessary [plastic] waste.
 207. [image] Reuse [Ortho] [bottle/container] [image][.] refill with [image] [pouch/container/Pouch Name] [image].
 208. [image] [Uses] [up to] 90/XX% less plastic⁺⁺
 209. [And] now [using] [up to] 90/XX% less plastic⁺⁺
 210. Save[s] plastic. Reduce[s] waste.
 211. Reduce plastic. Reduce waste.
 212. Save[s] plastic [waste] with every refill.
 213. Reduce[s] plastic [waste] with every refill.
 214. Learn more [about our efforts to reduce plastic waste] at ortho.com[/XXX]
 215. Learn [more about] how we're reducing plastic waste at ortho.com[/XXX].
 216. Learn about our/Ortho's sustainability efforts at ortho.com[/XXX].
 217. Clear your space. Reduce your waste.
 218. Every refill saves plastic [waste].
 219. Reuse[.] refill[.] no measuring required[.]
 220. Contact[-]free concentrate
 221. [The] EZ[-]Flex Pouch
 222. [The] Easy Flex Pack
 223. [The] Quick[-]Mix Pouch
 224. [The] Mix & Go Pouch
 225. [The] [Pouch Name]
 226. Refill
 227. [pouch icon] [X/#] Refill pouch[es] [included/inside]
 228. [pouch icon] [X/#] Concentrate/Concentrated [refill] pouch[es] [included/inside]
 229. [pouch icon] [X/#] Pre-dosed concentrate/concentrated [refill] pouch[es] [included/inside]
- ⁺⁺vs. 5L/1gal/XXL/XXgal [refill] bottle

[CLEARING [OUT] WEEDS HAS NEVER BEEN EASIER:] / [Clear weeds the easy way]/

[How it works:] / [Getting started:] / [How to use:] / [How to mix:]

Note to PM: optional images (below) may be used in association with each step.

1. Unscrew cap from pouch/[pouch name] and empty entire pouch into a reusable [Ortho] bottle or tank sprayer.
2. Fill bottle or tank sprayer with 3.5 pt **and/or** (56 fl oz) of water.
3. Securely screw cap or top onto bottle or sprayer.
4. Spray weeds [and/or] [weed prone area] as directed.



NOTE:

EPA Reg. No. 239-2754

Bold, italicized text is information for the reader and is not part of the label.

[Bracketed information is optional text]. Text separated by / denotes and/or options.

Images for use on the flexible packaging:



Example Graphics

The following are representative examples of graphics that may be used on the market label. If the graphic is used, minor changes to the exact color, shapes or orientation of items depicted, or the amount or size of graphic may occur based on marketing decisions and the available space on the label.



(example of FPL on container [pack shot])



Kills weeds



Speed



Rainproof



Where to Use:



When to Use:



How it works:



Where to Use:



Other:

- [Open] Resealable Label for Directions and Precautions
- Press to Reseal
- See inside booklet for details
- Peel Here
- Not for individual sale

NOTE:

EPA Reg. No. 239-2754

Bold, italicized text is information for the reader and is not part of the label.

[Bracketed information is optional text]. Text separated by / denotes and/or options.

QR Code:

- Scan here to/and learn more [about [product name /dose pack]]
- Scan here/me [to/and learn more] [about] [product name/dose pack]
- Discover [dose pack]
- Have weeds? Scan here.
- Weed problems? Scan for a solution.
- Need help with weeds? Scan for a solution.
- Scan to learn how to keep your ground clear with GroundClear.

Questions &/or Comments [icon phone] [icon computer]



Call 1-800-225-2883 or [visit our website] [at] [www.]ortho.com

NOTICE: To the extent consistent with applicable law, the buyer assumes all risks of use, storage or handling of this product not in accordance with label directions.

†**The ORTHO® Guarantee**



When purchased from an authorized seller if for any reason you, the consumer, are not satisfied with this product, mail us your original proof of purchase to obtain a full refund of your purchase price.

Ortho [subregistrant name] & Your Environment

Your yard is a place for family and pets to enjoy. That's why Ortho® [subregistrant name] products are designed with care to provide effective solutions to weed problems. Follow instructions for appropriate usage, storage and disposal.

©Year [Company Name]. World rights reserved.

Manufactured/Sold/Distributed by/for:

The ORTHO Group

P.O. Box 190

Marysville, OH 43040

EPA Reg. No. 239-2754

EPA Est. No. XXX-XXX-X

[Superscript is first letter of lot number]

[Product of] [Made in] [Country Name] [USA]