



**UNITED STATES ENVIRONMENTAL PROTECTION AGENCY
WASHINGTON, DC 20460**

**OFFICE OF CHEMICAL SAFETY
AND POLLUTION PREVENTION**

August 23, 2023

Mandy Slack
Sr. Analyst, Regulatory Affairs
The Scotts Company
P.O. Box 190
Marysville, OH 43040

Subject: Notification per PRN 98-10 – Fix typographical error in ae rates and add optional brackets to marketing statements
Product Name: WBG 553 Concentrate
EPA Registration Number: 239-2744
Application Date: June 6, 2023
Decision Number: 592891

Dear Mandy Slack:

The Agency is in receipt of your Application for Pesticide Notification under Pesticide Registration Notice (PRN) 98-10 for the above referenced product. The Registration Division (RD) has conducted a review of this request for its applicability under PRN 98-10 and finds that the action requested falls within the scope of PRN 98-10. The label submitted with the application has been stamped “NOTIFICATION” and placed in our records.

Should you wish to add/retain a reference to the company’s website on your label, then please be aware that the website becomes labeling under the Federal Insecticide, Fungicide, and Rodenticide Act (FIFRA) and is subject to review by the Agency. If the website is false or misleading, the product would be misbranded and unlawful to sell or distribute under FIFRA section 12(a)(1)(E). 40 CFR 156.10(a)(5) lists examples of statements EPA may consider false or misleading. In addition, regardless of whether a website is referenced on your product’s label, claims made on the website may not substantially differ from those claims approved through the registration process. Therefore, should the Agency find or if it is brought to our attention that a website contains false or misleading statements or claims substantially differing from the EPA approved registration, the website will be referred to the EPA’s Office of Enforcement and Compliance.

If you have any questions, please contact me at ondish.mindy@epa.gov or at (202)566-2857.

Sincerely,

A handwritten signature in cursive script that reads "Mindy Ondish".

Mindy Ondish
Product Manager 23
Herbicide Branch
Registration Division (7505T)
Office of Pesticide Programs

Bold, italicized text is information for the reader and is not part of the label.

[Bracketed information is optional text]. Text separated by / denotes and/or options

Highlighted text is new. ~~Strike through text is being deleted.~~

WBG 553 CONCENTRATE

Alternate Brand Names:

- Ortho® Weed B Gon® Weed Killer for Lawns Concentrate3
- Ortho® Weed B Gon® Concentrate Weed Killer for Lawns
- Ortho® Weed B Gon® Weed Killer for Lawns Ready-to-Spray3
- Ortho® Weed B Gon® Ready-to-Spray Weed Killer for Lawns
- Ortho® Weed B Gon® Weed Killer for Lawns4
- Ortho® Weed B Gon® Weed Killer for Lawns with Dandelion and Clover Control
- Ortho® Weed B Gon® Weed Killer for Lawns plus Dandelion and Clover Control

NOTIFICATION

239-2744

The applicant has certified that no changes, other than those reported to the Agency have been made to the labeling. The Agency acknowledges this notification by letter dated:

08/23/2023

ACTIVE INGREDIENTS

Dimethylamine Salt of 2,4-D Acid*	8.658%
Dimethylamine Salt of Mecoprop-p Acid**‡	2.127%
Dicamba Acid***	0.371%

OTHER INGREDIENTS	88.844%
TOTAL	100.000%

Isomer Specific Method, Equivalent to:

*2,4-D Acid	7.191%, 0.620 lbs./gal.
**Mecoprop-p Acid	1.758%, 0.152 lbs./gal.
***Dicamba Acid	0.371%, 0.032 lbs./gal.

KEEP OUT OF REACH OF CHILDREN

CAUTION

See [back] [side] [other] [panel] [booklet] for additional precautionary statements.

NET CONTENTS XXGALS, XXQT, XX PT, XX fl oz

Bold, italicized text is information for the reader and is not part of the label.

[Bracketed information is optional text]. Text separated by / denotes and/or options

Highlighted text is new. ~~Strike through text is being deleted.~~

PRECAUTIONARY STATEMENTS

HAZARDS TO HUMANS AND DOMESTIC ANIMALS

CAUTION

Harmful if swallowed. Causes moderate eye irritation. Avoid contact with eyes or clothing. Prolonged or repeated use of this product may cause allergic reaction in some individuals. Do not allow people or pets to enter the treated area until sprays have dried. Wear a minimum of a long-sleeved shirt, long pants, shoes and socks, safety glasses, and chemical resistant gloves made of any waterproof material when handling or applying this product.

Wash thoroughly with soap and water after handling and before eating, drinking, chewing gum or using tobacco. Remove and wash contaminated clothing before reuse. Remove saturated clothing as soon as possible and shower.

FIRST AID	
IF IN EYES	<ul style="list-style-type: none"> • Hold eye open and rinse slowly and gently with water for 15 to 20 minutes. • Remove contact lenses, if present, after the first 5 minutes, then continue rinsing eye.
IF SWALLOWED	<ul style="list-style-type: none"> • Call poison control center or doctor immediately for treatment advice. • Have person sip a glass of water if able to swallow. • Do not induce vomiting unless told to do so by the poison control center or doctor.
IF ON SKIN OR CLOTHING	<ul style="list-style-type: none"> • Take off contaminated clothing. • Rinse skin immediately with plenty of water for 15 to 20 minutes. • Call a poison control center or doctor for treatment advice.
HOT LINE NUMBER	
<p>Have the product container or label with you when calling a poison control center or doctor, or going for treatment. You may also contact 1-877-465-5161 for emergency medical treatment information.</p>	

ENVIRONMENTAL HAZARDS

This product may adversely affect non-target plants. This product is toxic to fish and aquatic invertebrates. Do not apply directly to water. Drift and runoff may be hazardous to aquatic organisms in water adjacent to treated areas. Do not contaminate water when disposing of equipment wash water or rinsate. This product has properties and characteristics associated with chemicals detected in groundwater. The use of this product in areas where soils are permeable, particularly where the water table is shallow, may result in groundwater contamination. Application around a cistern or well may result in contamination of drinking water or groundwater.

NON-TARGET ORGANISM ADVISORY: This product is toxic to plants and may adversely impact the forage and habitat of non-target organisms, including pollinators, in areas adjacent to the treated site. Protect the forage and habitat of non-target organisms by following label directions intended to minimize spray drift.

Bold, italicized text is information for the reader and is not part of the label.

[Bracketed information is optional text]. Text separated by / denotes and/or options

Highlighted text is new. ~~Strike through text is being deleted.~~

DIRECTIONS FOR USE

It is a violation of Federal law to use this product in a manner inconsistent with its labeling. READ ENTIRE LABEL BEFORE USING THIS PRODUCT. USE STRICTLY IN ACCORDANCE WITH LABEL PRECAUTIONARY STATEMENTS AND DIRECTIONS. Shake well before using. Do not apply this product in a way that will contact any person or pet, either directly or through drift. Keep people and pets out of area during application. Do not allow people and pets to enter the treated area until sprays have dried.

USE RESTRICTIONS

IMPORTANT: Do not exceed two applications per year with a minimum of 30 days between applications. Do not use this product for controlling weeds in flower or vegetable beds or around shrubs or ornamental plantings. Do not spray exposed roots of desirable plants. Do not spray on Dichondra, Lippia, nor on grasses where desirable Clovers are present. Do not apply if rainfall is expected within 24 hours. Do not apply as a fine mist because of potential injury to desirable plants. Do not exceed directed rates because damage to turf may occur. Spray when air is calm to avoid spray drift that might injure desirable ornamental plants. Do not apply when temperature exceeds 90°F.

Do not apply directly to or near water, storm drains, gutters, sewers or drainage ditches. Do not apply within 25 feet of rivers, fish ponds, lakes, streams, reservoirs, marshes, estuaries, bays, and oceans. Do not apply when windy. To prevent product runoff, do not over water the treated area to the point of runoff or apply when raining or when rain is expected that day. Rinse applicator over lawn or garden area only.

Do not apply to newly seeded grasses until they have been mowed 3 times.

Do not reseed for 3 to 4 weeks after use.

Do not apply if rainfall is expected within 24 hours. Do not apply as a fine mist because of potential injury to desirable plants.

Do not apply more than 4 fl. oz. per 1,000 sq. ft. (0.84 lb ae 2,4-D/A, 0.21 lb ae mecoprop-p/A, 0.04 lb ae dicamba/A aere) per broadcast application.

Do not apply more than 4 fl. oz. per 1,000 sq. ft. (0.84 lb ae 2,4-D/A, 0.21 lb ae mecoprop-p/A, 0.04 lb ae dicamba/A aere) per spot treatment application.

USE PRECAUTIONS

If lawn needs watering, water thoroughly before application. For best results, do not water lawn within 24 hours after treatment. Watering will wash off weed killing material. Use a lawn type sprayer with a coarse spray as wind drift is less likely. Spray entire lawn, wetting weeds and lawn grasses. Make new dilution for each use. This product can be mixed with some liquid fertilizers or liquid iron materials. Because liquid fertilizer and liquid iron differ in pH, free ammonia content, density, salt concentration and percentage of water, a compatibility test should be done prior to mixing in application equipment. If necessary, contact your local Extension Agent.

Bold, italicized text is information for the reader and is not part of the label.

[Bracketed information is optional text]. Text separated by / denotes and/or options

Highlighted text is new. ~~Strike through text is being deleted.~~

WEEDS CONTROLLED

Alder	Dead Nettle	Narrowleaf plantain	Spotted knapweed
Annual yellow sweet clover	Dock	Narrowleaf vetch	Spotted spurge
Artichoke	Dogbane	Nettle	Spurge
Aster	Dogfennel	Nutgrass	Spurweed
Austrian fieldcress	Elderberry	Orange hawkweed	Stinging nettle
Bedstraw	English daisy	Oxalis	Stinkweed
Beggartick	Fall dandelion	Oxeye daisy	Stichwort
Biden	False dandelion	Parsley-piert	Strawberry clover
Bindweed	False flax	Parsnip	Sumac
Bird vetch	False sunflower	Pearlwort	Sunflower
Bitterweed	Fiddleneck	Pennycress	Sweet clover
Bitter wintercress	Field bindweed	Pennywort	Tall nettle
Black-eyed Susan	Field pansy	Peppergrass	Tall vervain
Blackmedic	Flea bane (Daisy)	Pepperweed	Tansy mustard
Blackmustard	Flixweed	Pigweed	Tansy ragwort
Blackseed plantain	Florida betony	Pineywoods bedstraw	Tanweed
Blessed thistle	Florida pusley	Plainscoeopsis	Tarweed
Bloodflower	Frenchweed	Plantain	Thistle
Blue lettuce	Galinsoga	Poison hemlock	Ticktrefoil
Blue vervain	Garlic mustard	Poison ivy	Toadflax
Box elder	Goathead	Poison oak	Trailing crown vetch
Bracted plantain	Goatsbeard	Pokeweed	Tumble mustard
Brass buttons	Goldenrod	Poorjoe	Tumble pigweed
Bristly ox tongue	Ground ivy	Povertyweed	Tumbleweed
Broadleaf dock	Gumweed	Prickly lettuce	Velvetleaf
Broadleaf plantain	Hairy bittercress	Prickly sida	Venice mallow
Broomweed	Hairy fleabane	Primrose	Veronica
Buckhorn	Hawkweed	Prostrate knotweed	Vervain
Buckhorn plantain	Healall	Prostrate pigweed	Vetch
Bulbous buttercup	Heartleaf drymary	Prostrate spurge	Virginia buttonweed
Bull nettle	Hedge bindweed	Prostrate vervain	Virginia creeper
Bull thistle	Hedge mustard	Puncture vine	Virginia pepperweed
Burdock	Hemp	Purslane	Wavyleaf bullthistle
Burning nettle	Henbit	Ragweed	Western clematis
Bur ragweed	Hoary cress	Red clover	Western salsify
Burweed	Hoary plantain	Redroot pigweed	White clover
Buttercup	Hoary vervain	Red sorrel	White mustard
Canada thistle	Honeysuckle	Redstem filaree	Wild mustard
Carolina geranium	Hop clover	Rough cinquefoil	Wild aster
Carpetweed	Horsenettle	Rough fleabane	Wild buckwheat
Catchweed bedstraw	Horsetail	Roundleafed marigold	Wild carrot
Catsear	Indiana mallow	Rush	Wild four-o'clock
Catnip	Ironweed	Russian pigweed	Wild geranium
Chickweed	Jewelweed	Russian thistle	Wild lettuce
Chicory	Jimsonweed	St. Johnswort	Wild marigold
Cinquefoil	Kochia	Scarlet pimpernel	Wild parsnip
Clover	Knawel	Scotch thistle	Wild radish
Cockle	Knotweed	Sheep sorrel	Wild rape
Cocklebur	Lambsquarter	Shepherdspurge	Wild strawberry
Coffeebean	Lespedeza	Slender plantain	Wild sweet potato
Coffeeweed	Locoweed	Smallflower galinsoga	Wild vetch
Common chickweed	Lupine	Smartweed	Willow
Common mullein	Mallow	Smooth dock	Witchweed
Common sowthistle	Marshelder	Smooth pigweed	Woolly morningglory
Corn chamomile	Matchweed	Sneezeweed	Woodsorrel
Creeping Jenny	Mexicanweed	Southern wild rose	Woolly croton
Creeping Woodsorrel	Milkvetch	Sowthistle	Woolly plantain
Crimson clover	Milkweed	Spanishneedle	Wormseed
Croton	Mugwort	Spatterdock	Yarrow
Cudweed	Morningglory	Speedwell	Yellow Rocket
Curly dock	Mouseear chickweed	Spiny amaranth	Yellow Woodsorrel
Curly indigo	Musk thistle	Spiny cocklebur	Yellow flower pepperweed
Dandelion	Mustard	Spotted catsear	and other broadleaf weeds

Bold, italicized text is information for the reader and is not part of the label.

[Bracketed information is optional text]. Text separated by / denotes and/or options

Highlighted text is new. ~~Strike through text is being deleted.~~

USE DIRECTIONS /HOW TO USE/APPLY

1. Spray during the growing season when weeds are growing actively.
2. For best results, do not mow for 2 days before or after treating.
3. Do not treat when air temperatures exceed 90°F or damage to grass may occur.
4. For best results, do not water lawn within 24 hours after treatment. Poor weed control may result if rainfall occurs within 24 hours of application.
5. Shake well before using.
6. On new lawns, wait until the grass has reached a height of 2 inches before making an overall spray treatment. However, a spot treatment may be made at any time with a small pressure sprayer. Wait 3 weeks before seeding or planting stolons, plugs, or sprigs.
7. Do not allow spray to get on ornamental plants or vegetables since injury may result. Do not spray around roots of ornamentals and trees. Clover will be damaged if sprayed.
8. Whether using a hose-end sprayer or pressure sprayer, avoid sprays which are too fine because they can drift and damage other plants.
9. If certain tough weeds are not dead within 30 days, repeat treatment. Broadcast application is not necessary; follow spot treatment directions.
10. Do not exceed two applications per year.
11. Minimum of 30 days between applications.

HOW MUCH TO USE /APPLY

SPOT TREATMENT

Pressure (Trigger /Tank) Sprayer: Adjust spray nozzle to give coarse spray. Aim at center of weed and spray until wet. One application should be sufficient. Effects begin to show after a few days, and weeds gradually die. A repeat application may be needed for hard-to-kill (or control) weeds. Do not use a hose-end sprayer for spot treatment.

GRASS TYPE	AMOUNT OF CONCENTRATE	AMOUNT OF WATER	AREA TREATED
Cool Season Grasses Bluegrass Fescue Ryegrass	4 Fluid Ounces (8 Tablespoons)	1 Gallon	1000 Square Feet
Warm Season Grasses Bahiagrass Common Bermudagrass Centipedegrass St. Augustinegrass Zoysiagrass	2 Fluid Ounces (4 Tablespoons)	1 Gallon	1000 Square Feet

ENTIRE LAWN /BROADCAST TREATMENT

Hose-End Sprayer: Use a hose-end sprayer designed for lawns. Pour directed amount of product (Column 2 below) in bottle and add water to indicated level (Column 3), and spray on area shown in Column 4. For example on cool season grasses, to spray 2,500 square feet

Bold, italicized text is information for the reader and is not part of the label.

[Bracketed information is optional text]. Text separated by / denotes and/or options

Highlighted text is new. ~~Strike through text is being deleted.~~

measure 10 fluid ounces (20 Tablespoons) in jar, add water to the 2.5 gallon level and mix. Turn on garden hose and spray as evenly as possible over 2,500 square feet.

GRASS TYPE	AMOUNT OF CONCENTRATE	AMOUNT OF WATER	AREA TREATED
Cool Season Grasses Bluegrass Fescue Ryegrass	4 Fluid Ounces (8 Tablespoons)	1 Gallon	1000 Square Feet
Warm Season Grasses Bahiagrass Common Bermudagrass Centipedegrass St. Augustinegrass Zoysiagrass	2 Fluid Ounces (4 Tablespoons)	1 Gallon	1000 Square Feet

NOTE: Do not apply to Floratam variety of St. Augustine grass. Contact your local County Extension Agent if you are not sure as to what type of grass you have.

Pressure Sprayer: Measure indicated amount of this product, pour into tank, and dilute with 1 gallon of water according to the following chart. Use a spray pattern with coarse spray droplets without any fine mist.

AMOUNT OF CONCENTRATE IN 1 GALLON OF WATER REQUIRED TO TREAT 1000 SQ. FT. OF LAWN	
GRASS TYPE	AMOUNT OF CONCENTRATE
Cool Season Grasses Bluegrass Fescue Ryegrass	4 Fluid Ounces (8 Tablespoons)
Warm Season Grasses Bahiagrass Common Bermudagrass Zoysiagrass	2 Fluid Ounces (4 Tablespoons)
Warm Season Grasses Centipedegrass St. Augustinegrass*	1 Fluid Ounce (2 Tablespoons)

*Do not apply to Floratam variety of St. Augustine grass in Florida. Contact your local County Extension Agent if you are not sure as to what type of grass you have.

Bold, italicized text is information for the reader and is not part of the label.

[Bracketed information is optional text]. Text separated by / denotes and/or options

Highlighted text is new. ~~Strike through text is being deleted.~~

STORAGE AND DISPOSAL

Do not contaminate water, food or feed by storage or disposal.

PESTICIDE STORAGE: Keep from freezing. To be stored in original container and placed in areas inaccessible to children.

PESTICIDE DISPOSAL AND CONTAINER HANDLING: If empty: Nonrefillable container. Do not reuse or refill this container. Place in trash or offer for recycling if available. **If partly filled:** Call your local solid waste agency for disposal instructions. Never place unused product down any indoor (including toilet) or outdoor (including sewer) drain.

NOTICE: to the extent consistent with applicable law, the buyer assumes all risks of use, storage or handling of this product not in accordance with label directions.

[OPTIONAL BOX]

PRODUCT FACTS

What it Does:

Kills Major Broadleaf Weeds, including Dandelion, Clover and Chickweed (See inside for complete list)

Where to Use / Apply: (Icon weeds) Lawns: Kills the Weeds, not the Lawn

When to Use /Apply:

Do not apply when daytime temperatures are above 90°F, as lawn injury can occur.

Questions and Comments: (Icon phone) (icon computer) Call 1-800-225-2883 or visit our website at www.ortho.com

MEASUREMENT CALCULATIONS

3 teaspoons = 1 Tablespoon	1 fluid ounce = 6 teaspoons
1/2 fluid ounce = 3 teaspoons	1 fluid ounce = 2 Tablespoons
1/2 fluid ounce = 1 Tablespoon	4 fluid ounces = 1/2 cup

OPTIONAL MARKETING CLAIMS - FRONT PANEL

1. Kills Over 250 Weed Types **
2. Kills 250+ Weed Types **
3. Kills Over 250 Weed Listed ** Kills Over 250 Weeds **
4. Kills Major Broadleaf Weeds **
5. Kills Dandelion, Clover and Other Broadleaf Weeds **
6. Kills Dandelion, Clover and Other Listed Broadleaf Weeds
7. Controls Over 250 Weeds **
8. Use When Weeds Are Actively Growing
9. May Be Used on Bahia, Common Bermuda, Bluegrass, Centipede, Fescue, Ryegrass, St. Augustine and Zoysia Grass
10. Controls Weeds Such As Dandelions, Chickweed, Henbit, Oxalis, Plantain, And Many More
11. Overnight Results
12. Works in 24 Hours
13. Kills the Weeds, Not the Lawn *
14. Rainproof in Hours - Won't Wash Away
15. Colorless Formulation

Bold, italicized text is information for the reader and is not part of the label.

[Bracketed information is optional text]. Text separated by / denotes and/or options

Highlighted text is new. ~~Strike through text is being deleted.~~

16. Won't Harm the Home Lawn *
17. Illustration(s) of various weeds listed on label
18. Easy to Use
19. For Thick, Weed-Free Turf /Grass / Lawn
20. Three Way Control
21. Apply to a Moist Lawn
22. Contains The Three Way Power of WBG 553 Concentrate
23. One Quart Covers Up To 8,000 Square Feet (One XXX covers up to XX,XXX square feet.)
24. Easy to Mix
25. Just Add Water

* when used as directed

** see list in Directions for use of label

ALTERNATE HOSE-END SPRAYER INSTRUCTIONS

How To Use: (Illustrations)

1. Attach garden hose to spray nozzle.
2. Turn on water supply.
3. Bend safety tab down and turn control to "water"
4. Point nozzle toward lawn and turn control to "on". Product will automatically mix with water. Walk back and forth at a steady pace.

SUBLABEL 1


DIRECTIONS FOR USE:

It is a violation of Federal law to use this product in a manner inconsistent with its labeling.

READ ENTIRE LABEL BEFORE USE.

SHAKE WELL BEFORE USING.

USE PRECAUTIONS AND RESTRICTIONS:

- Do not apply this product in a way that will contact any person or pet, either directly or through drift. Keep people and pets out of the area during application.
- [Reentry Icon] Do not allow people or pets to enter the treated area until sprays have dried. 
- Do not exceed two applications per year with a minimum of 30 days between applications.
- Do not spray exposed roots of desirable plants.
- Do not exceed directed rates because damage to turf may occur.
- Use a lawn type sprayer with a coarse spray as wind drift is less likely.
- Spray when air is calm to avoid spray drift that might injure desirable ornamental plants.
- Do not spray as a fine mist as injury to non-target plants may occur.
- Make new dilution for each use.
- Do not apply directly to or near water, storm drains, gutters, sewers or drainage ditches.
- Do not apply within 25 feet of rivers, fish ponds, lakes, streams, reservoirs, marshes, estuaries, bays, and oceans.
- Do not apply when windy.
- To prevent product runoff, do not overwater the treated area to the point of runoff or apply when raining or when rain is expected that day.

Bold, italicized text is information for the reader and is not part of the label.

[Bracketed information is optional text]. Text separated by / denotes and/or options

Highlighted text is new. ~~Strike through text is being deleted.~~

- Rinse applicator over lawn [or garden] area only.
- Do not apply to newly seeded grasses until they have been mowed 3 times.
- Do not reseed for 4 weeks after use. If lawn needs watering, water thoroughly before application.
- Spray entire lawn, wetting weeds and lawn grasses.
- Do not apply when temperature exceeds 90°F.
- Allow 12 hours after application before watering lawn for maximum effectiveness on listed weeds.
- Do not apply more than 4 fl. oz. per 1,000 sq. ft. (0.84 lb ae 2,4-D/A, 0.21 lb ae mecoprop-P/A, 0.04 lb ae dicamba/A ~~æææ~~) per broadcast application.
- Do not apply more than 4 fl. oz. per 1,000 sq. ft. (0.84 lb ae 2,4-D/A, 0.21 lb ae mecoprop-P/A, 0.04 lb ae dicamba/A ~~æææ~~) per spot treatment application.

[HOW IT WORKS/PRODUCT INFORMATION:

WBG 553 Concentrate/Product Name/this/the product contains three proven weed killers that target lawn weeds. This herbicide enters the lawn weeds through their leaves and moves throughout the plant to provide control. Lawns listed on this label will not be harmed when used as directed.]

WHERE TO USE /APPLY:

WBG 553 Concentrate/Product Name/This product can be applied to residential lawns with the following turfgrass types:

Lawns To Be Treated:	
Cool Season Turfgrass (Northern Lawns)	32 fl. oz. treats 8000 sq. ft. / xx fl oz treats xxxx sq ft
Kentucky bluegrass, Ryegrass, Tall fescue and Fine fescues	
Warm Season Turfgrass (Southern Lawns)	32 fl. oz. treats 16000 sq. ft. / xx fl oz treats xxxx sq ft
Bermudagrass ¹ (common and hybrid), St. Augustinegrass (excluding Floratam), Centipedegrass, Zoysiagrass, Buffalograss and Bahiagrass	
¹ Application to hybrid bermudagrass may cause temporary yellowing or discoloration but full recovery can be expected. Do not apply to hybrid bermudagrass when daytime temperatures exceed 85° F.	
Over-application or rates above those specified on this label can cause turf injury.	

DO NOT apply [WBG 553 Concentrate/Product Name/this/the product] to the following:
Bentgrass, colonial and creeping
Carpetgrass
Dichondra
Lippia
Gardens including vegetables, fruit trees, vines and berries
Ornamental plants (flowers, trees, groundcovers, landscape beds and shrubs)
Seashore paspalum
Floratam variety of St. Augustinegrass
Turfgrass species that are not listed on this label.

Bold, italicized text is information for the reader and is not part of the label.

[Bracketed information is optional text]. Text separated by / denotes and/or options

Highlighted text is new. ~~Strike through text is being deleted.~~

HOW MUCH TO USE /APPLY:

Northern Lawns: Add 2 fl. oz. per gallon of water for every 500 sq. ft.

Southern Lawns: Add 1 fl. oz. per gallon of water for every 500 sq. ft.

The maximum application rate is 4 fl.oz. of product per 1,000 sq.ft. per application {(0.84 lb ae 2,4-D/A, 0.21 lb ae mecoprop-p/A, 0.04 lb ae dicamba/A per-acre per application)}. The maximum number of broadcast applications is limited to 2 per year. Allow at least 30 days between applications. The maximum seasonal rate is 8 fl.oz. of product per 1,000 sq.ft. ({1.68 lb ae 2,4-D/A, 0.42 lb ae mecoprop-p/A, 0.08 lb ae dicamba/A per-acre}).

WHEN TO USE /APPLY: Apply this product when weeds are small and actively growing in the spring or fall.

(OPTIONAL MIXING INSTRUCTIONS - FOR Refill Bottles)

Note to PM: The following instructions are intended for [x oz] bottles that can be used to make 1 gal in either [product name] containers or tank sprayers for spot treatment or can be used according to dilution rates for broadcast applications

[Instructions] For refill of 1gal jug:

[1 Bottle [x oz][equals] [=] [makes] 1 Gallon]

Amount to Use: Add entire contents 8.6 oz [x fl oz] to a 1 gallon [x gallon] [product name] container or an empty tank sprayer only. Slowly fill [with] [to the fill line indicator] [128fl oz][1gal] of [clean] tap water.

For broadcast application:

Note to PM: [x oz] bottle, may use optional mixing instructions for broadcast

BROADLEAF WEEDS CONTROLLED / [KILLS WEEDS INCLUDING:]

Note to PM: Some or all of the following weeds will appear on the label.

Alder	Dead Nettle	Narrowleaf plantain	Spotted knapweed
Annual yellow sweet clover	Dock	Narrowleaf vetch	Spotted spurge
Artichoke	Dogbane	Nettle	Spurge
Aster	Dogfennel	Nutgrass	Spurweed
Austrian fieldcress	Elderberry	Orange hawkweed	Stinging nettle
Bedstraw	English daisy	Oxalis	Stinkweed
Beggartick	Fall dandelion	Oxeye daisy	Stichwort
Biden	False dandelion	Parsley-piert	Strawberry clover
Bindweed	False flax	Parsnip	Sumac
Bird vetch	False sunflower	Pearlwort	Sunflower
Bitterweed	Fiddleneck	Pennycress	Sweet clover
Bitter wintercress	Field bindweed	Pennywort	Tall nettle
Black-eyed Susan	Field pansy	Peppergrass	Tall vervain
Blackmedic	Flea bane (Daisy)	Pepperweed	Tansy mustard
Blackmustard	Flixweed	Pigweed	Tansy ragwort
Blackseed plantain	Florida betony	Pineywoodsbedstraw	Tanweed
Blessed thistle	Florida pusley	Plainscoeopsis	Tarweed
Bloodflower	Frenchweed	Plantain	Thistle
Blue lettuce	Galinsoga	Poison hemlock	Ticktrefoil
Blue vervain	Garlic mustard	Poison ivy	Toadflax
Box elder	Goathead	Poison oak	Trailing crown vetch
Bracted plantain	Goatsbeard	Pokeweed	Tumble mustard
Brassbuttons	Goldenrod	Poorjoe	Tumblepigweed
Bristly oxtongue	Ground ivy	Povertyweed	Tumbleweed
Broadleaf dock	Gumweed	Prickly lettuce	Velvetleaf
Broadleaf plantain	Hairy bittercress	Prickly sida	Venice mallow

Bold, italicized text is information for the reader and is not part of the label.

[Bracketed information is optional text]. Text separated by / denotes and/or options

Highlighted text is new. ~~Strike through text is being deleted.~~

Broomweed	Hairy fleabane	Primrose	Veronica
Buckhorn	Hawkweed	Prostrate knotweed	Vervain
Buckhorn plantain	Healall	Prostrate pigweed	Vetch
Bulbous buttercup	Heartleaf drymary	Prostrate spurge	Virginia buttonweed
Bull nettle	Hedge bindweed	Prostrate vervain	Virginia creeper
Bull thistle	Hedge mustard	Puncture vine	Virginia pepperweed
Burdock	Hemp	Purslane	Wavyleaf bullthistle
Burning nettle	Henbit	Ragweed	Western clematis
Bur ragweed	Hoary cress	Red clover	Western salsify
Burweed	Hoary plantain	Redroot pigweed	White clover
Buttercup	Hoary vervain	Red sorrel	White mustard
Canada thistle	Honeysuckle	Redstem filaree	Wild mustard
Carolina geranium	Hop clover	Rough cinquefoil	Wild aster
Carpetweed	Horsenettle	Rough fleabane	Wild buckwheat
Catchweed bedstraw	Horsetail	Roundleafed marigold	Wild carrot
Catsear	Indiana mallow	Rush	Wild four-o'clock
Catnip	Ironweed	Russian pigweed	Wild geranium
Chickweed	Jewelweed	Russian thistle	Wild lettuce
Chicory	Jimsonweed	St. Johnswort	Wild marigold
Cinquefoil	Kochia	Scarlet pimpernel	Wild parsnip
Clover	Knawel	Scotch thistle	Wild radish
Cockle	Knotweed	Sheep sorrel	Wild rape
Cocklebur	Lambsquarter	Shepherdspurge	Wild strawberry
Coffeebean	Lespedeza	Slender plantain	Wild sweet potato
Coffeeweed	Locoweed	Smallflower galinsoga	Wild vetch
Common chickweed	Lupine	Smartweed	Willow
Common mullein	Mallow	Smooth dock	Witchweed
Common sowthistle	Marshelder	Smooth pigweed	Woolly morningglory
Com chamomile	Matchweed	Sneezeweed	Woodsorrel
Creeping Jenny	Mexicanweed	Southern wild rose	Woolly croton
Creeping Woodsorrel	Milkvetch	Sowthistle	Woolly plantain
Crimson clover	Milkweed	Spanishneedle	Wormseed
Croton	Mugwort	Spatterdock	Yarrow
Cudweed	Morningglory	Speedwell	Yellow Rocket
Curly dock	Mouseear chickweed	Spiny amaranth	Yellow Woodsorrel
Curly indigo	Musk thistle	Spiny cocklebur	Yellow flower pepperweed
Dandelion	Mustard	Spotted catsear	and other broadleaf weeds

Directions For Use Options Based On Applicator

Option 1 – Dial ‘N Spray/Dial ‘N Spray with Direct Connect

[Applicator (Device) (Applicator Name) Directions/Instructions]

HOW TO USE:

Set:

- Turn dial to 2 oz. for Northern Lawns
- Turn dial to 1 oz. for Southern Lawns

Fill:

- Pour [desired amount of] concentrate into sprayer jar.
- Turn sprayer nozzle to preferred spray.
- Do NOT add water.

Spray:

- Connect [garden] hose to sprayer.
- Turn on water.
- Press and hold trigger for continuous spray.
- Spray only until the surface [of the lawn] is wet.

Finish:

- Pour unused concentrate back into its original container.
- To clean: refer to the Ortho® Dial ‘N Spray® cleaning instructions.

Bold, italicized text is information for the reader and is not part of the label.

[Bracketed information is optional text]. Text separated by / denotes and/or options

Highlighted text is new. ~~Strike through text is being deleted.~~

[Optional illustrations may be used in conjunction with the above steps]

The application rate for this product is 2 fl. oz. of product per 500 sq. ft. of lawn for Northern Lawns or 1 fl. oz. of product per 500 sq. ft. of lawn for Southern Lawns.

AND/OR

[Applicator (Device) (Applicator Name) Directions/Instructions]

HOW TO USE:

Set: [Applicator Name]

- Turn dial to 1 oz. for Southern Lawns
- Turn dial to 2 oz. for Northern Lawns

Connect:

1. Remove jar from [Ortho® Dial 'N Spray®] [applicator name] [applicator/sprayer].
2. Remove cap from the concentrate bottle. [Keep cap for storage.]
3. Twist [screw] the [Ortho® Dial 'N Spray®] [applicator name] [applicator/sprayer] onto concentrate bottle to attach.
4. Connect [garden] hose to the sprayer and turn on water.

Spray:

1. Press and hold trigger for continuous spray. Apply evenly.
2. Spray only until the surface [of the lawn] is wet.

Finish:

1. Untwist [unscrew] the [product name] concentrate bottle from the [Ortho® Dial 'N Spray®] [applicator name] [applicator/sprayer].
2. Replace cap on the [product name] concentrate bottle.
3. To clean: Refer to the Ortho® Dial 'N Spray® cleaning instructions.

[Optional illustrations may be used in conjunction with the above steps]

Refer to the Ortho® Dial 'N Spray label and booklet for additional information.

Important:

To prevent sprayer from clogging, always clean after use, as directed.

Option 2 – Tank Sprayer

[Applicator (Device) (Applicator Name) Directions/Instructions]

HOW TO USE:

Add 2 fl. oz. per gallon of water for every 500 sq. ft. for Northern Lawns
Add 1 fl. oz. per gallon of water for every 500 sq. ft. for Southern Lawns

Important:

Over-application or rates above those recommended on this label can cause turf injury.

Bold, italicized text is information for the reader and is not part of the label.

[Bracketed information is optional text]. Text separated by / denotes and/or options

Highlighted text is new. ~~Strike through text is being deleted.~~

[Optional illustrations may be used in conjunction with the above steps]

Option 3 – Ortho® Ready-Spray® II System

[Applicator (Device) (Applicator Name) Directions/Instructions]

HOW TO USE:

Northern Lawns (32 fl. oz. covers 8,000 sq. ft)

Southern Lawns (32 fl. oz. covers 16,000 sq. ft.)

Connect:

1. Connect sprayer to [garden] hose.
2. Turn on water.

[User Tip: Start at the farthest point in your yard and work back.]

Spray:

1. To BEGIN spraying, [Bend small plastic tab back and] move/turn/rotate/slide [color] switch/knob/lever/slider to ON [position].
2. Spray only until the surface of the lawn is wet. / Spray evenly.
3. [Spray as directed in the [How Much to Use]/[Section Header] [instructions]

Finish:

1. To STOP spraying move/turn/rotate/slide [color] switch/knob/lever/slider to “OFF” [position].
2. Turn off water.
3. Relieve water pressure by moving/turning/rotating/sliding [color] switch/knob/lever/slider to ONWATER [position].
4. After water slows to a drip, move / turn / rotate / slide [color] switch /knob /lever / slider [back] to OFF [position].
5. Disconnect sprayer from [garden] hose.

[Optional illustrations may be used in conjunction with the above steps]

Option 4 - Ready-Spray®

[Applicator (Device) (Applicator Name) Directions/Instructions]

HOW TO USE:

- [Measure the total [entire] [lawn] area to be sprayed. For rectangular areas, multiply the length by width to obtain total square feet.]

Connect: [illustration]

- Connect/Attach/Sprayer/bottle to end of hose
- Turn on water
- Extend hose to farthest area of lawn to be treated

Spray: [illustration]

- To begin spraying, [disengage safety lock and] point nozzle in the direction you want to spray.

Bold, italicized text is information for the reader and is not part of the label.

[Bracketed information is optional text]. Text separated by / denotes and/or options

Highlighted text is new. ~~Strike through text is being deleted.~~

- Slide thumb activation switch forward to ON position.
- Spray evenly over measured area

Finish: [illustration]

- To STOP spraying, slide thumb activation switch backward to OFF position.
- Turn off water.
- Relieve water pressure by sliding thumb switch to ON [WATER] [WATER ONLY] position until water slows to a drip. Then, slide switch back to OFF position [and engage safety lock].
- Disconnect the sprayer from hose.

[Optional illustrations may be used in conjunction with the above steps]

SUBLABEL 2 - CONCENTRATE (Floratam)
--


DIRECTIONS FOR USE:

It is a violation of Federal law to use this product in a manner inconsistent with its labeling.

READ ENTIRE LABEL BEFORE USE.

SHAKE WELL BEFORE USING.

USE PRECAUTIONS AND RESTRICTIONS:

- Do not apply this product in a way that will contact any person or pet, either directly or through drift. Keep people and pets out of the area during application.
- [Reentry Icon] Do not allow people or pets to enter the treated area until sprays have dried. 
- Do not exceed two applications per year with a minimum of 30 days between applications.
- Do not spray exposed roots of desirable plants.
- Do not exceed directed rates because damage to turf may occur.
- Use a lawn type sprayer with a coarse spray as wind drift is less likely.
- Spray when air is calm to avoid spray drift that might injure desirable ornamental plants. Do not spray as a fine mist as injury to non-target plants may occur.
- Make new dilution for each use.
- Do not apply directly to or near water, storm drains, gutters, sewers or drainage ditches.
- Do not apply within 25 feet of rivers, fish ponds, lakes, streams, reservoirs, marshes, estuaries, bays, and oceans.
- Do not apply when windy.
- To prevent product runoff, do not overwater the treated area to the point of runoff or apply when raining or when rain is expected that day.
- Rinse applicator over lawn [or garden] area only.
- Do not apply to newly seeded grasses until they have been mowed 3 times.
- Do not reseed for 4 weeks after use. If lawn needs watering, water thoroughly before application.
- Spray entire lawn, wetting weeds and lawn grasses.
- Do not apply when temperature exceeds 90°F.
- Allow 12 hours after application before watering lawn for maximum effectiveness on listed weeds.
- Do not apply more than 1 fl. oz. per 1,000 sq. ft. (0.21 lb ae 2,4-D/A, 0.05 lb ae mecoprop-p/A, 0.01 lb ae dicamba/A ~~ae~~) per broadcast application.
- Do not apply more than 1 fl. oz. per 1,000 sq. ft. (0.21 lb ae 2,4-D/A, 0.05 lb ae mecoprop-p/A, 0.01 lb ae dicamba/A ~~ae~~) per spot treatment application.

Bold, italicized text is information for the reader and is not part of the label.

[Bracketed information is optional text]. Text separated by / denotes and/or options

Highlighted text is new. ~~Strike through text is being deleted.~~

HOW IT WORKS/PRODUCT INFORMATION:

WBG 553 Concentrate/Product Name/this/the product contains three proven weed killers that target lawn weeds. This herbicide enters the lawn weeds through their leaves and moves throughout the plant to provide control. And lawns listed on this label will not be harmed when used as directed.

WHERE TO USE:

WBG 553 Concentrate/Product Name/this/the can be applied to residential lawns with the following turfgrass types:

Lawns To Be Treated:	
Cool Season Turfgrass (Northern Lawns)	½ fl oz per gallon of water per 500 sq ft
Kentucky bluegrass, Ryegrass Tall fescue and Fine fescue	
Warm Season Turfgrass (Southern Lawns)	
St. Augustinegrass (including Floratam), Bermudagrass ¹ (common and hybrid), Centipedegrass, Zoysiagrass, Buffalograss and Bahigrass	
¹ Application to hybrid bermudagrass may cause temporary yellowing or discoloration but full recovery can be expected. Do not apply to hybrid bermudagrass when daytime temperatures exceed 85° F.	
Over-application or rates above those specified on this label can cause turf injury.	

DO NOT apply [WBG 553 Concentrate/Product Name/this/the] to the following:

- Bentgrasses
- Carpetgrass
- Dichondra
- Lippia
- Gardens including vegetables, fruit trees, vines and berries
- Ornamental plants (flowers, trees, groundcovers, landscape beds and shrubs)
- Seashore paspalum
- Turfgrass types that are not listed on this label.

HOW MUCH TO USE:

Use ½ fl. oz. per gallon of water for every 500 sq.ft

The maximum application rate is 1 fl.oz. of product per 1,000 sq. ft. per application [0.21 lb ae 2,4-D/A, 0.05 lb ae mecoprop-p/A, 0.01 lb ae dicamba/A per acre per application]. The maximum number of broadcast applications is limited to 2 per year. Allow at least 30 days between applications. The maximum seasonal rate is 2 fl. oz. of product per 1,000 sq.ft. [0.42 lb ae 2,4-D/A, 0.10 lb ae mecoprop-p/A, 0.02 lb ae dicamba/A per acre]

Bold, italicized text is information for the reader and is not part of the label.

[Bracketed information is optional text]. Text separated by / denotes and/or options

Highlighted text is new. ~~Strike through text is being deleted.~~

WHEN TO USE:

Apply this product when weeds are small and actively growing in the spring or fall.

BROADLEAF WEEDS CONTROLLED [KILLS WEEDS INCLUDING:]

Note to PM: Some or all of the following weeds will appear on the label.

Alder	Dead Nettle	Narrowleaf plantain	Spotted knapweed
Annual yellow sweet clover	Dock	Narrowleaf vetch	Spotted spurge
Artichoke	Dogbane	Nettle	Spurge
Aster	Dogfennel	Nutgrass	Spurweed
Austrian fieldcress	Elderberry	Orange hawkweed	Stinging nettle
Bedstraw	English daisy	Oxalis	Stinkweed
Beggarick	Fall dandelion	Oxeye daisy	Stichwort
Biden	False dandelion	Parsley-piert	Strawberry clover
Bindweed	False flax	Parsnip	Sumac
Bird vetch	False sunflower	Pearlwort	Sunflower
Bitterweed	Fiddleneck	Pennycress	Sweet clover
Bitter wintercress	Field bindweed	Pennywort	Tall nettle
Black-eyed Susan	Field pansy	Peppergrass	Tall vervain
Blackmedic	Flea bane (Daisy)	Pepperweed	Tansy mustard
Blackmustard	Flixweed	Pigweed	Tansy ragwort
Blackseed plantain	Florida betony	Pineywoodsbedstraw	Tanweed
Blessed thistle	Florida pusley	Plainscoeopsis	Tanweed
Bloodflower	Frenchweed	Plantain	Thistle
Blue lettuce	Galinsoga	Poison hemlock	Ticktrefoil
Blue vervain	Garlic mustard	Poison ivy	Toadflax
Box elder	Goathead	Poison oak	Trailing crown vetch
Bracted plantain	Goatsbeard	Pokeweed	Tumble mustard
Brassbuttons	Goldenrod	Poorjoe	Tumble pigweed
Bristly oxtongue	Ground ivy	Povertyweed	Tumbleweed
Broadleaf dock	Gumweed	Prickly lettuce	Velvetleaf
Broadleaf plantain	Hairy bittercress	Prickly sida	Venice mallow
Broomweed	Hairy fleabane	Primrose	Veronica
Buckhorn	Hawkweed	Prostrate knotweed	Vervain
Buckhorn plantain	Healall	Prostrate pigweed	Vetch
Bulbousbuttercup	Heartleaf drymary	Prostrate spurge	Virginia buttonweed
Bull nettle	Hedge bindweed	Prostrate vervain	Virginia creeper
Bull thistle	Hedge mustard	Puncture vine	Virginia pepperweed
Burdock	Hemp	Purslane	Wavyleaf bullthistle
Burning nettle	Henbit	Ragweed	Western clematis
Bur ragweed	Hoary cress	Red clover	Western salsify
Burweed	Hoary plantain	Redroot pigweed	White clover
Buttercup	Hoary vervain	Red sorrel	White mustard
Canada thistle	Honeysuckle	Redstem filaree	Wild mustard
Carolina geranium	Hop clover	Rough cinquefoil	Wild aster
Carpetweed	Horsenettle	Rough fleabane	Wild buckwheat
Catchweed bedstraw	Horsetail	Roundleafed marigold	Wild carrot
Catsear	Indiana mallow	Rush	Wild four-o'clock
Catnip	Ironweed	Russian pigweed	Wild geranium
Chickweed	Jewelweed	Russian thistle	Wild lettuce
Chicory	Jimsonweed	St. Johnswort	Wild marigold
Cinquefoil	Kochia	Scarlet pimpernel	Wild parsnip
Clover	Knawel	Scotch thistle	Wild radish
Cockle	Knotweed	Sheep sorrel	Wild rape
Cocklebur	Lambsquarter	Shepherdspurse	Wild strawberry
Coffeebean	Lespedeza	Slender plantain	Wild sweet potato
Coffeeweed	Locoweed	Smallflower galinsoga	Wild vetch
Common chickweed	Lupine	Smartweed	Willow
Common mullein	Mallow	Smooth dock	Witchweed
Common sowthistle	Marshelder	Smooth pigweed	Woolly morningglory
Corn chamomile	Matchweed	Sneezeweed	Woodsorrel
Creeping Jenny	Mexicanweed	Southern wild rose	Woolly croton
Creeping Woodsorrel	Milkvetch	Sowthistle	Woolly plantain
Crimson clover	Milkweed	Spanishneedle	Wormseed

Bold, italicized text is information for the reader and is not part of the label.

[Bracketed information is optional text]. Text separated by / denotes and/or options

Highlighted text is new. ~~Strike through text is being deleted.~~

Croton	Mugwort	Spatterdock	Yarrow
Cudweed	Morningglory	Speedwell	Yellow Rocket
Curly dock	Mouseear chickweed	Spiny amaranth	Yellow Woodsorrel
Curly indigo	Musk thistle	Spiny cocklebur	Yellow flower pepperweed
Dandelion	Mustard	Spotted catsear	and other broadleaf weeds

Directions for Use Options Based On Applicator

[Applicator (Device) (Applicator Name) Directions/Instructions]

HOW TO USE:

FOR TANK SPRAYER:

Add ½ fl. oz. per gallon of water for every 500 sq. ft.

Important:

Over-application or rates above those recommended on this label can cause turf injury

AND/OR

[Applicator (Device) (Applicator Name) Directions/Instructions]

HOW TO USE:

Set: [Applicator Name]

Turn dial to 1 TBS.

Connect:

1. Remove jar from [Ortho® Dial 'N Spray®] [applicator name] [applicator/sprayer].
2. Remove cap from the concentrate bottle. [Keep cap for storage.]
3. Twist [screw] the [Ortho® Dial 'N Spray®] [applicator name] [applicator/sprayer] onto concentrate bottle to attach.
4. Connect [garden] hose to the sprayer and turn on water.

Spray:

1. Press and hold trigger for continuous spray. Apply evenly.
2. Spray only until the surface [of the lawn] is wet.

Finish:

1. Untwist [unscrew] the [product name] concentrate bottle from the [Ortho® Dial 'N Spray®] [applicator name] [applicator/sprayer].
2. Replace cap on the [product name] concentrate bottle.
3. To clean: Refer to the Ortho® Dial 'N Spray® cleaning instructions.

[Optional illustrations may be used in conjunction with the above steps]

Refer to the Ortho® Dial 'N Spray label and booklet for additional information.

Important: To prevent sprayer from clogging, always clean after use, as directed.

STORAGE & DISPOSAL

PESTICIDE STORAGE: Keep from freezing. To be stored in original container and placed in areas inaccessible to children.

Bold, italicized text is information for the reader and is not part of the label.

[Bracketed information is optional text]. Text separated by / denotes and/or options

Highlighted text is new. ~~Strike through text is being deleted.~~

PESTICIDE DISPOSAL AND/CONTAINER HANDLING: Nonrefillable container. Do not reuse or refill this container. **If empty:** Place in trash or offer for recycling if available. **If partly filled:** Call your local solid waste agency for disposal instructions. Never place unused product down any indoor (including toilet) or outdoor (including sewer) drain.

SUBLABEL 3 (Snap/Dose pack)


DIRECTIONS FOR USE:

It is a violation of Federal law to use this product in a manner inconsistent with its labeling.

READ ENTIRE LABEL BEFORE USE.

SHAKE WELL BEFORE USING.

USE PRECAUTIONS AND RESTRICTIONS:

- Do not apply this product in a way that will contact any person or pet, either directly or through drift. Keep people and pets out of the area during application.
- [Reentry Icon] Do not allow people or pets to enter the treated area until sprays have dried. 
- Do not exceed two applications per year with a minimum of 30 days between applications.
- Do not spray exposed roots of desirable plants.
- Do not exceed directed rates because damage to turf may occur.
- Use a lawn type sprayer with a coarse spray as wind drift is less likely.
- Spray when air is calm to avoid spray drift that might injure desirable ornamental plants.
- Do not spray as a fine mist as injury to non-target plants may occur.
- Make new dilution for each use.
- Do not apply directly to or near water, storm drains, gutters, sewers or drainage ditches.
- Do not apply within 25 feet of rivers, fish ponds, lakes, streams, reservoirs, marshes, estuaries, bays, and oceans.
- Do not apply when windy.
- To prevent product runoff, do not overwater the treated area to the point of runoff or apply when raining or when rain is expected that day.
- Rinse applicator over lawn [or garden] area only.
- Do not apply to newly seeded grasses until they have been mowed 3 times.
- Do not reseed for 4 weeks after use. If lawn needs watering, water thoroughly before application.
- Spray entire lawn, wetting weeds and lawn grasses.
- Do not apply when temperature exceeds 90°F.
- Allow 12 hours after application before watering lawn for maximum effectiveness on listed weeds.
- Do not apply more than 1 dose/pack/vial of product per 62 sq ft [4 fl. oz. per 1,000 sq. ft. (0.84 lb ae 2,4-D/A, 0.21 lb ae mecoprop-p/A, 0.04 lb ae dicamba/A aere)] per broadcast application.
- Do not apply more than 1 dose/pack/vial of product per 62 sq ft [4 fl. oz. per 1,000 sq. ft. (0.84 lb ae 2,4-D/A, 0.21 lb ae mecoprop-p/A, 0.04 lb ae dicamba/A aere)] per spot treatment application.

Bold, italicized text is information for the reader and is not part of the label.

[Bracketed information is optional text]. Text separated by / denotes and/or options

Highlighted text is new. ~~Strike through text is being deleted.~~

[HOW IT WORKS/PRODUCT INFORMATION:

WBG 553 Concentrate/Product Name/this/the product contains three proven weed killers that target lawn weeds. This herbicide enters the lawn weeds through their leaves and moves throughout the plant to provide control. Lawns listed on this label will not be harmed when used as directed.]

WHEN TO USE /APPLY:

Apply this product when weeds are small and actively growing in the spring or fall.

WHERE TO USE /APPLY:

WBG 553 Concentrate/Product Name/This product can be applied to residential lawns with the following turfgrass types:

Lawns To Be Treated:	
Cool Season Turfgrass (Northern Lawns)	1 dose/snap pack treats 62 sq. ft. / xx fl oz treats xxxx sq ft / refer to chart below.
Kentucky bluegrass, Ryegrass, Tall fescue and Fine fescues	
Warm Season Turfgrass (Southern Lawns)	1 dose/snap pack [will] treat[s] 125 sq. ft. / xx fl oz treats xxxx sq ft/ refer to chart below.
Bermudagrass ¹ (common and hybrid), St. Augustinegrass (excluding Floratam), Centipedegrass, Zoysiagrass, Buffalograss and Bahiagrass	
¹ Application to hybrid bermudagrass may cause temporary yellowing or discoloration but full recovery can be expected. Do not apply to hybrid bermudagrass when daytime temperatures exceed 85° F.	
Over-application or rates above those specified on this label can cause turf injury.	

DO NOT apply [WBG 553 Concentrate/Product Name/this/the product] to the following:

- Bentgrass, colonial and creeping
- Carpetgrass
- Dichondra
- Lippia
- Gardens including vegetables, fruit trees, vines and berries
- Ornamental plants (flowers, trees, groundcovers, landscape beds and shrubs)
- Seashore paspalum
- Floratam variety of St. Augustinegrass
- Turfgrass species that are not listed on this label.

HOW MUCH TO USE /APPLY:

Northern Lawns: Add 1 dose/snap pack/vial per 16 fl oz of water for every 62 sq. ft.

Southern Lawns: Add 1 dose/snap pack/vial per 32 fl oz of water for every 125 sq. ft.

Option 1

Snap/Dose Pack

1. [Shake [snap/dose/concentrate [pack/container/vial] well] [illustration of hand holding and shaking dose pack]
2. Open [snap/dose pack] [illustration of thumb pushing snap open]
3. Add entire contents to bottle. [illustration of pouring into bottle]
4. Fill bottle with water [to the fill line]. See chart below for amounts. [illustration of faucet and water stream going into bottle]
5. Replace/Add cap [to open] [illustration of adding cap]

Bold, italicized text is information for the reader and is not part of the label.

[Bracketed information is optional text]. Text separated by / denotes and/or options

Highlighted text is new. ~~Strike through text is being deleted.~~

6. [Shake well] [illustration of bottle in hand and shaking]
7. [Aim at the weed] and squeeze bottle to spray
8. [Only use this bottle with Ortho [insert brand name] [snap/dose packs]]
9. Use the mixture/contents as soon as possible for optimal performance.

[illustration of consumer holding bottle squeezing, and stream hitting weed]

Bottle Fill Volume	Northern Dose		Southern Dose	
	Volume	Coverage	Volume	Coverage
16 fl oz	7.4 ml	62 sq ft	3.7 ml	62 sq ft
32 fl oz	14.8 ml	125 sq ft	7.4 ml	125 sq ft
64 fl oz	29.6 ml	250 sq ft	14.8 ml	250 sq ft
128 fl oz	59.2 ml	500 sq ft	29.6 ml	500 sq ft

The maximum application rate is 1 dose pack/vial of product per 62 sq.ft. per application {(0.84 lb ae 2,4-D/A, 0.21 lb ae mecoprop-p/A, 0.04 lb ae dicamba/A per-acre per application)}. The maximum number of broadcast applications is limited to 2 per year. Allow at least 30 days between applications. The maximum seasonal rate is 2 dose pack/vial of product per 62 sq.ft. ({1.68 lb ae 2,4-D/A, 0.42 lb ae mecoprop-p/A, 0.08 lb ae dicamba/A per-acre}).

How to Clean the Reusable Bottle/SQUEEZE

1. Fill the bottle with [clean tap] water and replace the cap.
2. Shake the bottle to rinse.
3. Remove the cap and empty the contents into gravel or bare soil.
4. Repeat steps 1-3 until the bottle and cap are clean
5. Store the empty bottle with the cap on, out of reach of children and pets
6. Only use this bottle for Ortho [insert brand name] [products]

Option 2

Snap/Dose Pack with Comfort Wand Applicator

1. [Shake [snap/dose/concentrate] [pack/container/vial] well] [illustration of hand holding and shaking snap/dose/concentrate pack]
2. Open [snap/dose pack] [illustration of thumb pushing snap open]
3. Add complete contents [of 1,2,4,8... snap/dose/concentrate pack(s)] to bottle [illustration of pouring into bottle]
4. Fill bottle to [16/32/64/128 oz] [of] water [illustration of faucet and water stream going into bottle]
5. Replace/Add cap/snap [to open] [illustration of adding cap]
6. Shake well [illustration of bottle in hand and shaking]

Prep [Wand]

1. [Remove sprayer] [Applicator Name] [from box]
2. [Remove [color] pull strip to activate batteries]. [illustration]
3. Unfold [Flip Open] [Applicator Name] [wand] [until it clicks/locks] into position. [illustration]

Bold, italicized text is information for the reader and is not part of the label.

[Bracketed information is optional text]. Text separated by / denotes and/or options

Highlighted text is new. ~~Strike through text is being deleted.~~

Connect

1. Unwrap [uncoil] hose and insert [color] hose connector into [color] spout on [bottle] cap/knob/opening/lid until it clicks. [illustration]
2. [Flip up [color] spout/knob until fully upright.] [Twist/turn spout/knob to "ON".] [Pull spout up.]

Spray

1. Turn [sprayer] nozzle to desired spray [pattern]. [illustration]
2. [Slide [color] switch on trigger to "Unlock" [illustration]].
3. Press trigger to spray.

Finish

1. [Turn [sprayer] nozzle to "OFF" [X]]. [illustration]
2. [Slide [color] switch on trigger to "Lock" [illustration]].
3. [Push/turn/twist cap/knob/spout to "OFF" [X]/[Flip spout closed]. [illustration]
4. Fold [Applicator Name] wand closed and place sprayer [back in holster]/ [holder].

Individual Snap/Dose Pack Label

WBG 553 Concentrate

ACTIVE INGREDIENTS

Dimethylamine Salt of 2,4-D Acid*	8.658%
Dimethylamine Salt of Mecoprop-p Acid**‡	2.127%
Dicamba Acid***	0.371%

OTHER INGREDIENTS	88.844%
TOTAL	100.000%

Isomer Specific Method, Equivalent to:

*2,4-D Acid	7.191%, 0.620 lbs./gal.
**Mecoprop-p Acid	1.758%, 0.152 lbs./gal
***Dicamba Acid	0.371%, 0.032 lbs./gal.

KEEP OUT OF REACH OF CHILDREN

CAUTION

See outer carton for directions for use

NET CONTENTS XX fl oz (XX ml)

EPA Reg. No. 239-2744

EPA Est. No. XXXX-XXX

[Superscript used is first letter of lot number]

[This side up /down]

[Push/Press/Snap] [here]

[Push/Press here] [to snap]

[Peel] [to open] [Optional Illustration]

[To open] [peel/tear] [here] [Optional Illustration]

[Fold/Attach/Hook/Tuck/Secure] [tab] [here] [Optional Illustration]

[Tear] [here] [to remove] [Optional Illustration]

Bold, italicized text is information for the reader and is not part of the label.

[Bracketed information is optional text]. Text separated by / denotes and/or options

Highlighted text is new. ~~Strike through text is being deleted.~~

BROADLEAF WEEDS CONTROLLED / [KILLS WEEDS INCLUDING:]

Note to PM: Some or all of the following weeds will appear on the label.

Alder	Dead Nettle	Narrowleaf plantain	Spotted knapweed
Annual yellow sweet clover	Dock	Narrowleaf vetch	Spotted spurge
Artichoke	Dogbane	Nettle	Spurge
Aster	Dogfennel	Nutgrass	Spurweed
Austrian fieldcress	Elderberry	Orange hawkweed	Stinging nettle
Bedstraw	English daisy	Oxalis	Stinkweed
Beggartick	Fall dandelion	Oxeye daisy	Stichwort
Biden	False dandelion	Parsley-piert	Strawberry clover
Bindweed	False flax	Parsnip	Sumac
Bird vetch	False sunflower	Pearlwort	Sunflower
Bitterweed	Fiddleneck	Pennycress	Sweet clover
Bitter wintercress	Field bindweed	Pennywort	Tall nettle
Black-eyed Susan	Field pansy	Peppergrass	Tall vervain
Blackmedic	Flea bane (Daisy)	Pepperweed	Tansy mustard
Blackmustard	Flixweed	Pigweed	Tansy ragwort
Blackseed plantain	Florida betony	Pineywoods bedstraw	Tanweed
Blessed thistle	Florida pusley	Plainscoeopsis	Tarweed
Bloodflower	Frenchweed	Plantain	Thistle
Blue lettuce	Galinsoga	Poison hemlock	Ticktrefoil
Blue vervain	Garlic mustard	Poison ivy	Toadflax
Box elder	Goathead	Poison oak	Trailing crown vetch
Bracted plantain	Goatsbeard	Pokeweed	Tumble mustard
Brass buttons	Goldenrod	Poorjoe	Tumble pigweed
Bristly ox tongue	Ground ivy	Povertyweed	Tumbleweed
Broadleaf dock	Gumweed	Prickly lettuce	Velvetleaf
Broadleaf plantain	Hairy bittercress	Prickly sida	Venice mallow
Broomweed	Hairy fleabane	Primrose	Veronica
Buckhorn	Hawkweed	Prostrate knotweed	Vervain
Buckhorn plantain	Healall	Prostrate pigweed	Vetch
Bulbous buttercup	Heartleaf dryary	Prostrate spurge	Virginia buttonweed
Bull nettle	Hedge bindweed	Prostrate vervain	Virginia creeper
Bull thistle	Hedge mustard	Puncture vine	Virginia pepperweed
Burdock	Hemp	Purslane	Wavyleaf bullthistle
Burning nettle	Henbit	Ragweed	Western clematis
Bur ragweed	Hoary cress	Red clover	Western salsify
Burweed	Hoary plantain	Redroot pigweed	White clover
Buttercup	Hoary vervain	Red sorrel	White mustard
Canada thistle	Honeysuckle	Redstem filaree	Wild mustard
Carolina geranium	Hop clover	Rough cinquefoil	Wild aster
Carpetweed	Horsenettle	Rough fleabane	Wild buckwheat
Catchweed bedstraw	Horsetail	Roundleafed marigold	Wild carrot
Catsear	Indiana mallow	Rush	Wild four-o'clock
Catnip	Ironweed	Russian pigweed	Wild geranium
Chickweed	Jewelweed	Russian thistle	Wild lettuce
Chicory	Jimsonweed	St. Johnswort	Wild marigold
Cinquefoil	Kochia	Scarlet pimpernel	Wild parsnip
Clover	Knawel	Scotch thistle	Wild radish
Cockle	Knotweed	Sheep sorrel	Wild rape
Cocklebur	Lambsquarter	Shepherdspurge	Wild strawberry
Coffeebean	Lespedeza	Slender plantain	Wild sweet potato
Coffeeweed	Locoweed	Smallflower galinsoga	Wild vetch
Common chickweed	Lupine	Smartweed	Willow
Common mullein	Mallow	Smooth dock	Witchweed
Common sowthistle	Marshelder	Smooth pigweed	Woolly morningglory
Corn chamomile	Matchweed	Sneezeweed	Woodsorrel
Creeping Jenny	Mexicanweed	Southern wild rose	Woolly croton
Creeping Woodsorrel	Milkvetch	Sowthistle	Woolly plantain
Crimson clover	Milkweed	Spanishneedle	Wormseed
Croton	Mugwort	Spatterdock	Yarrow
Cudweed	Morningglory	Speedwell	Yellow Rocket
Curly dock	Mouseear chickweed	Spiny amaranth	Yellow Woodsorrel
Curly indigo	Musk thistle	Spiny cocklebur	Yellow flower pepperweed
Dandelion	Mustard	Spotted catsear	and other broadleaf weeds

Bold, italicized text is information for the reader and is not part of the label.

[Bracketed information is optional text]. Text separated by / denotes and/or options

Highlighted text is new. ~~Strike through text is being deleted.~~

STORAGE & DISPOSAL

PESTICIDE STORAGE: Keep from freezing. To be stored in original container and placed in areas inaccessible to children.

PESTICIDE DISPOSAL AND/ & CONTAINER HANDLING: Nonrefillable container. Do not reuse or refill this container. If empty: Place in trash or offer for recycling if available. If partly filled: Call your local solid waste agency for disposal instructions. Never place unused product down any indoor (including toilet) or outdoor (including sewer) drain.

OPTIONAL MARKETING CLAIMS

The following Product Facts format is optional and the information may appear inside or outside of a box.

PRODUCT FACTS:

[What It Does:] Kills major broadleaf weeds including dandelion, chickweed, dollarweed and clover. (See inside [booklet] for complete/weed list)

[Where to Use /Apply:] Lawns: Kills the weeds not the lawn when used as directed. [icon weeds]

[When to Use /Apply:] Apply when daytime temperatures are below 90°F.

Questions & Comments: (icon phone) (icon computer)

[Call] 1-800-225-2883 or [Visit] [our Website at] [www.]ortho.com

USE TIPS:

When to Use /Apply:	For established lawns	Apply when daytime temperatures are below 90°F
	For newly seeded areas	Apply this product to newly seeded grasses when well-established (approximately 6 weeks after seedling emergence) or after the third mowing.
	For newly sodded, sprigged, or plugged areas	Apply this product 3 to 4 weeks after the sodding, sprigging, or plugging operations.
Seeding:		The treated area can be seeded at 4 weeks after the application of this product.
Irrigation:	Non-stressed turfgrass	Adequate soil moisture and favorable growing conditions enhance the performance of this product.
	Stress from high temperatures, drought, insects or diseases.	Avoid applications of this product when turfgrasses are under stress since injury may result. If dry conditions exist, schedule irrigations (watering) before and after the application. For best results, delay the irrigation until approximately 24 hours after application of this product.
Mowing:		Delay mowing 2 days before and until 2 days after the application of this product. Do not use clippings from the treated areas as mulch or compost around flowers, ornamentals, trees, or in vegetable gardens.
Nontarget plants:		Do not apply this product to food crops (gardens, fruits and vegetables), forage crops, or ornamental plants including flowers, trees, shrubs, hedges, woody ornamentals, groundcovers established in landscape plantings and other nontarget plants. Do not spray exposed roots of ornamentals and trees.

Bold, italicized text is information for the reader and is not part of the label.

[Bracketed information is optional text]. Text separated by / denotes and/or options

Highlighted text is new. ~~Strike through text is being deleted.~~

The following claims may or may not appear on any label panel or in advertising. Appropriate formula and company specific information will be inserted on Final Printed Label to replace "X"

Efficacy Claims

1. [Also] Kills [Dandelion,] [Clover,] plus [XXX] other [listed] weeds [as listed]
2. [Even] kills [controls] poison ivy and poison oak
3. [Only] targets the weeds, leaving your lawn [grass] unharmed*
4. [Visible] [See] results in X hours
5. Gets to the root [of your weed problem]
6. Kills by contact
7. Kill [control] the most common weeds in your lawn [grass] **
8. Kills [controls] [Dandelion,] [Clover,] and other common [lawn weeds] [weeds found in your lawn] **
9. Kills [controls] [hard-to-control] [tough] weeds**
10. Kills [controls] all types of [lawn] weeds [in your grass] **
11. Kills [controls] broadleaf weeds [in lawns] **
12. Kills [controls] [listed weeds]
13. Kills [lawn] weeds [down] to the roots
14. Kills [lawn] weeds [to the roots]
15. Kills to the root [so weeds won't come back]
16. Kills weeds down to the root
17. Kills weeds, not lawns ™
18. Results [works] with 1 [one] application
19. Gentle on lawns [grass], tough on weeds!*
20. Simple [and easy] steps to a weed free [lawn] [yard]
21. Starts working on contact
22. Targets weeds invading your lawn [grass]
23. Tough weed killer
24. Won't harm grass [when used as directed]
25. One [1] easy solution for dollarweed, dandelions, and clover
26. For use on St. Augustine Grass [excluding Floratam]
27. For use on ALL lawn [grass] [types/varieties] as listed
28. Kill(s) [lawn] weeds dead [to the root]
29. Kill(s) the root(s)

Formula Claims

30. 3-way control
31. [With] Lawn Guard ™ [Lawn Protect ™]
32. Colorless formula
33. Fast-acting [formula]
34. For use on [many Northern & Southern] grasses [lawns] including XXX
35. Kill over [up to] XXX [lawn] weeds**
36. Kills [controls] [over] [XXX+] [types of] weeds**
37. Lawn Friendly*
38. Non-staining
39. Stain-free [formula]
40. Systemic [herbicide] Activity
41. Treats many Northern & Southern grass types
42. Lawn Guard ™ formula kills weeds [leaving grass unharmed]
43. Special/Exclusive Lawn Guard ™ formula
44. Lawn Guard ™ formula kills weeds
45. Lawn Control ™

Bold, italicized text is information for the reader and is not part of the label.

[Bracketed information is optional text]. Text separated by / denotes and/or options

Highlighted text is new. ~~Strike through text is being deleted.~~

Characteristics / Coverage

46. [Easily] covers large areas
47. 1 bottle [quart] treats [up to] XXXX square feet
48. [Great] [Ideal] for broadcast treatment [application]
49. Great value [- use to cover small or large areas]
50. One [1] [bottle size] covers up to XXXX square feet
51. makes more than XX gallons
52. Covers [treats up to] XXXX square feet
53. Designed for use on Southern lawns [warm season grasses/list approved grass types here]
54. Water based

Weather & Speed

55. [See] results in hours
56. Overnight results
57. Rainproof - [for control that] won't wash away]†
58. Rainproof [rainfast] in [1] [X] hour[s]
59. Starts working immediately

Applicator Claims

60. Hands stay dry
61. No messy clean-up
62. One-handed operation [use] [spraying]
63. [Requires] no measuring, [no mixing] claim for use with Dial N Spray Direct Connect
64. [The] Easy way to spray
65. [Ergonomic] [Comfort] grip [handle]
66. [Simply] attach to [garden] hose and spray [go]
67. Easy [Simple] to attach [to [garden] hose]
68. [includes] water only setting
69. One step prep
70. Ready-Spray®/Ready to Spray/Applicator Name
71. [Applicator name]
72. The value of XX [size RTU] in one concentrate
73. XX [oz] Dial N Spray setting [Northern/Southern]
74. Convenient [simple] design
75. Easy [and simple] to use
76. Quick & Easy [to use]
77. Save[s] time [and energy]
78. Easy measure cap [top] [lid] [cup]
79. Mess free cap [top] [lid] [cup]
80. Measure with ease
81. Quick, convenient, and mess free
82. [reusable] [drain-back/measuring] cap
83. Direct[ly] Connect[s] to Ortho® Dial N Spray®
84. No measuring! Attach directly to Ortho® Dial N Spray®
85. Quickly [and easily] attaches [connects] to Ortho® Dial N Spray®
86. No more measuring concentrates with Ortho® Dial N Spray®

General Claims

Bold, italicized text is information for the reader and is not part of the label.

[Bracketed information is optional text]. Text separated by / denotes and/or options

Highlighted text is new. ~~Strike through text is being deleted.~~

87. Hated by weeds, loved by lawns [grass/yards]
88. Kills all common lawn weeds
89. Loved by lawns/grass/yards, [&/and] hated by weeds
90. Weeds Die, Grass Lives [with Lawn Guard™/ Lawn protect™] [formula]
91. Save the grass [lawn/yard] [and kill the weeds]
92. Apply in spring, summer or fall
93. Apply when/anytime weeds are growing
94. Apply when/anytime you see weeds [in your yard/lawn/grass]
95. Apply early [for best results]
96. Weeds will die [within x days] [and stay away for x months/x weeks/ x days]
97. [For best results/ complete lawn control], use with [insert Ortho/Scotts product line]
98. Look to/for Ortho
99. For weeds on your patio & driveway use Ortho GroundClear
100. For all your [outdoor] Weed & Bug needs [look for Ortho]
101. Ortho has the solution for [all] your Weed & Bug needs
102. Ortho can help solve your weed & insect [Control] needs

Other

103. Be in control of weeds in your yard
104. Before [illustration]/After [illustration]
105. For a beautiful [weed-free] lawn
106. [For] [Get] a weed free lawn
107. Live a weed free life
108. For Home Lawn Care
109. For Home Lawn Use [Only]
110. From the lawn care experts at Scotts /Ortho
111. From the pest experts at Scotts/Ortho
112. Guaranteed [results]*
113. Guaranteed not to harm the lawn*
114. Help[s] [keep[s]] the lawn look[ing] beautiful
115. Helps keep lawns weed free
116. Keep from freezing
117. Lawn friendly weed control*
118. Local solutions for local problems
119. New/Now *(The following claim may appear on any label panel for 6 months following commercial introduction.)*
120. Ortho guarantee
121. Ortho's #1 Weed Killer for Lawns
122. Ortho's [Our] most powerful weed killer for lawns
123. Ortho's simple weed killer
124. Proven Performance
125. Read Entire label before use
126. Recyclable bottle
127. [Recycle symbol]
128. Gentle on lawns [guaranteed*]
129. Takes the guesswork out of weed control [in the lawn]
130. Weed control for your lawn
131. Weed control made easy
132. Weed free [worry free]
133. Won't harm [the] lawn /yard, guaranteed*
134. XX% more than X gallon size
135. XX% less plastic

Bold, italicized text is information for the reader and is not part of the label.

[Bracketed information is optional text]. Text separated by / denotes and/or options

Highlighted text is new. ~~Strike through text is being deleted.~~

POP Claims

146. Value [pack/ size/buy]
147. Bonus [value/ size/offer/package/pack/buy]
148. Exclusive item [size]
149. Special [buy/offer/size/item]
150. Limited time offer
151. X% more than X size
152. [X%] More [doses] [packs]!
153. Save [money]
154. [easy] Refill system
155. Free sample
156. X% more [free]
157. Combo pack
158. 1 [1.33] gallon/gal Refill Size
159. Great value
160. Bottle in [a] box
161. Easy to use[mix][refill]
162. Just add water [to make 1.33gal [1gal] ready to use]
163. Premeasured [refill] [bottle]
164. Use with/in [insert product name] 1.33gal [1, 1.1gal] trigger/wand/pull & spray

STATIONS USING SNAP ACTIVATION TECHNOLOGY

165. Pre-measured [& Ready to mix in squeeze bottle]
166. No [Drips or] Spills
167. [X] Easy to Use [pre-measured for squeeze bottle]
168. [X] No Mess [packs]
169. Easy/Simple pre-measured [dose, pack]
170. No scissors [required]
171. [satisfying] snap open sound
172. [Patented/Exclusive] Clean Snap [Technology]
173. [X] Clean Snap [Technology]
174. [Patented/Exclusive] Simple Snap [Technology]
175. [X] Simple Snap [Technology]
176. [Patented/Exclusive/ Easy Snap [Technology]
177. [X] Easy Snap [Technology]
178. [Patented/Exclusive/] One-Snap [Technology]
179. [X] One-Snap [Technology]
180. [Patented/Exclusive/] Snap [Technology]
181. [X] Snap [Technology]
182. [One-handed] [Clean] [Simple] [Easy] Snap /Open[s] [ing]
183. One-hand Open [ing]
184. Snap / Open [ing]
185. Opens in a Snap!
186. Clean Opening

* when used as directed

**see inside [booklet] for weed list



†if rain [occurs] 1 hour after applying/application

Bold, italicized text is information for the reader and is not part of the label.

[Bracketed information is optional text]. Text separated by / denotes and/or options

Highlighted text is new. ~~Strike through text is being deleted.~~

Optional Instructions for Side Clip Tape
PULL / PEEL HERE [TO REMOVE TAPE]
Open Resealable Label For Directions and/& Precautions
Press to Reseal

Questions & Comments: [icon phone] [icon computer]  

[Call] 1-800-225-2883 or [Visit] [our Website at] [www.]ortho.com

NOTICE: To the extent consistent with applicable law, the buyer assumes all risks of use, storage or handling of this product not in accordance with label directions.

The ORTHO Guarantee

If for any reason you, the consumer, are not satisfied with this product, mail us your original proof of purchase to obtain a full refund of your purchase price.

Ortho and Your Environment – Your yard is a place for family and pets to enjoy. That’s why Ortho products are designed with care to provide effective solutions to weed problems. Please follow instructions for appropriate usage, storage and disposal.

Manufactured for / Distributed for/by / Sold by:

The Ortho Group
P.O. Box 190
Marysville, OH 43040

[Product of / Made in U.S.A.]
20XXThe Ortho Group, World rights reserved.
EPA Reg. No. 239-2744
EPA Est. No. XXXX-XXX
[Superscript is first letter of lot number].

Example Graphics

The following are representative examples of graphics that may be used on the market label. If the graphic is used, minor changes to the exact color, shapes or orientation of items depicted, or the amount or size of graphic may occur based on marketing decisions and the available space on the label.

Clover





Dandelion



Weeds



Lawn after treatment



NOTE:

EPA Reg. No. 239-2744

Bold, italicized text is information for the reader and is not part of the label.

[Bracketed information is optional text]. Text separated by / denotes and/or options

Highlighted text is new. ~~Strike through text is being deleted.~~

Kills weeds



Treats up to XX sq ft



Kills weeds to the roots



Rainproof



Results with One application



What it Does



Where to Use



When to Use

