

239-2690

04/14/2010

1 of 9

UNITED STATES ENVIRONMENTAL PROTECTION AGENCY  
WASHINGTON, D.C. 20460



Office of Pesticide Programs

Ms. Wendy Hollingsworth-Cox  
The Scotts Company  
14111 Scottslawn Road  
Marysville, OH 43041

APR 14 2010

Subject: Amendment  
Weed Be-Gon Spot Weed Killer Concentrate  
EPA Reg. No: 239-2690

Dear Ms. Hollingsworth-Cox,

The Agency has received your application for label amendments to the product described above, dated December 24, 2009. The labeling, submitted under the Federal Insecticide, Fungicide, and Rodenticide Act, as amended, is acceptable, provided that you make the following changes:

1. Remove the word "General" from the header, "General Precautions and Restrictions" on page 3, as it renders the information below unenforceable. You may replace it with the word, "Product" if so desired.
2. Add the following text to the Storage and Disposal language: "Do not contaminate water, food, or feed by storage and disposal. Keep pesticide in original container. Keep from freezing. Store in a cool, dry place, preferably in a locked storage area."

If you have any questions, please contact Kathryn Montague (703-305-1243 or [montague.kathryn@epa.gov](mailto:montague.kathryn@epa.gov)).

Sincerely,

Kathryn V. Montague  
Product Manager 23  
Herbicide Branch  
Registration Division (7505P)

NOTE:

**Bold, italicized text is information for the reader and is not part of the label.**  
[Bracketed information is optional text]. Text separated by / denotes and/or options.  
Underline text is new. ~~Strike-through text is being deleted.~~

# Weed Be-Gon Spot Weed Killer Concentrate

ACCEPTED  
with COMMENTS  
In EPA Letter Dated:

APR 14 2010  
Under the Federal Insecticide,  
Fungicide, and Rodenticide Act  
as amended, for the pesticide  
registered under EPA Reg. No.

239-2690

**Alternate Brand Names:**

[TotalKill<sup>®</sup>† (BRAND) Lawn Weed Killer Concentrate]

[TotalKill<sup>®</sup>† (BRAND) Lawn Weed Killer Ready-To-Spray]

† TotalKill is the brand name of [a private label] [The Ortho Group] line of pest control products.

[Ortho<sup>®</sup> Weed-B-Gon<sup>®</sup> Weed Killer for Lawns Concentrate]

[Ortho<sup>®</sup> Weed-B-Gon<sup>®</sup> Weed Killer for Lawns Ready-To-Spray]

[Ortho<sup>®</sup> Weed-B-Gon<sup>®</sup> Dandelion & Clover Killer for Lawns Concentrate]

[Ortho<sup>®</sup> Weed-B-Gon<sup>®</sup> Dandelion & Clover Killer for Lawns Ready-To-Spray]

ACTIVE INGREDIENTS:

Dimethylamine Salt of 2,4-D*	3.6%
Dimethylamine Salt of Mecoprop-p**	1.8%
Dimethylamine Salt of Dichlorprop-p***	1.8%

OTHER INGREDIENTS: 92.8%

TOTAL 100.0%

Isomer Specific AOAC Method, Equivalent to:

\*2,4-D Acid..... 3.0%, 0.26 lbs./Gallon

\*\*Mecoprop-p Acid..... 1.5%, 0.13 lbs./Gallon

\*\*\*Dichlorprop-p Acid..... 1.5%, 0.13 lbs./Gallon

CONTAINS THE SINGLE ISOMER FORMS OF MECOPROP-p AND DICHLORPROP-p.

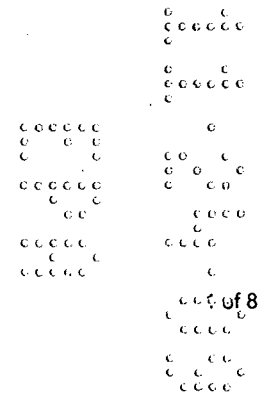
KEEP OUT OF REACH OF CHILDREN

CAUTION

See Back Panel Booklet for additional precautionary statements.

NET CONTENTS XX FL OZ / XX ML

Edit Date: 16-Nov-09  
SAL 06/24/09; Master Label FPL



NOTE:

**Bold, italicized text is information for the reader and is not part of the label.**  
[Bracketed information is optional text]. Text separated by / denotes and/or options.  
Underline text is new. ~~Strike-through text is being deleted.~~

**FIRST AID**

[Icon]

**If in eyes:** Hold eye open and rinse slowly and gently with water for 15-20 minutes. Remove contact lenses, if present, after the first 5 minutes, then continue rinsing eye. Call a poison control center or doctor for treatment advice.

**If swallowed:** Call a poison control center or doctor immediately for treatment advice. Have person sip a glass of water if able to swallow. Do not induce vomiting unless told to do so by a poison control center or doctor. Do not give anything by mouth to an unconscious person.

**If on skin or clothing:** Take off contaminated clothing. Rinse skin immediately with plenty of water for 15-20 minutes. Call a poison control center or doctor for treatment advice.

**If inhaled:** Move person to fresh air. If person is not breathing, call 911 or an ambulance, then give artificial respiration, preferably mouth-to-mouth if possible. Call a poison control center or doctor for further treatment advice.

Have the product container or label with you when calling a poison control center or doctor, or going for treatment.

**PRECAUTIONARY STATEMENTS**

[Icon]

**HAZARDS TO HUMANS AND DOMESTIC ANIMALS**

**CAUTION**

Harmful if swallowed. Harmful if absorbed through skin. Harmful if inhaled. Causes moderate eye irritation. Avoid contact with eyes, skin or clothing. Avoid breathing spray mist or vapor. Wear long sleeved shirt, long pants, shoes, socks and chemical resistant gloves made of any waterproof material.

**ENVIRONMENTAL HAZARDS**

This pesticide is toxic to fish and aquatic invertebrates and may adversely affect non-target plants. Drift and runoff may be hazardous to aquatic organisms in water adjacent to treated areas. To protect the environment, do not allow pesticide to enter or run off into storm drains, drainage ditches, gutters, or surface waters. Applying this product in calm weather when rain is not predicted for the next 24 hours will help to ensure that wind or rain does not blow or wash pesticide off the treatment area. Rinsing application equipment over the treated area will help avoid run off to water bodies or drainage systems.

This product has properties and characteristics associated with chemicals detected in groundwater. The use of this product in areas where soils are permeable, particularly where the water table is shallow, may result in groundwater contamination. Application around a cistern or well may result in contamination of drinking water or groundwater.

Do not apply directly to or near water, storm drains, gutters, sewers, or drainage ditches. Do not apply with 25 feet of rivers, fish ponds, lakes, streams, reservoirs, marshes, estuaries, bays and oceans. Do not apply when windy. To prevent product run-off, do not over water the treated area(s) to the point of runoff or apply when raining or when rain is expected that day. [Rinse applicator over lawn or garden area only.]

NOTE:  
**Bold, italicized text is information for the reader and is not part of the label.**  
[Bracketed information is optional text]. Text separated by / denotes and/or options.  
Underline text is new. ~~Strike through text is being deleted.~~

Open Resealable Label For Directions [and] [&] Precautions

[PEEL HERE  
PRESS TO RESEAL]

**DIRECTIONS FOR USE**

It is violation of Federal law to use this product in a manner inconsistent with its labeling.

READ ENTIRE LABEL BEFORE USING THIS PRODUCT. USE STRICTLY IN ACCORDANCE WITH LABEL PRECAUTIONARY STATEMENTS AND DIRECTIONS.

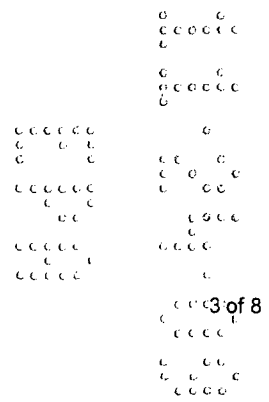
SHAKE WELL BEFORE USING.

**Application Precautions [General Precautions and Restrictions]**

Do not apply this product in a way that will contact any person or pet, either directly or through drift. Keep people and pets out of the area during application.

[Icons People/Pets] Do not allow people or pets to enter the treated area until sprays have dried.

Do not apply as a fine mist because of potential injury to desirable plants.



5 of 9

NOTE:

**Bold, italicized text is information for the reader and is not part of the label.**  
[Bracketed information is optional text]. Text separated by / denotes and/or options.  
Underline text is new. ~~Strike-through text is being deleted.~~

Optional "Product Facts Table"

PRODUCT FACTS	
<b>WEEDS CONTROLLED</b>	[Controls] ( <i>weeds identified on product packaging may include any/all of the following:</i> ) Alder, artichoke, aster, Austrian fieldcress, beggartick, biden, bindweed, bitterweed, bitter wintercress, black medic, blessed thistle, blue lettuce, box elder, broomweed, buckhorn, bull thistle, burdock, bur ragweed, buttercup, Canada thistle, carpetweed, catnip, chickweed, chicory, clover, cockle, cocklebur, coffeebean, coffeeweed, common sowthistle, creeping Jenny, croton, curly indigo, dandelion, dock, dogbane, dogfennel, elderberry, English daisy, flea bane (daisy), flixweed, Florida pusley, frenchweed, galinsoga, goatsbeard, goldenrod, ground ivy, gumweed, hawkweed, healall, heartleaf drymary, hemp, henbit, hoary cress, honeysuckle, horsetail, Indiana mallow, ironweed, jewelweed, Jimsonweed, kochia, knotweed, lambsquarters, locoweed, lupines, mallow, marshelder, Mexicanweed, morningglory, musk thistle, mustard, nettle, orange hawkweed, Oxalis, parsnip, pennycress, pennywort, peppergrass, pepperweed, pigweed, plantain, poison hemlock, poison ivy, poison oak, pokeweed, poorjoe, povertyweed, prickly lettuce, primrose, puncturevine, purslane, ragweed, red clover, red sorrel, rush, Russian thistle, St. Johnswort, sheep sorrel, shepherd's-purse, smartweed, sneezeweed, Southern wild rose, sowthistle, Spanishneedle, spatterdock, speedwell, spurge, spurweed, stinkweed, stitchwort, sumac, sunflower, sweet clover, tarweed, thistle, toadflax, tumbleweed, velvetleaf, Veronica, vervain, vetch, Virginia buttonweed, Virginia creeper, wild aster, wild carrot, wild garlic, wild geranium, wild lettuce, wild onion, wild radish, wild rape, wild strawberry, wild sweet potato, willow, witchweed, woodsorrel, wormseed, yarrow, yellow rocket, [and other [listed] broadleaf weeds.]
<b>WHERE TO USE</b>	On residential lawns
<b>LAWN AREA TREATED</b>	<ul style="list-style-type: none"> <li>• Bluegrass, Fescues, and Ryegrass: 1 Qt treats 8,000 sq ft of lawn</li> <li>• St. Augustine, Bahia, Common Bermuda, Centipede, Zoysia, and Bent: 1 Qt treats 16,000 sq ft of lawn.</li> <li>• <b>Do not use on Floratam lawns</b></li> </ul>
[icon] <b>Questions, Comments or Medical Information [?]</b> Call 1-888-736-1069	

**[WEEDS KILLED (*weeds identified on product packaging may include any/all of the following:*)**

Alder, artichoke, aster, Austrian fieldcress, beggartick, biden, bindweed, bitterweed, bitter wintercress, black medic, blessed thistle, blue lettuce, box elder, broomweed, buckhorn, bull thistle, burdock, bur ragweed, buttercup, Canada thistle, carpetweed, catnip, chickweed, chicory, clover, cockle, cocklebur, coffeebean, coffeeweed, common sowthistle, creeping Jenny, croton, curly indigo, dandelion, dock, dogbane, dogfennel, elderberry, English daisy, flea bane (daisy), flixweed, Florida pusley, Frenchweed, galinsoga, goatsbeard, goldenrod, ground ivy, gumweed, hawkweed, healall, heartleaf drymary, hemp, henbit, hoary cress, honeysuckle, horsetail, Indiana mallow, ironweed, jewelweed, jimsonweed, kochia, knotweed, lambsquarters, locoweed, lupines, mallow, marshelder, Mexicanweed, morningglory,

NOTE:

**Bold, italicized text is information for the reader and is not part of the label.**  
[Bracketed information is optional text]. Text separated by / denotes and/or options.  
Underline text is new. ~~Strike-through text is being deleted.~~

musk thistle, mustard, nettle, orange hawkweed, Oxalis, parsnip, pennycress, pennywort, peppergrass, pepperweed, pigweed, plantain, poison hemlock, poison ivy, poison oak, pokeweed, poorjoe, povertyweed, prickly lettuce, primrose, puncturevine, purslane, ragweed, red clover, red sorrel, rush, Russian thistle, St. Johnswort, sheep sorrel, shepherd's-purse, smartweed, sneezeweed, Southern wild rose, sowthistle, Spanishneedle, spatterdock, speedwell, spurge, spurweed, stinkweed, stitchwort, sumac, sunflower, sweet clover, tarweed, thistle, toadflax, tumbleweed, velvetleaf, Veronica, vervain, vetch, Virginia buttonweed, Virginia creeper, wild aster, wild carrot, wild garlic, wild geranium, wild lettuce, wild onion, wild radish, wild rape, wild strawberry, wild sweet potato, willow, witchweed, woodsorrel, wormseed, yarrow, yellow rocket, [and other broadleaf weeds.]

**WHEN TO USE**

- o Use whenever weeds are actively growing in your lawn.
- o The best time to apply is in the Spring when weeds are small and actively growing with temperatures below 90°F.
- o Winter weeds grow in the Fall. An application then can prevent many serious weed problems the following Spring.

**For Best Results**

- o Do not mow for 1 to 2 days before or after application
- o If lawn needs watering, water thoroughly before application
- o 0.25 inches of rain or watering 2 hours after application will not wash away effectiveness.
- o Do not apply if rainfall is expected within 2 hours
- o After applying this product, weeds will begin to show visible signs of leaf curl within a few days. One application should be sufficient. Reapplication can be made in 30 days if the weeds have not been killed.
- o Spray when air is calm to avoid any spray drift that might injure desirable plants

**Important Application Information**

- o Do not apply to newly seeded grasses until they have been mowed 3 times.
- o Bare spots can be planted with grass seed 3 [- 4] weeks after application
- o Do not use this product for controlling weeds around ornamental shrubs, trees or plants, keep spray off foliage and exposed roots
- o St. Augustinegrass, Centipedegrass, and Bermudagrass lawns may have delayed green-up if this product is used when lawns are emerging from dormancy in the Spring or when temperature drops below 45°F within 72 hours of application.
- o Do not spray on Carpetgrass, Dichondra, or desirable Clover lawns.
- o Do not use on or around fruits, vegetables, or flowers.
- o St. Augustine lawns may be yellowed following application but will turn green in 2 to 3 weeks. **Do not use on Floratam, a variety of St Augustine grass.**
- o **DO NOT SPRAY** grasses if stressed from heat, drought, etc. Slight turf yellowing should disappear after about 1 week.
- o When applying to turf, the maximum number of broadcast applications per treatment site is 2 per year.
- o Allow at least a 30 day interval between applications of this product.
- o [Note:] [Some hybrid Bermuda grasses may be sensitive to this product. Contact your local Extension Service weed control specialist.]

NOTE:

***Bold, italicized text is information for the reader and is not part of the label.***  
[Bracketed information is optional text]. Text separated by / denotes and/or options.  
Underline text is new. ~~Strike-through text is being deleted.~~

7 of 9

**[Note to PM: Begin Option 1 Application Instructions]**

**How To Apply:**

[Icon]

**Cool Season Grasses** - Such as bluegrass, fescue, and rye [To kill dandelion, wild onion, pennywort, plantain, healall and similar weeds]

**Amount to Use:** Apply with a pump up or hose-end sprayer. For small areas, use 1 fl oz [(2 Tbsp)] in 1 gallon of water applied to 250 sq ft.

When using **Ortho® Dial 'N Spray® applicator:** Set dial to 1 oz. Add 4 fl oz (8 Tbs) to sprayer jar. **DO NOT ADD WATER.** Spray evenly over 1,000 sq ft until jar is empty. After spraying, unused product must be poured back into its original container.

**Warm Season Grasses** - St. Augustine, bahia, common Bermuda, centipede, zoysia, also for bent:

**Amount to Use:** Use a one-half rate which is 1 Tbs. in one gallon of water applied to 250 sq ft

When using **Ortho® Dial 'N Spray® applicator:** Set dial to 1/2 oz. Add 2 fl oz [(4 Tbsp)] to sprayer jar. **DO NOT ADD WATER.** Spray evenly over 1,000 sq ft until jar is empty. After spraying, unused product must be poured back into its original container.

**For Spot Treatment:** Put 3 fl oz of [Weed Be-Gon Spot Weed Killer Concentrate] [Product Name] into an empty gallon container with trigger sprayer. Then add 120 oz of tap water. Adjust spray nozzle to give coarse spray. Aim at center of weed and spray until foliage is wet.]

**[End Option 1 Application Instructions]**

**[Note to PM: Begin Option 2 Application Instructions]**

**How To Apply:**

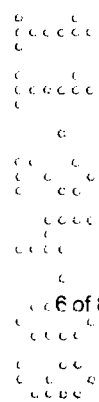
[Icon]

Determine the square feet area of the lawn to be treated by multiplying the length times width. Example 40 ft X 50 ft = 2,000 sq ft of lawn. Determine the type of lawn grass you have and the correct amount of product needed from the APPLICATION INSTRUCTIONS chart below. Always spray evenly over the lawn.

**Application Instructions**

**Cool Season Grasses** - Bluegrass, Fescues, and Ryegrass  
32 oz (1 Qt) – Treats 8,000 sq ft.

**Warm Season Grasses** - St. Augustine, Bahia, Common Bermuda, Centipede, Zoysia, and Bentgrass  
32 oz (1 Qt) – Treats 16,000 sq ft.



NOTE:

**Bold, italicized text is information for the reader and is not part of the label.**  
[Bracketed information is optional text]. Text separated by / denotes and/or options.  
Underline text is new. ~~Strike-through text is being deleted.~~

<b>How To Use The Ready-To-Spray System</b>	
Connect	<ol style="list-style-type: none"> <li>1. Shake well before using</li> <li>2. Connect sprayer to hose</li> <li>3. Turn on water faucet.</li> </ol>
Spray	<ol style="list-style-type: none"> <li>1. To BEGIN spraying, point sprayer nozzle in the direction you want spray.</li> <li>2. [Bend small plastic tab back and turn knob [clockwise] to ON position.] [On the side of the sprayer is a knob used to turn the sprayer on and off. Holding the nozzle in your hand, use your thumb to bend back the small tab next to the knob. Using your other hand, rotate the knob clockwise toward the ON position – water will flow from the nozzle. (The knob may be difficult to turn the first time – a tool such as pliers may be helpful to rotate the knob to the ON position.)]</li> <li>3. Spray evenly over desired area.</li> <li>4. It will take [10-15] [XX] minutes to spray the entire contents of this product.</li> </ol>
Finish	<ol style="list-style-type: none"> <li>1. [To STOP spraying, bend back the small tab next to the knob. Rotate the knob [counterclockwise] to the OFF position.] [To STOP spraying rotate the knob [counterclockwise] to the OFF position.]</li> <li>2. Turn off water supply at faucet.</li> <li>3. Relieve pressure in hose by turning the knob to the ON position until water slows to a drip. Turn knob back to OFF position.</li> <li>4. Disconnect sprayer from hose.</li> </ol>

**[End Option 2 Application Instructions]**

**STORAGE AND/[&] DISPOSAL**

[Icon]

**PESTICIDE STORAGE:** To be stored in original container and placed in area inaccessible to children.

**PESTICIDE CONTAINER DISPOSAL:** **If empty:** Nonrefillable container. Do not reuse or refill this container. Place in trash or offer for recycling if available. **If partly filled:** Call your local solid waste agency for disposal instructions. Never place unused product down any indoor or outdoor drain.

