

239-2686

07/21/2011

1/11



UNITED STATES ENVIRONMENTAL PROTECTION AGENCY  
WASHINGTON, D.C. 20460

OFFICE OF CHEMICAL SAFETY  
AND POLLUTION PREVENTION

Wendy Hollingsworth-Cox  
The Scotts Company LLC  
14111 Scottslawn Road  
Marysville, OH 43041

7-21-11

Subject: Label Amendment  
EPA Reg. No.: 239-2686 / GroundClear RTU

Dear Ms. Hollingsworth-Cox:

The amended labeling referred to above, submitted in connection with registration under the Federal Insecticide, Fungicide, and Rodenticide Act, as amended, is acceptable.

Submit one copy of the final printed label for the record before you release the product for shipment. A stamped copy of the label is enclosed for your records. This label supersedes all previously accepted labels. If these conditions are not complied with, the registration will be subject to cancellation in accordance with FIFRA section 6(e). Your release for shipment of the product constitutes acceptance of these conditions. If you have any questions please call Erik Kraft at 703-308-9358 or email at Kraft.Erik@epa.gov.

Sincerely,

A handwritten signature in black ink, appearing to read "Kable Bo Davis".

Kable Bo Davis  
Product Manager 25  
Herbicide Branch  
Registration Division (7505P)

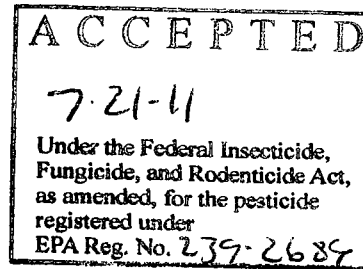
2/11

NOTE:

EPA Reg. No. 239-2686

**Bold, italicized text is information for the reader and is not part of the label.**  
[Bracketed information is optional text]. Text separated by / denotes and/or options.  
Underline text is new. ~~Strike-through text is being deleted.~~

- [For Home Use Only]
- [For Residential Use Only]
- [Outdoor Icon] [Outdoor Use Only]
- [Shake well before using]
- [Water based]



# GroundClear RTU

## *ALTERNATE BRAND NAMES*

- GroundClear Vegetation Killer Ready-To-Use
- Ortho GroundClear Complete Vegetation Killer Ready-To-Use
- Ortho GroundClear Vegetation Killer Ready-To-Use
- Ortho GroundClear Cracks & Crevices Vegetation Killer Ready-To-Use

## ACTIVE INGREDIENTS:


Glyphosate, isopropylamine salt .....1.000%  
 Imazapyr, isopropylamine salt .....0.016%

**OTHER INGREDIENTS:** .....98.984%

**TOTAL** .....100.000%

## THIS PRODUCT CONTAINS:

0.001 lb of imazapyr acid equivalent per gallon or 0.013%  
 0.062 lb of glyphosate acid equivalent per gallon or 0.740%



## KEEP OUT OF REACH OF CHILDREN

## CAUTION

See [back] [side] [other] [panel] [booklet] for additional precautionary statements

**NET CONTENTS:** 24 oz/710 ml, 32 oz/946 ml, ½ gal./1.89 L, 1 gal/3.78 L, 1.25 gal/4.73 L,  
1.33 gal/5.03 L, 1.58 gal/5.98 L, 2 gal/7.57 L

3/11

NOTE:

EPA Reg. No. 239-2686

**Bold, italicized text is information for the reader and is not part of the label.**  
[Bracketed information is optional text]. Text separated by / denotes and/or options.  
Underline text is new. ~~Strike-through text is being deleted.~~

**PRECAUTIONARY STATEMENTS  
HAZARDS TO HUMANS & DOMESTIC ANIMALS**

**CAUTION:** Causes moderate eye irritation. Avoid contact with eyes and clothing. Wash thoroughly with soap and water after handling and before eating, drinking, chewing gum, using tobacco, or using the toilet.

**FIRST AID:**

**If in eyes:** Hold eyes open and rinse slowly and gently with water for 15-20 minutes. Remove contact lenses, if present, after the first 5 minutes, then continue rinsing eye. Call a poison control center or doctor for treatment advice.

Have the product container or label with you when calling a poison control center or doctor, or going for treatment.

[Medical Information Call 1-800-225-2883]

**ENVIRONMENTAL HAZARDS:**

This product is toxic to plants. Drift and run-off may be hazardous to plants in water adjacent to treated areas. To protect the environment, do not allow pesticide to run off into storm drains, drainage ditches, gutters or surface waters. Applying this product in calm weather when rain is not predicted for the next 24 hours will help to ensure that wind or rain does not blow pesticide off the treatment area. Rinsing application equipment over the treated area will help to avoid run off to water bodies or drainage systems.

**DIRECTIONS FOR USE:** It is a violation of Federal law to use this product in a manner inconsistent with its labeling. Read entire label.

**Precautions and Restrictions**

Do not apply this product in a way that will contact any person, pet, either directly or through drift. Keep people and pets out of the area during application.

[Reentry icon] Do not enter or allow others to enter treated areas until sprays have dried.

**IMPORTANT:** Do not use on lawns, on or around fruits, vegetables, flowers, or other plants, or over the root zone of shrubs or trees. For weeds in your lawn use [Ortho Weed-B-Gon] [Product Name].

[Illustration]

To avoid damage to desirable plants do not apply over their root systems. For shrubs and trees do not apply closer than twice the distance from the trunk to the drip line [the area shaded in color] as roots may be within this area.

4/11

NOTE:

**Bold, italicized text is information for the reader and is not part of the label.**

[Bracketed information is optional text]. Text separated by / denotes and/or options.

Underline text is new. ~~Strike-through text is being deleted.~~

[Illustration]

Do not apply to slopes [the areas shaded in color] as movement on soil surface may damage desirable plants down the slope.

[Illustration]

Do not apply next to a fence if desirable plants are growing on the other side or if future planting is intended.

Do not use before planting lawns, fruits, vegetables, flowers, or other plants because [GroundClear RTU] [Product Name] remains active in soil for up to one year. In heavy clay soil, weed control may exceed one year.

*Note to PM: The following products facts table is optional and the information may appear inside or outside of a box.*

<b>Product Facts</b>	
[Treats up to [12 sq ft] [24 fl oz] [144 linear ft]]	
[Treats up to [15 sq ft] [32 fl oz] [180 linear ft]]	
[Treats up to [30 sq ft] [1/2 Gallon] [360 linear ft]]	
[Treats up to [60 sq ft] [1 Gallon Size] [720 linear ft]]	
[Treats up to [75 sq ft] [1.25 Gallon Size] [900 linear ft]]	
[Treats up to [80 sq ft] [1.33 Gallon Size] [960 linear ft]]	
[Treats up to [95 sq ft] [1.58 Gallon Size] [1140 linear ft]]	
[Treats up to [120 sq ft] [2 Gallon Size] [1440 linear ft]]	
Note: Linear feet based on 1-inch wide treatment.	
<b>KILLS WEEDS</b>	Unwanted plants & grasses
<b>PREVENTS WEEDS</b>	For up to 1 year
<b>WHERE TO USE</b>	On driveways, sidewalks, patios and other hard surfaces Along fences & curbs Where vegetation is not desired
<b>AMOUNT TO USE</b>	Spray weeds until wet, for surrounding areas spray thoroughly
<b>Questions, Comments or Medical Information</b> [icon]	
Call 1-800-225-2883	<a href="http://www.ortho.com">www.ortho.com</a> [icon]

**Where to Apply/Use**

Apply [GroundClear RTU] [Product Name] only where no plant growth is desired for at least a year, such as driveways, sidewalks, patios, gravel paths, and along fences. In heavy clay soil, plant growth may be prevented for more than one year. In areas of heavy rainfall, applications every 6 to 8 months may be necessary.

5/11

**NOTE:**

***Bold, italicized text is information for the reader and is not part of the label.***  
 [Bracketed information is optional text]. Text separated by / denotes and/or options.  
Underline text is new. ~~Strike-through text is being deleted.~~

**When to Apply/Use**

Water the day before application if soil is dry. [Bend and extend flexible nozzle.] Apply to bare ground or when weed growth is small. If weeds are taller than 6 inches, cut down and remove before application. Apply when daytime temperature is at least 60° F. Visible results [will occur] in 10 hours. To prevent\* the growth of weeds under asphalt driveways, tennis courts, play areas and parking areas, apply before laying surfacing materials. Rain or watering 1 hour after application will not reduce effectiveness.

***Optional Section – Some or all of the following weeds will appear on the product label.***

**[Weeds Controlled]/[Kills All Types of Weeds & Grasses]**

Bahiagrass	Bentgrass	Bermudagrass
Bindweed	Black Medic	Blue Toadflax
Bluegrass	Brassbuttons	Broadleaf Plantain
Bromegrass	Bur Clover	Canada Thistle
Chickweed	Common Plantain	Common Groundsel
Crabgrass	Creeping Bentgrass	Creeping Charlie
Creeping Beggarweed	Curly Dock	Dandelion
Diffuse Lovegrass	Dog Fennel	Evening Primrose
False Dandelion	Fennel	Fescue
Fiddleneck	Filaree	Florida Pusley
Garden Spurge	Henbit	Johnsongrass
Knotweed	Lambsquarters	Little Bitter Cress
London Rocket	Maiden Cane	Ma H ow
Mayweed	Mouseear Chickweed	Nimblewill
Oldenlandia	Orchardgrass	Oxalis
Pennsylvania Smartweed	Pen nywort	Perennial Ryegrass
Primrose	Prostrate Spurge	Puncture Vine
Quackgrass	Ragweed	Sandspur
Shepherdspurse	Smooth Cat's Ear	Sowthistle
Spotted Spurge	St. Augustinegrass	Tall Fescue
Tansy Ragwort	Torpedograss	White Clover
Whitetop	Wild Morning Glory	Wild Barley
Yellow Nutgrass	Zoysia	

**NOTE:** Heavy lawn grass or well established difficult to control weeds, such as Bermudagrass, Nimblewill, Dandelion, or Canada Thistle may require a repeat application.

**Weeds Prevented:** black mustard, redstem filaree, downy brome, rattail fescue, bahiagrass, crabgrass, annual trampweed, red sorrel, cutleaf primrose, tall fescue [and] orchardgrass.

6/11

NOTE:

**Bold, italicized text is information for the reader and is not part of the label.**  
[Bracketed information is optional text]. Text separated by / denotes and/or options.  
Underline text is new. ~~Strike-through text is being deleted.~~

***Directions For Use Options Based On Applicator***

***Option 1 – Quick Connect Sprayer/Trigger***

[Applicator (Device) (Application Name) Directions]

Now with Quick Connect Sprayer. 1. Pull sprayer from bottle. 2. Pull [color] hose connector and coil from sprayer handle. 3. Insert hose connector into [color] spout on cap until clicks into place. 4. Flip up spout. Turn sprayer nozzle to open, and spray.

Quick Connect Sprayer. 1. Remove sprayer. Pull cord **ALL THE WAY OUT.** 2. Insert red plug into spout [on cap] until it clicks. 3. Flip up spout. Open nozzle at end of sprayer.

[Quick Connect Sprayer/Trigger Spray]

**How To Apply/Use:** [icon]


Turn sprayer nozzle to open. Adjust spray nozzle to give a coarse spray. Hold spray nozzle 12 or more inches from weeds or soil to be treated. Allow to soak into ground, avoiding runoff to nearby desirable plants. For cracks in sidewalks and between bricks and paving stones – Spray weeds and soil in the crack until completely wet. To cover a whole area – Measure area to be treated. Calculate square feet by multiplying length times width. [walking man icon]. Spray evenly over XX sq ft. [Coverage is package container size dependent] If the area is not evenly covered, there may be some re-growth of weeds. These can easily be retreated with another application.

***Option 2 – Sprinkler Cap***

[Applicator (Device) (Application Name) Directions]

**How To Apply/Use:** [icon]

- Remove top cap.
- [Turn jug upside down. Hold jug about waist high to apply.]
- [Tilt bottle slightly to adjust product flow.]
- Allow to soak into ground, avoiding runoff to nearby desirable plants.



For cracks in sidewalks and between bricks and paving stones, make sure weeds and soil in the crack are completely wet. To cover a whole area, measure area to be treated. Calculate square feet by multiplying length times width. [walking man icon].

Pour evenly over XX sq ft. (***Coverage is package container size dependent.***) If the area is not evenly covered, there may be some regrowth of weeds. These can easily be retreated with another application.



8/11

NOTE:

**Bold, italicized text is information for the reader and is not part of the label.**  
[Bracketed information is optional text]. Text separated by / denotes and/or options.  
Underline text is new. ~~Strike-through text is being deleted.~~

***Pesticide Storage and Disposal Options Based On Applicator***

**STORAGE & DISPOSAL**

**PESTICIDE STORAGE**

*(Following to be used with all Storage Text)* [Close top cap.] Keep from freezing. Keep pesticide in original container. Do not put into food or drink containers. Avoid contamination of feed and foodstuffs. Store in a cool, dry place, preferably in a locked storage area.

**PESTICIDE STORAGE:** *(for Quick Connect Sprayer and bottle)* Flip down spout to close. No need to disconnect trigger sprayer. Close nozzle on trigger sprayer [Turn sprayer nozzle to "OFF" [X]]. Snap sprayer back in place.

**PESTICIDE STORAGE:** *(for conventional trigger sprayers larger than 24 fl.oz.)* Place trigger sprayer under handle on container to keep sprayer above level of contents.

**PESTICIDE STORAGE:** *(for conventional trigger sprayers)* [Rotate nozzle to closed position.] [Turn sprayer nozzle to ["OFF"] [X].]

**PESTICIDE DISPOSAL AND CONTAINER HANDLING:** *(For all package designs that do not have refill instructions.)*

**If empty:** Nonrefillable container. Do not reuse or refill this container. Place in trash or offer for recycling if available. **If partly filled:** Call your local solid waste agency for disposal instruction. Never place unused product down any indoor or outdoor drain.

**PESTICIDE DISPOSAL AND CONTAINER HANDLING:** *(Only for those package designs with refill instructions.)*

**If empty:** Nonrefillable container. Do not reuse or refill this container unless the directions for use allow a different (concentrated) product to be diluted in the container. Place in trash or offer for recycling if available. **If partly filled:** Call your local solid waste agency for disposal instruction. Never place unused product down any indoor or outdoor drain.

***OPTIONAL MARKETING CLAIMS***

**I: Formulation Claims Optional Claims**

- 2-WAY ACTION – Kills Weeds & Grasses Down to the Root – Prevents Weed Seeds from Growing for up to 1-year
- Apply one time
- Apply one time to kill and prevent\* up to 1-year
- *Added the following notation in regard to the graphics:* Highlight color represents area to be sprayed to keep weeds from growing for up to one year
- Before [Illustration] /[and] After [Illustration]
- Blocks weed[s] [growth] [for up to 1-year]
- Cover [xx] feet [of cracks]



9/11


NOTE:

**Bold, italicized text is information for the reader and is not part of the label.**

[Bracketed information is optional text]. Text separated by / denotes and/or options.

Underline text is new. ~~Strike-through text is being deleted.~~

- [Covers 60 sq ft [gal], 80 sq ft [1.33 gal], 12 sq ft [24 oz size], 120 sq ft [2 gal]] Ortho GroundClear is formulated to kill weeds and grasses and prevent\* new growth for up to 1-year. Use [GroundClear] on driveways, sidewalks, patios, gravel paths, parking areas and along fence lines, [and anywhere you want to prevent\* grasses and weeds]
- Dual-action [formula]
- Easy to use
- For Cracks & Crevices
- Formulated to kill weeds [and grasses] [for up to 1-year]
- Formulated to prevent\* [kill] weeds [and grasses] [for up to 1-year]
- Great [ideal] for spot treatments
- GroundClear works two ways
- It kills weeds and prevents\* any re-growth for up to one full year with a single application
- Keeps ground clear of weed [and grasses]
- Keeps [prevents\*] weeds [and grasses] from growing in cracks [and joints] in sidewalks, driveways and patios Keeps weeds from growing [for up to 1-year]
- Kills and prevents\* [weeds] [and] [grasses] [for up to 1 year]
- Kills weeds and grass, roots and all
- Kills weeds [and grasses] [for up to 1-year]
- Long-lasting [formula] [weed [and grass]control]
- Offer long-term weed control in places where no growth is wanted
- [One application] kills and prevents\* for up to 1-year
- One application [kills] [and prevents\* listed weeds for up to one year]
- Ideal [great] for use on [driveways], [sidewalks], [patios], [brick walks], [gravel paths], [and] [fence lines]
- NO MIXING
- Prevents\* growth [for up to 1-year]
- Prevents\* [kills] weeds
- Prevents\* re-[new] growth [for up to 1-year]
- Prevents\* [weeds and grasses] [for up to 1-year] on [non-lawn areas] [driveways] [sidewalks] [patios] [gravel paths] [brick walks]
- Prevents\* [weeds and grasses] [from growing] [for up to 1-year]
- Protects against weeds [and grasses] [for up to 1-year]
- Provides long-term weed [and grass] control
- Rainproof in hours [so you don't have to re-spray]
- Rainproof in 1 hour
- Ready-To-Use
- Requires no mixing, no measuring and no messy cleanup
- [Results in/Starts working in/Starts to kill in/Visible [See] Results in/Weeds [and Grasses] start dying in/Works to the root[s]] in [[4, 6, 8, 10, 12, 24]] hours
- Same Day [Visible] Results
- [See Results/Starts to kill/Visible Results/Weeds [and Grasses] start dying/Works to the root[s]] in hours
- Speedy Results



NOTE:


**Bold, italicized text is information for the reader and is not part of the label.**  
[Bracketed information is optional text]. Text separated by / denotes and/or options.  
Underline text is new. ~~Strike-through text is being deleted.~~

- [Starts working/Starts to kill] [immediately/overnight/on contact/in hours]
- Stops weeds [and grasses] from growing for up to 1-year
- Up to 1-year [extended] [weed and grass control]
- [Up to 1-year] long-lasting [weed and grass control]
- Use on driveways [and patios] to kill [and prevent\*] weeds [for up to 1-year]
- Use on driveways, sidewalks, patios, brick walks, gravel paths, fence lines to prevent weed growth [weeds from growing].
- Use on [driveway seams] [patio crevices] and [sidewalk cracks]
- Weed-Preventer
- Works for up to 1-year

\*See list for weeds prevented/Refer to weed list inside booklet/label/See weeds prevented section)

**II. Applicator Claims Optional Claims**

- 33% more than 1 gallon size
- 33% more than 24 oz size
- EASY-TO-USE [Store]
- Exclusive [technology]
- Great for large or small jobs [areas]
- Ideal for large or small jobs [areas]
- Improved [!]
- Improved [Applicator]!/Improved [Application]!
- Improved Applicator System! [Device!]/Improved Application System! [Device!]
- [New/Now] (*to be used for 6 months following commercial introduction of applicator*)
- No Leaks or Mess
- No [More] hand Fatigue
- No more squeeze, squeeze, squeeze
- No more tired hands
- NOW refillable lawn weed control [kill] system [device]
- Patented [technology]
- Precise control for maximum accuracy
- Quick & Easy to Use
- Refillable
- Revolutionary [new] applicator
- Save[s] time and energy
- Targets weeds in tight places
- The easier way to kill weeds



**Optional Instructions for Resealable Labeling**

- Peel Here Open Resealable Label for Directions and Precautions
- Press to Reseal.
- See inside booklet for details.

NOTE:

EPA Reg. No. 239-2686

***Bold, italicized text is information for the reader and is not part of the label.***  
[Bracketed information is optional text]. Text separated by / denotes and/or options.  
Underline text is new. ~~Strike-through text is being deleted.~~

**Questions, Comments or Medical Information**  
**Call 1-800-225-2883                      www.ortho.com**

**The ORTHO Guarantee:** If for any reason you, the consumer, are not satisfied with this product, mail us your original of purchase to obtain a full refund of your purchase price.

**Ortho® & Your Environment**

Your yard is a place for family and pets to enjoy. That's why Ortho® products are designed with care to provide effective solutions to weed problems. Follow instructions for appropriate usage, storage and disposal.

**NOTICE:** To the extent consistent with applicable law, the buyer assumes all responsibility for safety and use not in accordance with directions.

EPA Reg. No. 239-2686

EPA Est. No. 239-IA-3<sup>1</sup>, 239-MS-001<sup>M</sup>, 58996-MO-1<sup>A</sup>

[Superscript used is first letter of lot number on [end] [side] [top] [bottom] [of] container]

[Manufactured For/Sold By]

The Ortho Group

P.O. Box 190

Marysville, OH 43040

©[Insert Year] The Ortho Group [Company Name] World rights reserved.

[Product of] [Made in] [Country Name] [USA]

