

239-2685

11/23/2011

1/18



UNITED STATES ENVIRONMENTAL PROTECTION AGENCY  
WASHINGTON, D.C. 20460

OFFICE OF CHEMICAL SAFETY  
AND POLLUTION PREVENTION

November 23, 2011

Jane Rothwell  
The Scotts Company  
d/b/a The Ortho Group  
P.O. Box 190  
Marysville, OH 43040

Subject: Amendment – Response to Agency’s letter dated April 18, 2011  
0.3% Bifenthrin Liquid Concentrate  
EPA Reg. No. 239-2685  
Your submission dated August 9, 2011

Dear Ms. Rothwell:

The labeling referred to above, submitted in connection with registration under the Federal Insecticide, Fungicide and Rodenticide Act (FIFRA), as amended, is acceptable subject to the comments listed below. Two (2) copies of the finished labeling must be submitted prior to releasing the product for shipment. A stamped copy of the label is enclosed for your records.

1. On page 4 under *Optional Marketing Claims* replace, “Kills on Contact” with “Kills by Contact”.

If you have any questions regarding this action, please contact BeWanda Alexander at [Alexander.bewanda@epa.gov](mailto:Alexander.bewanda@epa.gov) or (703) 305-7460.

Sincerely,

*BeWanda Alexander for*  
Richard Gebken  
Product Manager 10  
Insecticide Branch  
Registration Division (7505P)

Enclosure

2  
18

NOTE: ***Bold, italicized text is information for the reader and is not part of the label.***  
[Bracketed information is optional text.] Text separated by / denotes and/or options,

EPA Reg. No. 239-2685

# 0.3% Bifenthrin Liquid Concentrate

## ALTERNATIVE BRANDING OPTIONS

ORTHO Bug-B-Gon MAX Lawn & Garden Insect Killer<sup>1</sup> Ready-to-Spray

ORTHO Bug-B-Gon MAX Lawn & Garden Insect Killer<sup>1</sup> Concentrate

ORTHO MAX Fire Ant Mound Drench Ready-to-Spray

### Active Ingredient

Bifenthrin\* ..... 0.3%

Other Ingredients ..... 99.7%  
100.0%

\*Cis isomers 97% minimum, trans isomers 3% maximum.

For Residential Outdoor Use Only [icon/symbol]

### KEEP OUT OF REACH OF CHILDREN

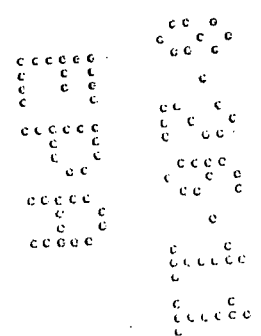
#### CAUTION

See back panel [booklet] for additional precautionary statements.

NET 32 FL OZ (1 QT) 946 ml

***Any or all listed bugs may be represented graphically on Final Printed Labeling***

ACCEPTED  
with COMMENTS  
In EPA Letter Dated  
NOV 23 2011  
Under the Federal Insecticide,  
Fungicide, and Rodenticide Act,  
as amended, for the pesticide  
registered under EPA Reg. No.  
239-2685



1000075938-02 | In Work - 08/25/2011 by Temp 12/03/2, Melissa McInain | Printed on 08/25/2011 - Print

3  
18

NOTE: ***Bold, italicized text is information for the reader and is not part of the label.***  
[Bracketed information is optional text.] Text separated by / denotes and/or options,

EPA Reg. No. 239-2685

**FRONT/BACK LABEL COPY**

***Placement varies***

Specially formulated for residential use.  
DO NOT USE INSIDE DWELLINGS.

**STORAGE AND DISPOSAL**

**STORAGE:** Keep from freezing. Keep pesticide in original container. Do not put into food or drink containers. Avoid contamination of feed and foodstuffs. Store in a cool, dry place, preferably in a locked storage area.

**DISPOSAL:** **If empty:** Nonrefillable container. Do not reuse or refill this container. Place in trash or offer for recycling if available. **If partly filled:** Call your local solid waste agency for disposal instructions. Never place unused product down any indoor or outdoor drain.

**PRECAUTIONARY STATEMENTS**

**HAZARDS TO HUMANS & DOMESTIC ANIMALS**

**CAUTION:**

Do not apply this product to humans or animals.

**FIRST AID**

**If swallowed:** Call a poison control center or doctor immediately for treatment advice. Have person sip a glass of water if able to swallow. Do not induce vomiting unless told to do so by a poison control center or doctor. Do not give anything by mouth to an unconscious person.


**If inhaled:** Move person to fresh air. If person is not breathing, call 911 or an ambulance, then give artificial respiration, preferably mouth-to-mouth if possible. Call a poison control center or doctor for further treatment advice.

**If on skin or clothing:** Take off contaminated clothing. Rinse skin immediately with plenty of water for 15-20 minutes. Call a poison control center or doctor for treatment advice.

**If in eyes:** Hold eye open and rinse slowly and gently with water for 15-20 minutes. Remove contact lenses, if present, after the first 5 minutes, then continue rinsing eye. Call a poison control center or doctor for treatment advice.

Have the product container or label with you when calling a poison control center or doctor, or going for treatment.

**Note to Physician:** Emergency Information call 1-800-225-2883.



1000075938-02 | In Work - 08/25/2011 by Temp 12/03/2, Melissa McJain | Printed on 08/25/2011 - Print

18/4

NOTE: ***Bold, italicized text is information for the reader and is not part of the label.***  
[Bracketed information is optional text.] Text separated by / denotes and/or options,

EPA Reg. No. 239-2685

**ENVIRONMENTAL HAZARDS**

This pesticide is extremely toxic to fish and aquatic invertebrates. To protect the environment, do not allow pesticide to enter or run off into storm drains, drainage ditches, gutters or surface waters. Applying this product in calm weather when rain is not predicted for the next 24 hours will help to ensure that wind or rain does not blow or wash pesticide off the treatment area. Rinsing application equipment over the treated area will help avoid run off to water bodies or drainage systems. Drift and run-off from treated areas may be hazardous to aquatic organisms in neighboring areas. Care should be used when spraying to avoid fish and reptile pets in/around ornamental ponds.

This product is highly toxic to bees exposed to direct treatment or residues on blooming plants. Do not apply this product or allow it to drift to blooming plants if bees are visiting the treatment areas.

**PHYSICAL OR CHEMICAL HAZARDS**

Do not apply this product in or on electrical equipment due to the possibility of shock hazard.

**NOTICE**

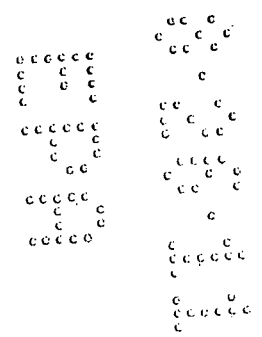
To the extent consistent with applicable law, buyer assumes all risks of use, storage or handling of this product not in accordance with directions.

**Questions, Comments or Medical Information?**

1-800-225-2883 *[icon/symbol]*

Manufactured for / Sold by  
The Ortho Group  
P.O. Box 190  
Marysville, OH 43040  
EPA Reg. No. 239-2685  
EPA Est. No. 239-IA-3<sup>1</sup>, 58996-MO-1<sup>A</sup>, 239-MS-001<sup>M</sup>

Superscript is first letter of lot number.  
[Made in USA]



1000075938-02 | In Work - 08/25/2011 by Temp 12/03/12, Melissa McClain | Printed on 08/25/2011 - Print

5  
18

NOTE: ***Bold, italicized text is information for the reader and is not part of the label.***  
[Bracketed information is optional text.] Text separated by / denotes and/or options,

EPA Reg. No. 239-2685

**OPTIONAL FRONT/BACK LABEL COPY**

[optional text if using back label booklet]  
OPEN [icon/symbol]  
Resealable Label for Directions & Precautions  
Press to Reseal [placed on side of label]

[optional text]

**ORTHO & YOUR ENVIRONMENT**

Your home and yard are places for family and pets to enjoy. That's why Ortho® products are designed with care to provide effective solutions to insect problems inside and outside your home. For best results and a healthy environment, please follow instructions for appropriate usage, storage and disposal.

[optional text]

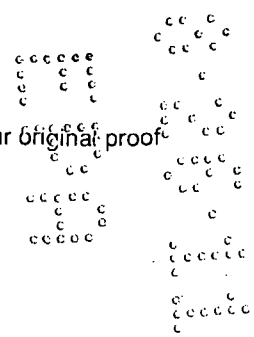
0.3% Bifenthrin Liquid Concentrate [Alternate Brand Name] is an insecticide that kills insects/pests that damage [roses], [flowers], [shrubs], [fruit trees], [vegetable gardens] [and/or] [lawns]. By spraying around the house foundation, it also keeps insects/pests from coming into the house/home. The easy to use Ready-to-Spray System makes the application fast, easy and convenient.

**Optional Marketing Claims:**

- Kills Fast!
- Kills [listed insect] [on contact]
- Kills on Contact. Guaranteed†
- Guaranteed Kill [or your money back!] †
- Kills [1/2/3/4...158] listed insects
- Complete mound kill
- Kills the [entire] mound
- Kills the queen
- Low-pressure Shower Applicator
- Kills Queen & Colony/Mound
- Kills [Foraging] [Biting] Fire Ants
- Kills [Foraging] [Biting] Fire Ants in 15/30 minutes [Guaranteed]†
- Guaranteed† to kill [Foraging] Fire Ants in 15/30 minutes
- Guaranteed† [Foraging] Fire Ant Kill in 15 minutes

**†THE ORTHO GUARANTEE**

If for any reason you, the consumer, are not satisfied with this product, mail us your original proof of purchase to obtain a full refund of your purchase price.



1000075938-02 | In Work - 08/25/2011 by Temp 12/03/2, Melissa McInnis | Printed on 08/25/2011 - Print

6  
18

NOTE: ***Bold, italicized text is information for the reader and is not part of the label.***  
[Bracketed information is optional text.] Text separated by / denotes and/or options,

EPA Reg. No. 239-2685

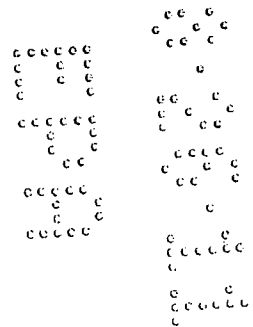
**Note: Options 1, 2 and 3 each contain optional marketing claims and specific directions for use by product type.**

**OPTION 1: TO BE USED WITH LAWN & GARDEN READY-TO-SPRAY**

**Optional Marketing Claims:**

- Kills aphids, [and/or] mites, caterpillars, beetles, whiteflies, sod webworms, chinch bugs, mole crickets, ants, fleas, ticks, and/& mosquitoes
- Kills ticks that may transmit Lyme Disease
- Kills mosquitoes that may transmit West Nile Virus
- Provides residual control for up to 6 weeks
- Kills for up to six [6] weeks
- Up to six [6] week protection
- One application. Up to six [6] week control
- Covers/Treats up to 5,300 sq ft
- Use/For use on lawns, [and/or] around home perimeter, ornamentals, flowers, trees, shrubs, vegetables, and/& fruit trees

PRODUCT FACTS	
<b>KILLS INSECTS/PESTS/BUGS</b>	Ants (including carpenter, foraging fire ants, red harvester, pavement, odorous, pyramid, pharaoh, and Argentine), [and/or/some] aphids, billbugs, caterpillars, centipedes, chinch bugs, cutworms, hornets, fleas, Japanese beetles (adults), millipedes, mites, mole crickets, mosquitoes, scorpions, sod webworms, ticks, wasps, whiteflies and other listed lawn and garden insects/pests.
<b>WHERE TO APPLY/USE</b>	<ul style="list-style-type: none"> <li>▪ Roses and other ornamentals</li> <li>▪ Listed vegetables and fruit trees</li> <li>▪ Trees and shrubs</li> <li>▪ Lawns</li> <li>▪ Around house foundations, porches, patios, and stored lumber</li> </ul>
<b>PEOPLE &amp; PETS</b> <i>[icon/symbol]</i>	People and pets may enter treated areas after spray has dried.



7  
18

NOTE: ***Bold, italicized text is information for the reader and is not part of the label.***  
[Bracketed information is optional text.] Text separated by / denotes and/or options.

EPA Reg. No. 239-2685

**DIRECTIONS FOR USE**

It is a violation of Federal law to use this product in a manner inconsistent with its labeling.

Do not water the treated area to the point of run-off. Do not make applications during rain.

All outdoor applications must be limited to spot or crack-and-crevice treatments only, except for the following permitted uses:

- Treatment to soil or vegetation around structures;
- Applications to lawns, turf, and other vegetation;
- Applications to building foundations, up to a maximum height of 3 feet.

Other than applications to building foundations, all outdoor applications to impervious surfaces such as sidewalks, driveways, patios, porches and structural surfaces (such as windows, doors, and eaves) are limited to spot and crack-and-crevice applications, only.

Application is prohibited directly into sewers or drains, or to any area like a gutter where drainage to sewers, storm drains, water bodies, or aquatic habitat can occur. Do not allow the product to enter any drain during or after application.

Food utensils such as spoons and measuring cups must not be used for food purposes after use with pesticides.

**SHAKE WELL**

**HOW TO USE THE READY-TO-SPRAY SYSTEM**

**CONNECT**

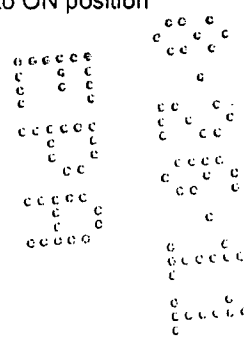
- [1.] Shake well before using.
- [2.] Connect sprayer to hose.
- [3.] Turn on water.

**SPRAY**

- [1.] Extend the hose to the farthest point in the lawn or garden away from the water faucet. This will minimize walking on the treated area.
- [2.] To begin spraying, point nozzle in the direction you want to spray.
- [3.] Bend small plastic tab back and turn knob clockwise to ON position.
- [4.] Spray as directed in the "HOW TO APPLY" instructions for each use.

**FINISH**

- [1.] To stop spraying, bend small [insert: color of applicator] plastic tab back and turn knob counter-clockwise to OFF position.
- [2.] Turn off water.
- [3.] Relieve water pressure by bending the plastic tab back and turning knob to ON position until water slows to a drip. Then, turn knob back to OFF position.
- [4.] Disconnect sprayer from hose.



1000075938-02 | In Work - 08/25/2011 by Temp 12/03/2. Melissa McInain | Printed on 08/25/2011 - Print

18/8

NOTE: ***Bold, italicized text is information for the reader and is not part of the label.***  
[Bracketed information is optional text.] Text separated by / denotes and/or options.

EPA Reg. No. 239-2685

**ROSES, FLOWERS, SHRUBS, & SMALL [NON-FRUIT BEARING] TREES**

**KILLS INSECTS/PESTS/BUGS**

Aphids, armyworms, bagworms, crickets, cutworms, Eastern spruce gall adelgade, elm leafbeetles, European pine sawfly, fall webworm, flea beetle, grasshoppers, greenbug aphids, gypsy moth, hornets, Japanese beetle (Adults), lacebug, leafhopper, loopers, lygus bug, mealybugs, mimosa webworms, mosquitoes, northern pine weevil, oak webworm, orchard weevil, periodical cicada, pine chaffer, pine shoot weevil, plantbug, redheaded pine sawfly, saltmarsh caterpillar, sap beetle, sawfly, spittlebug, spruce mites, stink bug, tarnished plant bug, tent caterpillar, thrips, two spotted spider mite, wasp, whitefly, and Zimmerman pine moth

**HOW TO APPLY/USE**

- Spray to uniformly cover upper and lower leaf surfaces, stems and branches. When treating potted plants also lightly spray the soil surface.
- Spray when air is calm to avoid drift. Apply as necessary, waiting 7 to 14 days between each application. Hard to control insects/pests may require 2 to 3 applications.
- If temperature is expected to exceed 85°F, spray in early morning or late afternoon when it is cooler.
- Mosquitoes coming to rest on treated areas will be killed for varying periods of time after application, depending on exposure of treated areas to weather conditions.
- [Try to spray underside of leaves and penetrate dense foliage. Bottle (32 oz.) will treat 2,700 sq. ft.]

**AROUND HOUSE FOUNDATIONS, PORCHES, PATIOS & STORED LUMBER**

**DO NOT TREAT FIREWOOD**

**KILLS INSECTS/PESTS/BUGS**

Ants (including carpenter ant, Lasius, Argentine, red harvester, pavement, odorous, pyramid, pharaoh), [and/or/some] centipedes, Cockroaches (including American, Asian, German), crickets, earwigs, fleas, house flies, millipedes, mosquitoes, palmetto bugs, scorpions, sowbugs, spiders, and ticks (including American, deer tick, brown dog tick)

**HOW TO APPLY/USE**

- To keep insects/pests from entering the house, spray a 2 foot band of soil around the house next to the foundation. Also spray the foundation of the house to a height of 2 feet.
- Repeat application every 14 days if necessary.
- [Bottle (32 oz.) will treat 1,400 sq. ft. of foundation/perimeter.]

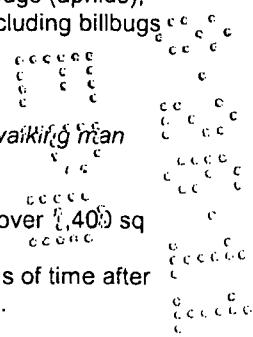
**LAWN INSECTS/PESTS**

**KILLS INSECTS/PESTS/BUGS**

Ants (including carpenter, lawn, foraging fire ant, and Argentine), [and/or/some] Armyworms, black turfgrass ataenius, chinch bugs, crickets, cutworms, deer ticks, fleas, greenbugs (aphids), Japanese beetles (Adults), mole crickets, mosquitoes, sod webworms, weevils (including billbugs and annual bluegrass)

**HOW TO APPLY/USE**

- [Measure lawn. Calculate square feet by multiplying length times width. *[walking man icon]*]
- Spray over desired area. Bottle 32 oz. will treat up to 5,300 sq. ft.
- **Tough to Control Insects/pests:** To control carpenter ants spray evenly over 1,400 sq ft.
- Mosquitoes coming to rest on treated areas will be killed for varying periods of time after application, depending on exposure of treated areas to weather conditions.



1000075938-02 | In Work - 08/25/2011 by Temp 12/03/2, Melissa McLain | Printed on 08/25/2011 - Print



18

NOTE: ***Bold, italicized text is information for the reader and is not part of the label.***  
[Bracketed information is optional text.] Text separated by / denotes and/or options.

EPA Reg. No. 239-2685

**WHEN TO MOW & WATER**

- Apply to lawn that was mowed and watered within the last 24 hours. Mowing may be resumed after 2-3 days.
- For mole cricket control, water thoroughly immediately after application.

**WHEN TO RE-APPLY**

- Wait 4 to 6 weeks between applications.

**HOME VEGETABLE GARDENS, MELONS & FRUIT TREES**

**KILLS INSECTS/PESTS/BUGS**

Aphids, [and/or/some] alfalfa caterpillar, alfalfa looper, American plum borer, apple aphid, apple maggot, armyworms, artichoke plume moth, beet armyworm, black cherry aphid, black vine weevil, blueberry spanworm, buckhorn aphid, cabbage loopers, carrot weevil, celery looper, cherry fruit fly, chinch bug, clover mites, codling moth, Colorado potato beetle, corn earworm, corn rootworm (adults), corn silkfly (adult), cow pea curculio, cranberry fruitworm, cranberry weevil, crickets, spotted & striped cucumber beetle (adults), cutworms, diamondback moth, European corn borer, fall webworm, filbert worm, flea beetle, grasshoppers, green cloverworm, green fruitworm, hickory shuckworm, imported cabbageworm, lacebug, leafhopper, leafrollers, lesser peach tree borer, loopers, lygus bug, Mexican bean beetle, naval orangeworm, oblique banded leafroller, oriental fruit moth, painted lady caterpillar, pea aphid, pea weevil, peach tree borer, peach twig borer, pecan nut casebearer, pecan spittlebug, pecan leaf phylloxera, pecan stem phylloxera, pear psylla, pecan aphid, pecan weevil, pepper weevil, pickleworm, plantbug, plum curculio, potato leafhopper, potato psyllid, potato tuberworm, red-banded leafroller, red striped fireworm, rindworm, rosy apple aphid, saltmarsh caterpillar, san jose scale (fruit only), sap beetle, southwestern corn borer, squash bug, squash vine borer, stalk borer, stink bug, tarnished plant bug, tentiform leaf miner, tobacco hornworm, tomato fruitworm, tomato hornworm, tomato pinworm, tufted apple budmoth, vegetable leafminer, velvetbean caterpillar, variegated leafroller, walnut aphid, walnut husk fly, weevils, western bean cutworm, and whitefly

**WHEN TO APPLY/USE**

- Apply when insects/pests first appear.
- Re-apply as necessary to maintain control waiting at least 7 days between each application.

**HOW TO APPLY/USE**

- Apply as a thorough spray, wetting leaves and branches, but do not let runoff occur.
- Be sure to follow important limitations for the specific edible plant you are spraying, including the amount of spray which can be applied, the interval between sprays, and the days to wait before harvest.
- [Try to spray underside of leaves and penetrate dense foliage. Bottle (32 oz.) will treat 2,700 sq. ft.]

VEGETABLES AND FRUITS	DAYS TO WAIT TO HARVEST	CALIFORNIA DAYS TO WAIT TO HARVEST
Corn (Sweet corn)	1	18
Tomatoes	1	Do not use
Citrus	1	Do not use
Blackberries, Raspberries	3	4
Lima Beans	3	9

Handwritten scribbles and marks on the right side of the page.

1000075938-02 | In Work - 08/25/2011 by Temp 12/03/2, Melissa McInain | Printed on 08/25/2011 - Print


10  
18

NOTE: ***Bold, italicized text is information for the reader and is not part of the label.***  
[Bracketed information is optional text.] Text separated by / denotes and/or options,

EPA Reg. No. 239-2685

Peas (Green pea, Snow pea, Sugar Snap pea), Beans (Snap bean, Wax bean), Blackeyed pea	3	Do not use
Chayote, Cucumber, Edible gourds, Cantaloupe, Casaba, Honeydew melon, Pumpkin, Summer squash (Zucchini), Winter squash (Butternut squash, Acorn squash, Spaghetti squash), Watermelon	3	3
Chinese mustard	7	Do not use
Broccoli, Chinese broccoli, Cabbage, Cauliflower, Eggplant	7	7
Head lettuce, Peppers (Bell and Non-bell), Artichoke	7	Do not use
Pears	14	Do not use
Pecans	21	Do not use

1000075938-02 | In Work - 08/25/2011 by Temp 12/03/2, Melissa McLain | Printed on 08/25/2011 - Print



11  
18

NOTE: ***Bold, italicized text is information for the reader and is not part of the label.***  
[Bracketed information is optional text.] Text separated by / denotes and/or options,

EPA Reg. No. 239-2685

**OPTION 2: TO BE USED WITH LAWN & GARDEN CONCENTRATE**

**Optional Marketing Claims:**

- Kills aphids, [and/or] mites, caterpillars, beetles, whiteflies, sod webworms, chinch bugs, mole crickets, ants, fleas, ticks, and/& mosquitoes
- Kills ticks that may transmit Lyme Disease
- Kills mosquitoes that may transmit West Nile Virus
- Provides residual control for up to 6 weeks
- Kills for up to six [6] weeks
- Up to six [6] week protection
- One application. Up to six [6] week control
- Covers/Treats up to 5,300 sq ft
- Use/For use on lawns, [and/or] around home perimeter, ornamentals, flowers, trees, shrubs, vegetables, and/& fruit trees

PRODUCT FACTS	
<b>KILLS INSECTS/PESTS/BUGS</b>	Ants (including carpenter, foraging fire ants, red harvester, pavement, odorous, pyramid, pharaoh, and Argentine), [and/or/some] aphids, billbugs, caterpillars, centipedes, chinch bugs, cutworms, hornets, fleas, Japanese beetles (adults), millipedes, mites, mole crickets, mosquitoes, scorpions, sod webworms, ticks, wasps, whiteflies, and other listed lawn and garden insects/pests.
<b>WHERE TO APPLY/USE</b>	<ul style="list-style-type: none"> <li>▪ Roses and other ornamentals</li> <li>▪ Listed vegetables and fruit trees</li> <li>▪ Trees and shrubs</li> <li>▪ Lawns</li> <li>▪ Around house foundations, porches, patios and stored lumber</li> </ul>
<b>AMOUNT TO APPLY/USE</b>	<ul style="list-style-type: none"> <li>▪ <b>Roses, ornamentals, vegetable gardens, melons and fruit trees:</b> Mix 3 Tbs (1.5 oz) per gallon of water. Spray plants until thoroughly covered.</li> <li>▪ <b>Lawns:</b> Mix 1.5 to 3 Tbs (0.75 to 1.5 oz) per gallon of water sprayed to cover 125 sq ft</li> <li>▪ <b>Around house foundations:</b> Mix 3 Tbs (1.5 oz) per gallon of water sprayed to cover 65 sq ft</li> </ul>
<b>PEOPLE &amp; PETS</b> [icon/symbol]	People and pets may enter treated areas after spray has dried.


**DIRECTIONS FOR USE**

It is a violation of Federal law to use this product in a manner inconsistent with its labeling.

- 1 Tablespoon (Tbs) = 3 teaspoons (tsp)
- 1 fl oz = 2 Tbs
- 4 fl oz = 1/2 cup

Food utensils such as spoons and measuring cups must not be used for food purposes after use with pesticides.

**SHAKE WELL**



12  
18

NOTE: ***Bold, italicized text is information for the reader and is not part of the label.***  
[Bracketed information is optional text.] Text separated by / denotes and/or options,

EPA Reg. No. 239-2685

**ROSES, FLOWERS, SHRUBS & SMALL [NON-FRUIT BEARING] TREES**

**KILLS INSECTS/PESTS/BUGS**

Aphids, [and/or/some] armyworms, bagworms, crickets, cutworms, Eastern spruce gall adelgide, elm leafbeetles, European pine sawfly, fall webworm, flea beetle, grasshoppers, greenbug aphids, gypsy moth, hornets, Japanese beetle (Adults), lacebug, leafhopper, loopers, lygus bug, mealybugs, mimosa webworms, mosquitoes, northern pine weevil, oak webworm, orchard weevil, periodical cicada, pine chaffer, pine shoot weevil, plantbug, redheaded pine sawfly, saltmarsh caterpillar, sap beetle, sawfly, spittlebug, spruce mites, stink bug, tarnished plant bug, tent caterpillar, thrips, two spotted spider mite, wasp, whitefly, and Zimmerman pine moth

**AMOUNT TO APPLY/USE**

**When using a tank sprayer**

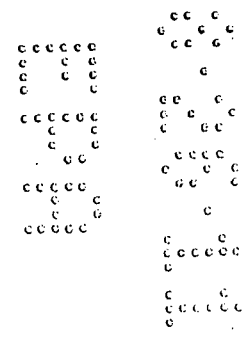
- 1.5 fl oz (3 Tbs) per gallon of water
- Spray plants until thoroughly covered.

**When using the Ortho® Dial N Spray® applicator [icon/symbol]**

- [1.] Set dial to 1.5 fl oz.
- [2.] Pour product into jar to full or one-half full
- [3.] **DO NOT** add water.
- [4.] Attach hose to the sprayer.
- [5.] Spray evenly on plants.
- [6.] Unused product must be poured back into its original container.

**HOW TO APPLY/USE**

- Spray to uniformly cover upper and lower leaf surfaces, stems, and branches. When treating potted plants also lightly spray the soil surface.
- Spray when air is calm to avoid drift. Apply as necessary, waiting 7 to 14 days between each application. Hard to control insects/pests may require 2 to 3 applications.
- If temperature is expected to exceed 85°F, spray in early morning or late afternoon when it is cooler.
- Mosquitoes coming to rest on treated areas will be killed for varying periods of time after application, depending on exposure of treated areas to weather conditions.
- [Try to spray underside of leaves and penetrate dense foliage. Bottle (32 oz.) will treat 2,700 sq. ft.]



13  
18

NOTE: ***Bold, italicized text is information for the reader and is not part of the label.***  
[Bracketed information is optional text.] Text separated by / denotes and/or options.

EPA Reg. No. 239-2685

**AROUND HOUSE FOUNDATIONS, PORCHES, PATIOS & STORED LUMBER**

**DO NOT TREAT FIREWOOD**

**KILLS INSECTS/PESTS/BUGS**

Ants (including carpenter ant, Lasius, Argentine, red harvester, pavement, odorous, pyramid, pharaoh), [and/or/some] centipedes, cockroaches (including American, Asian, German), crickets, earwigs, fleas, house flies, millipedes, mosquitoes, palmetto bugs, scorpions, sowbugs, spiders, and ticks (including American, deer tick, brown dog tick)

**AMOUNT TO APPLY/USE**

**When using a tank sprayer**

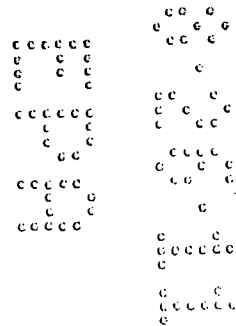
- 1.5 fl oz (3 Tbs) per gallon of water to be sprayed over 16 linear feet (65 sq ft)

**When using the Ortho® Dial N Spray® applicator [icon/symbol]**

- [1.] Set dial to 1.5 fl oz.
- [2.] Add 6 fl oz to sprayer jar.
- [3.] **DO NOT** add water.
- [4.] Attach hose to the sprayer.
- [5.] Spray evenly over 64 linear feet (or 260 sq ft) until jar is empty
- [6.] Unused product must be poured back into its original container.

**HOW TO APPLY/USE**

- To keep insects/pests from entering the house, use a hose-end or tank sprayer to spray a 2 foot band of soil around the house next to the foundation. Also spray the foundation of the house to a height of 2 feet.
- Repeat application every 14 days if necessary.
- [Bottle (32 oz.) will treat 1,400 sq. ft. of foundation/perimeter.]



14  
18

NOTE: ***Bold, italicized text is information for the reader and is not part of the label.***  
[Bracketed information is optional text.] Text separated by / denotes and/or options,

EPA Reg. No. 239-2685

**LAWN INSECTS/PESTS**

**KILLS INSECTS/PESTS/BUGS**

Ants (including carpenter, lawn, foraging fire ant, and Argentine), Armyworms, black turfgrass ataenius, chinch bugs, crickets, cutworms, deer ticks, fleas, greenbugs (aphids), Japanese beetles (adults), mole crickets, mosquitoes, sod webworms, weevils (including billbugs and annual bluegrass)

**AMOUNT TO APPLY/USE**

**When using a tank sprayer**

- Mix 0.75 to 1.5 fl oz (1.5 to 3 Tbs) into a gallon of water to be sprayed over 125 sq ft.

**When using the Ortho® Dial N Spray® applicator [icon/symbol]**

- [1.] Set dial to 1.5 fl oz.
- [2.] Add 6 fl oz to sprayer jar.
- [3.] **DO NOT** add water.
- [4.] Attach hose to the sprayer.
- [5.] Spray evenly over 500 to 1,000 sq ft until jar is empty.
- [6.] Unused product must be poured back into its original container.

**HOW TO APPLY/USE**


- Measure lawn. Calculate square feet by multiplying length times width. [*walking man icon*]
- Spray evenly over measured area. Treat entire lawn.
- **Tough to Control Insects/Pests:** To control carpenter ants spray 1.5 fl oz. per gallon evenly over 65 sq ft.
- Mosquitoes coming to rest on treated areas will be killed for varying periods of time after application, depending on exposure of treated areas to weather conditions.

**WHEN TO MOW & WATER**

- Apply to lawn that was mowed and watered within the last 24 hours. Mowing may be resumed after 2-3 days.
- For mole cricket control, water thoroughly immediately after application.

**WHEN TO RE-APPLY**

- Wait 4 to 6 weeks between applications.



1000075938-02 | In Work - 08/25/2011 by Temp 12/03/2, Melissa McInain | Printed on 08/25/2011 - Print

15  
18

NOTE: ***Bold, italicized text is information for the reader and is not part of the label.***  
[Bracketed information is optional text.] Text separated by / denotes and/or options,

EPA Reg. No. 239-2685

**HOME VEGETABLE GARDENS, MELONS & FRUIT TREES**

**KILLS INSECTS/PESTS/BUGS**

Aphids, [and/or/some] alfalfa caterpillar, alfalfa looper, American plum borer, apple aphid, apple maggot, *armyworms*, artichoke plume moth, beet armyworm, black cherry aphid, black vine weevil, blueberry spanworm, buckhorn aphid, cabbage loopers, carrot weevil, celery looper, cherry fruit fly, chinch bug, clover mites, codling moth, Colorado potato beetle, corn earworm, corn rootworm (adults), corn silkfly (adult), cow pea curculio, cranberry fruitworm, cranberry weevil, crickets, spotted & striped cucumber beetle (adults), cutworms, diamondback moth, European corn borer, fall webworm, filbert worm, flea beetle, grasshoppers, green cloverworm, green fruitworm, hickory shuckworm, imported cabbageworm, lacebug, leafhopper, leafrollers, lesser peach tree borer, loopers, lygus bug, Mexican bean beetle, naval orangeworm, oblique banded leafroller, oriental fruit moth, painted lady caterpillar, pea aphid, pea weevil, peach tree borer, peach twig borer, pecan nut casebearer, pecan spittlebug, pecan leaf phylloxera, pecan stem phylloxera, pear psylla, pecan aphid, pecan weevil, pepper weevil, pickleworm, plantbug, plum curculio, potato leafhopper, potato psyllid, potato tuberworm, red-banded leafroller, red striped fireworm, rindworm, rosy apple aphid, saltmarsh caterpillar, san jose scale (fruit only), sap beetle, southwestern corn borer, squash bug, squash vine borer, stalk borer, stink bug, tarnished plant bug, tentiform leaf miner, tobacco hornworm, tomato fruitworm, tomato hornworm, tomato pinworm, tufted apple budmoth, vegetable leafminer, velvetbean caterpillar, variegated leafroller, walnut aphid, walnut husk fly, weevils, western bean cutworm, and whitefly

**AMOUNT TO APPLY/USE**

**When using a tank sprayer**

- Mix 1.5 fl oz (3 Tbs) into a gallon of water

**When using the Ortho® Dial N Spray® applicator [icon/symbol]**

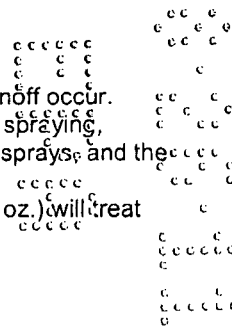
- [1.] Set dial to 1.5 fl oz.
- [2.] Pour product into jar to full or one-half full.
- [3.] **DO NOT** add water.
- [4.] Attach hose to the sprayer.
- [5.] Unused product must be poured back into its original container.

**WHEN TO APPLY/USE**

- Apply when insects/pests first appear.
- Re-apply as necessary to maintain control waiting at least 7 days between each application.

**HOW TO APPLY/USE**

- Apply as a thorough spray, wetting leaves and branches, but do not let runoff occur.
- Be sure to follow important limitations for the specific edible plant you are spraying, including the amount of spray which can be applied, the interval between sprays, and the days to wait before harvest.
- [Try to spray underside of leaves and penetrate dense foliage. Bottle (32 oz.) will treat 2,700 sq. ft.]



1000075938-02 | In Work - 08/25/2011 by Temp 12/03/2. Melissa McInain | Printed on 08/25/2011 - Print


16  
18

NOTE: ***Bold, italicized text is information for the reader and is not part of the label.***  
 [Bracketed information is optional text.] Text separated by / denotes and/or options,

EPA Reg. No. 239-2685

VEGETABLES AND FRUITS	DAYS TO WAIT TO HARVEST	CALIFORNIA DAYS TO WAIT TO HARVEST
Corn (Sweet corn)	1	18
Tomatoes	1	Do not use
Citrus	1	Do not use
Blackberries, Raspberries	3	4
Lima Beans	3	9
Peas (Green pea, Snow pea, Sugar Snap pea), Beans (Snap bean, Wax bean), Blackeyed pea	3	Do not use
Chayote, Cucumber, Edible gourds, Cantaloupe, Casaba, Honeydew melon, Pumpkin, Summer squash (Zucchini), Winter squash (Butternut squash, Acorn squash, Spaghetti squash), Watermelon	3	3
Chinese mustard	7	Do not use
Broccoli, Chinese broccoli, Cabbage, Cauliflower, Eggplant	7	7
Head lettuce, Peppers (Bell and Non-bell), Artichoke	7	Do not use
Pears	14	Do not use
Pecans	21	Do not use

1000075938-02 | In Work - 08/25/2011 by Temp 12/03/2, Melissa Molain | Printed on 08/25/2011 - Print





17  
18

NOTE: ***Bold, italicized text is information for the reader and is not part of the label.***  
[Bracketed information is optional text.] Text separated by / denotes and/or options,

EPA Reg. No. 239-2685

**OPTION 3: USE WITH FIRE ANT MOUND DRENCH READY-TO-SPRAY**

**Optional Marketing Claims:**

- [32 oz Size/Bottle] Kills/Treats 21 Mounds
- Kills Queen & Colony/Mound
- [Fire Ant] Mound Drench
- [Just] Apply for 30 seconds [directly to mound] and surrounding 2-foot radius
- Kills (foraging) fire ants

**DIRECTIONS FOR USE**

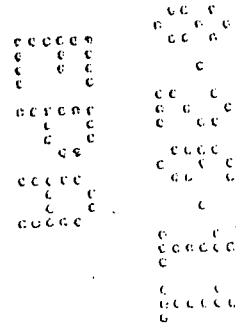
It is a violation of Federal law to use this product in a manner inconsistent with its labeling.

Food utensils such as spoons and measuring cups must not be used for food purposes after use with pesticides

**SHAKE WELL**

<b>PRODUCT FACTS</b>	
<b>KILLS FIRE ANTS</b>	On lawns, flower beds, landscape areas, patios, driveways, and sidewalks
<b>WHERE TO APPLY/USE</b>	On fire ant mounds
<b>WHEN TO APPLY/USE</b>	Apply any time fire ant mounds are present
<b>HOW TO APPLY/USE</b>	Apply for 30 seconds directly to mound and surrounding 2 ft. radius
<b>HELPFUL HINTS</b>	For best results, apply in cool weather (65° to 80°F), or in early morning or late evening hours when it is cool and the ants are most active.
<b>PEOPLE &amp; PETS</b> [icon/symbol]	Keep people and pets off treated area until spray has dried.

1000075938-02 | In Work - 08/25/2011 by Temp 12/03/2. Melissa McIain | Printed on 08/25/2011 - Print



18  
18

NOTE: ***Bold, italicized text is information for the reader and is not part of the label.***  
[Bracketed information is optional text.] Text separated by / denotes and/or options.

EPA Reg. No. 239-2685

**HOW TO USE THE READY-TO-SPRAY SYSTEM**

**CONNECT**

- [1.] Shake well before using.
- [2.] Connect sprayer to hose.
- [3.] Turn on water.

**SPRAY**

- [1.] Extend the hose to the farthest mound to be treated from the water faucet. This will minimize disturbing treated mounds.
- [2.] To begin spraying, point nozzle at the mound you want to treat.
- [3.] Bend small plastic tab down and turn knob to ON position.
- [4.] Spray for 30 seconds directly on the mound and the surrounding 2 ft radius.

**FINISH**

- [1.] To stop spraying, turn knob to OFF position.
- [2.] Turn off water.
- [3.] Relieve water pressure by bending the plastic tab down and turning knob to ON position until water slows to a drip. Then, turn knob back to OFF position.
- [4.] Disconnect sprayer from hose.

1000075938-02 | In Work - 08/25/2011 by Temp 12/03/2, Melissa McInain | Printed on 08/25/2011 - Print

