

1239-2685

11/23/2009

10/18



UNITED STATES ENVIRONMENTAL PROTECTION AGENCY

WASHINGTON, D.C. 20460

OFFICE OF
PREVENTION, PESTICIDES
AND TOXIC SUBSTANCES

Jim Wallace
The Scotts Company
d/b/a The Ortho Group
P.O. Box 190
Marysville, OH 43040

NOV 23 2009

Subject: Amendment – Response to Agency’s December 15, 2008 letter
0.3% Bifenthrin Liquid Concentrate
EPA Reg. No. 239-2685
Your submission dated August 24, 2009

Dear Mr. Wallace:

The labeling referred to above, submitted in connection with registration under the Federal Insecticide, Fungicide and Rodenticide Act (FIFRA), as amended, is acceptable subject to the comments listed below. Two (2) copies of the finished labeling must be submitted prior to releasing the product for shipment. A stamped copy of the label is enclosed for your records.

1. Under Optional Marketing Claims delete, “Kills [1/2/3/4.... 158] insects”. This claim implies a greater range of effectiveness than labeled. This claim must be limited to those pests listed on the label.
2. The alternative brand names listed on the label include the term “Max”. The Agency has made the decision that term such as “Ultra”, “Plus”, or “Max” are only acceptable if you can provide a qualifier or disclaimer. Please provide the Agency with a qualifier or disclaimer which needs to appear on the front panel. It cannot be false or misleading.

If you have any questions regarding this action, please contact BeWanda Alexander at Alexander.bewanda@epa.gov or (703) 305-7460.

Sincerely,

A handwritten signature in black ink that reads "BeWanda Alexander for".

Richard Gebken
Interim Product Manager 13
Insecticide Branch
Registration Division (7505P)

Enclosure

2 of 18

NOTE: ***Bold, italicized text is information for the reader and is not part of the label.***
[Bracketed information is optional text.]

EPA Reg. No. 239-2685

0.3% Bifenthrin Liquid Concentrate

ALTERNATIVE BRANDING OPTIONS

ORTHO Bug-B-Gon MAX Lawn & Garden Insect Killer¹ Ready-to-Spray

ORTHO Bug-B-Gon MAX Lawn & Garden Insect Killer¹ Concentrate

ORTHO MAX Fire Ant Mound Drench Ready-to-Spray

Active Ingredient

Bifenthrin*	0.3%
Other Ingredients	99.7%
	100.0%

*Cis isomers 97% minimum, trans isomers 3% maximum

ACCEPTED
with COMMENTS
In EPA Letter Dated
NOV 23 2009
Under the Federal Insecticide,
Fungicide, and Rodenticide Act,
as amended, for the pesticide
registered under EPA Reg. No.
239-2685

For Residential Outdoor Use Only [icon/symbol]


KEEP OUT OF REACH OF CHILDREN

CAUTION

See back panel [booklet] for additional precautionary statements.

NET 32 FL OZ (1 QT) 946 ml

Any or all listed bugs may be represented graphically on Final Printed Labeling



3 of 18

NOTE: ***Bold, italicized text is information for the reader and is not part of the label.***
[Bracketed information is optional text.]

EPA Reg. No. 239-2685

FRONT/BACK LABEL COPY

Placement varies

Specially formulated for residential use.
DO NOT USE INSIDE DWELLINGS.

STORAGE AND DISPOSAL

STORAGE: Keep from freezing. Keep pesticide in original container. Do not put into food or drink containers. Avoid contamination of feed and foodstuffs. Store in a cool, dry place, preferably in a locked storage area.

DISPOSAL: If empty: Nonrefillable. Do not reuse this container. Place in trash or offer for recycling if available. **If partly filled:** Call your local solid waste agency for disposal instructions. Never place unused product down any indoor or outdoor drain.

PRECAUTIONARY STATEMENTS

HAZARDS TO HUMANS & DOMESTIC ANIMALS

CAUTION:

Do not apply this product to humans or animals.

FIRST AID

If swallowed: Call a poison control center or doctor immediately for treatment advice. Have person sip a glass of water if able to swallow. Do not induce vomiting unless told to do so by a poison control center or doctor. Do not give anything by mouth to an unconscious person.


If inhaled: Move person to fresh air. If person is not breathing, call 911 or an ambulance, then give artificial respiration, preferably mouth-to-mouth if possible. Call a poison control center or doctor for further treatment advice.

If on skin or clothing: Take off contaminated clothing. Rinse skin immediately with plenty of water for 15-20 minutes. Call a poison control center or doctor for treatment advice.

If in eyes: Hold eye open and rinse slowly and gently with water for 15-20 minutes. Remove contact lenses, if present, after the first 5 minutes, then continue rinsing eye. Call a poison control center or doctor for treatment advice.

Have the product container or label with you when calling a poison control center or doctor, or going for treatment.

Note to Physician: Emergency Information call 1-800-225-2883.



4 of 18

NOTE: ***Bold, italicized text is information for the reader and is not part of the label.***
[Bracketed information is optional text.]

EPA Reg. No. 239-2685

ENVIRONMENTAL HAZARDS

This pesticide is extremely toxic to fish and aquatic invertebrates. To protect the environment, do not allow pesticide to enter or run off into storm drains, drainage ditches, gutters or surface waters. Applying this product in calm weather when rain is not predicted for the next 24 hours will help to ensure that wind or rain does not blow or wash pesticide off the treatment area. Rinsing application equipment over the treated area will help avoid run off to water bodies or drainage systems. Drift and run-off from treated areas may be hazardous to aquatic organisms in neighboring areas. Care should be used when spraying to avoid fish and reptile pets in/around ornamental ponds.

This product is highly toxic to bees exposed to direct treatment or residues on blooming plants. Do not apply this product or allow it to drift to blooming plants if bees are visiting the treatment areas.

PHYSICAL OR CHEMICAL HAZARDS

Do not apply this product in or on electrical equipment due to the possibility of shock hazard.

NOTICE

Buyer assumes all risks of use, storage or handling of this product not in accordance with directions.

Questions, Comments or Medical Information?

1-800-225-2883 *[icon/symbol]*

Manufactured for / Sold by:

The Ortho Group

P.O. Box 190


Marysville, OH 43040

EPA Reg. No. 239-2685

EPA Est. No. 239-IA-3¹, 58996-MO-1^A

Superscript is first letter of lot number.

[Made in USA]



5018

NOTE: ***Bold, italicized text is information for the reader and is not part of the label.***
[Bracketed information is optional text.]

EPA Reg. No. 239-2685

OPTIONAL FRONT/BACK LABEL COPY

[optional text if using back label booklet]
OPEN *[icon/symbol]*
Resealable Label for Directions & Precautions

Press to Reseal *[placed on side of label]*

[optional text]

ORTHO & YOUR ENVIRONMENT

Your home and yard are places for family and pets to enjoy. That's why Ortho® products are designed with care to provide effective solutions to insect problems inside and outside your home. For best results and a healthy environment, please follow instructions for appropriate usage, storage and disposal.

[optional text]


0.3% Bifenthrin Liquid Concentrate [Alternate Brand Name] is an insecticide that kills insects/pests that damage [roses], [flowers], [shrubs], [fruit trees], [vegetable gardens] [and/or] [lawns]. By spraying around the house foundation, it also keeps insects/pests from coming into the house/home. The easy to use Ready-to-Spray System makes the application fast, easy and convenient.

Optional Marketing Claims:

- Kills Fast!
- Kills [listed insect] [on contact]
- Kills on Contact. Guaranteed†
- Guaranteed Kill [or your money back!] †
- Kills [1/2/3/4... 158] insects

†THE ORTHO GUARANTEE

If for any reason you are not satisfied with this product, mail us proof of purchase to obtain a full refund of your purchase price.



60918

NOTE: ***Bold, italicized text is information for the reader and is not part of the label.***
[Bracketed information is optional text.]

EPA Reg. No. 239-2685

Note: Options 1, 2 and 3 each contain optional marketing claims and specific directions for use by product type.

OPTION 1: TO BE USED WITH LAWN & GARDEN READY-TO-SPRAY

Optional Marketing Claims:

- Kills aphids, [and/or] mites, caterpillars, beetles, whiteflies, sod webworms, chinch bugs, mole crickets, ants, fleas, ticks, and/& mosquitoes
- Kills ticks that may transmit Lyme Disease
- Kills mosquitoes that may transmit West Nile Virus
- Provides residual control for up to 6 weeks
- Kills for up to six [6] weeks
- Up to six [6] week protection
- One application. Up to six [6] week control
- Covers/Treats up to 5,300 sq ft
- Use/For use on lawns, [and/or] around home perimeter, ornamentals, flowers, trees, shrubs, vegetables, and/& fruit trees


PRODUCT FACTS	
KILLS INSECTS/PESTS/BUGS	Ants (including carpenter, foraging fire ants, red harvester, pavement, odorous, pyramid, pharaoh, and Argentine), [and/or/some] aphids, billbugs, caterpillars, centipedes, chinch bugs, cutworms, hornets, fleas, Japanese beetles (adults), millipedes, mites, mole crickets, mosquitoes, scorpions, sod webworms, ticks, wasps, whiteflies and other listed lawn and garden insects/pests.
WHERE TO APPLY/USE	<ul style="list-style-type: none"> ▪ Roses and other ornamentals ▪ Listed vegetables and fruit trees ▪ Trees and shrubs ▪ Lawns ▪ Around house foundations, porches, patios, and stored lumber
PEOPLE & PETS [icon/symbol]	People and pets may enter treated areas after spray has dried.

DIRECTIONS FOR USE

It is a violation of Federal law to use this product in a manner inconsistent with its labeling.

Food utensils such as spoons and measuring cups must not be used for food purposes after use with pesticides.

SHAKE WELL



7 of 18

NOTE: ***Bold, italicized text is information for the reader and is not part of the label.***
[Bracketed information is optional text.]

EPA Reg. No. 239-2685

HOW TO USE THE READY-TO-SPRAY SYSTEM

CONNECT

- [1.] Shake well before using.
- [2.] Connect sprayer to hose.
- [3.] Turn on water.

SPRAY

- [1.] Extend the hose to the farthest point in the lawn or garden away from the water faucet. This will minimize walking on the treated area.
- [2.] To begin spraying, point nozzle in the direction you want to spray.
- [3.] Bend small plastic tab back and turn knob clockwise to ON position.
- [4.] Spray as directed in the "HOW TO APPLY" instructions for each use.

FINISH

- [1.] To stop spraying, bend small [insert: color of applicator] plastic tab back and turn knob counter-clockwise to OFF position.
- [2.] Turn off water.
- [3.] Relieve water pressure by bending the plastic tab back and turning knob to ON position until water slows to a drip. Then, turn knob back to OFF position.
- [4.] Disconnect sprayer from hose.

ROSES, FLOWERS, SHRUBS, & SMALL [NON-FRUIT BEARING] TREES

KILLS INSECTS/PESTS/BUGS

Aphids, armyworms, bagworms, crickets, cutworms, Eastern spruce gall adelgade, elm leafbeetles, European pine sawfly, fall webworm, flea beetle, grasshoppers, greenbug aphids, gypsy moth, hornets, Japanese beetle (Adults), lacebug, leafhopper, loopers, lygus bug, mealybugs, mimosa webworms, mosquitoes, northern pine weevil, oak webworm, orchard weevil, periodical cicada, pine chaffer, pine shoot weevil, plantbug, redheaded pine sawfly, saltmarsh caterpillar, sap beetle, sawfly, spittlebug, spruce mites, stink bug, tarnished plant bug, tent caterpillar, thrips, two spotted spider mite, wasp, whitefly, and Zimmerman pine moth

HOW TO APPLY/USE

- Spray to uniformly cover upper and lower leaf surfaces, stems and branches. When treating potted plants also lightly spray the soil surface.
- Spray when air is calm to avoid drift. Apply as necessary, waiting 7 to 14 days between each application. Hard to control insects/pests may require 2 to 3 applications.
- If temperature is expected to exceed 85°F, spray in early morning or late afternoon when it is cooler.
- Mosquitoes coming to rest on treated areas will be killed for varying periods of time after application, depending on exposure of treated areas to weather conditions.
- [Try to spray underside of leaves and penetrate dense foliage. Bottle (32 oz.) will treat 2,700 sq. ft.]

80618

NOTE: ***Bold, italicized text is information for the reader and is not part of the label.***
[Bracketed information is optional text.]

EPA Reg. No. 239-2685

AROUND HOUSE FOUNDATIONS, PORCHES, PATIOS & STORED LUMBER


DO NOT TREAT FIREWOOD

KILLS INSECTS/PESTS/BUGS

Ants (including carpenter ant, Lasius, Argentine, red harvester, pavement, odorous, pyramid, pharaoh), [and/or/some] centipedes, Cockroaches (including American, Asian, German), crickets, earwigs, fleas, house flies, millipedes, mosquitoes, palmetto bugs, scorpions, sowbugs, spiders, and ticks (including American, deer tick, brown dog tick)

HOW TO APPLY/USE

- To keep insects/pests from entering the house, spray a 2 foot band of soil around the house next to the foundation. Also spray the foundation of the house to a height of 2 feet.
- Repeat application every 14 days if necessary.
- [Bottle (32 oz.) will treat 1,400 sq. ft. of foundation/perimeter.]



NOTE: ***Bold, italicized text is information for the reader and is not part of the label.***
[Bracketed information is optional text.]

EPA Reg. No. 239-2685

LAWN INSECTS/PESTS

KILLS INSECTS/PESTS/BUGS

Ants (including carpenter, lawn, foraging fire ant, and Argentine), [and/or/some] Armyworms, black turfgrass ataeenius, chinch bugs, crickets, cutworms, deer ticks, fleas, greenbugs (aphids), Japanese beetles (Adults), mole crickets, mosquitoes, sod webworms, weevils (including billbugs and annual bluegrass)

HOW TO APPLY/USE

- [Measure lawn. Calculate square feet by multiplying length times width. *[walking man icon]*]
- Spray over desired area. Bottle 32 oz. will treat up to 5,300 sq. ft.
- **Tough to Control Insects/pests:** To control carpenter ants spray evenly over 1,400 sq ft.
- Mosquitoes coming to rest on treated areas will be killed for varying periods of time after application, depending on exposure of treated areas to weather conditions.

WHEN TO MOW & WATER

- Apply to lawn that was mowed and watered within the last 24 hours. Mowing may be resumed after 2-3 days.
- For mole cricket control, water thoroughly immediately after application.

WHEN TO RE-APPLY

- Wait 4 to 6 weeks between applications.

HOME VEGETABLE GARDENS, MELONS & FRUIT TREES

KILLS INSECTS/PESTS/BUGS

Aphids, [and/or/some] alfalfa caterpillar, alfalfa looper, American plum borer, apple aphid, apple maggot, armyworms, artichoke plume moth, beet armyworm, black cherry aphid, black vine weevil, blueberry spanworm, buckhorn aphid, cabbage loopers, carrot weevil, celery looper, cherry fruit fly, chinch bug, clover mites, codling moth, Colorado potato beetle, corn earworm, corn rootworm (adults), corn silkfly (adult), cow pea curculio, cranberry fruitworm, cranberry weevil, crickets, spotted & striped cucumber beetle (adults), cutworms, diamondback moth, European corn borer, fall webworm, filbert worm, flea beetle, grasshoppers, green cloverworm, green fruitworm, hickory shuckworm, imported cabbageworm, lacebug, leafhopper, leafrollers, lesser peach tree borer, loopers, lygus bug, Mexican bean beetle, naval orangeworm, oblique banded leafroller, oriental fruit moth, painted lady caterpillar, pea aphid, pea weevil, peach tree borer, peach twig borer, pecan nut casebearer, pecan spittlebug, pecan leaf phylloxera, pecan stem phylloxera, pear psylla, pecan aphid, pecan weevil, pepper weevil, pickleworm, plantbug, plum curculio, potato leafhopper, potato psyllid, potato tuberworm, red-banded leafroller, red striped fireworm, rindworm, rosy apple aphid, saltmarsh caterpillar, san jose scale (fruit only), sap beetle, southwestern corn borer, squash bug, squash vine borer, stalk borer, stink bug, tarnished plant bug, tentiform leaf miner, tobacco hornworm, tomato fruitworm, tomato hornworm, tomato pinworm, tufted apple budmoth, vegetable leafminer, velvetbean caterpillar, variegated leafroller, walnut aphid, walnut husk fly, weevils, western bean cutworm, and whitefly

WHEN TO APPLY/USE

- Apply when insects/pests first appear.
- Re-apply as necessary to maintain control waiting at least 7 days between each application.

10/09/18


NOTE: ***Bold, italicized text is information for the reader and is not part of the label.***
[Bracketed information is optional text.]

EPA Reg. No. 239-2685

HOW TO APPLY/USE

- Apply as a thorough spray, wetting leaves and branches, but do not let runoff occur.
- Be sure to follow important limitations for the specific edible plant you are spraying, including the amount of spray which can be applied, the interval between sprays, and the days to wait before harvest.
- [Try to spray underside of leaves and penetrate dense foliage. Bottle (32 oz.) will treat 2,700 sq. ft.]

VEGETABLES AND FRUITS	DAYS TO WAIT TO HARVEST	CALIFORNIA DAYS TO WAIT TO HARVEST
Corn (Sweet corn)	1	18
Tomatoes	1	Do not use
Citrus	1	Do not use
Blackberries, Raspberries	3	4
Lima Beans	3	9
Peas (Green pea, Snow pea, Sugar Snap pea), Beans (Snap bean, Wax bean), Blackeyed pea	3	Do not use
Chayote, Cucumber, Edible gourds, Cantaloupe, Casaba, Honeydew melon, Pumpkin, Summer squash (Zucchini), Winter squash (Butternut squash, Acorn squash, Spaghetti squash), Watermelon	3	3
Chinese mustard	7	Do not use
Broccoli, Chinese broccoli, Cabbage, Cauliflower, Eggplant	7	7
Head lettuce, Peppers (Bell and Non-bell), Artichoke	7	Do not use
Pears	14	Do not use
Pecans	21	Do not use



NOTE: ***Bold, italicized text is information for the reader and is not part of the label.***
 [Bracketed information is optional text.]

EPA Reg. No. 239-2685

OPTION 2: TO BE USED WITH LAWN & GARDEN CONCENTRATE

Optional Marketing Claims:

- Kills aphids, [and/or] mites, caterpillars, beetles, whiteflies, sod webworms, chinch bugs, mole crickets, ants, fleas, ticks, and/& mosquitoes
- Kills ticks that may transmit Lyme Disease
- Kills mosquitoes that may transmit West Nile Virus
- Provides residual control for up to 6 weeks
- Kills for up to six [6] weeks
- Up to six [6] week protection
- One application. Up to six [6] week control
- Covers/Treats up to 5,300 sq ft
- Use/For use on lawns, [and/or] around home perimeter, ornamentals, flowers, trees, shrubs, vegetables, and/& fruit trees

PRODUCT FACTS	
KILLS INSECTS/PESTS/BUGS	Ants (including carpenter, foraging fire ants, red harvester, pavement, odorous, pyramid, pharaoh, and Argentine), [and/or/some] aphids, billbugs, caterpillars, centipedes, chinch bugs, cutworms, hornets, fleas, Japanese beetles (adults), millipedes, mites, mole crickets, mosquitoes, scorpions, sod webworms, ticks, wasps, whiteflies, and other listed lawn and garden insects/pests.
WHERE TO APPLY/USE	<ul style="list-style-type: none"> ▪ Roses and other ornamentals ▪ Listed vegetables and fruit trees ▪ Trees and shrubs ▪ Lawns ▪ Around house foundations, porches, patios and stored lumber
AMOUNT TO APPLY/USE	<ul style="list-style-type: none"> ▪ Roses, ornamentals, vegetable gardens, melons and fruit trees: Mix 3 Tbs (1.5 oz) per gallon of water. Spray plants until thoroughly covered. ▪ Lawns: Mix 1.5 to 3 Tbs (0.75 to 1.5 oz) per gallon of water sprayed to cover 125 sq ft ▪ Around house foundations: Mix 3 Tbs (1.5 oz) per gallon of water sprayed to cover 65 sq ft
PEOPLE & PETS [icon/symbol]	People and pets may enter treated areas after spray has dried.

DIRECTIONS FOR USE

It is a violation of Federal law to use this product in a manner inconsistent with its labeling.


1 Tablespoon (Tbs) = 3 teaspoons (tsp)

1 fl oz = 2 Tbs

4 fl oz = 1/2 cup

Food utensils such as spoons and measuring cups must not be used for food purposes after use with pesticides.

SHAKE WELL



NOTE: ***Bold, italicized text is information for the reader and is not part of the label.***
[Bracketed information is optional text.]

EPA Reg. No. 239-2685

ROSES, FLOWERS, SHRUBS & SMALL [NON-FRUIT BEARING] TREES

KILLS INSECTS/PESTS/BUGS

Aphids, [and/or/some] armyworms, bagworms, crickets, cutworms, Eastern spruce gall adelgade, elm leafbeetles, European pine sawfly, fall webworm, flea beetle, grasshoppers, greenbug aphids, gypsy moth, hornets, Japanese beetle (Adults), lacebug, leafhopper, loopers, lygus bug, mealybugs, mimosa webworms, mosquitoes, northern pine weevil, oak webworm, orchard weevil, periodical cicada, pine chaffer, pine shoot weevil, plantbug, redheaded pine sawfly, saltmarsh caterpillar, sap beetle, sawfly, spittlebug, spruce mites, stink bug, tarnished plant bug, tent caterpillar, thrips, two spotted spider mite, wasp, whitefly, and Zimmerman pine moth

AMOUNT TO APPLY/USE

When using a tank sprayer


- 1.5 fl oz (3 Tbs) per gallon of water
- Spray plants until thoroughly covered.

When using the Ortho® Dial N Spray® applicator [icon/symbol]

- [1.] Set dial to 1.5 fl oz.
- [2.] Pour product into jar to full or one-half full
- [3.] **DO NOT** add water.
- [4.] Attach hose to the sprayer.
- [5.] Spray evenly on plants.
- [6.] Unused product must be poured back into its original container.

HOW TO APPLY/USE

- Spray to uniformly cover upper and lower leaf surfaces, stems, and branches. When treating potted plants also lightly spray the soil surface.
- Spray when air is calm to avoid drift. Apply as necessary, waiting 7 to 14 days between each application. Hard to control insects/pests may require 2 to 3 applications.
- If temperature is expected to exceed 85°F, spray in early morning or late afternoon when it is cooler.
- Mosquitoes coming to rest on treated areas will be killed for varying periods of time after application, depending on exposure of treated areas to weather conditions.
- [Try to spray underside of leaves and penetrate dense foliage. Bottle (32 oz.) will treat 2,700 sq. ft.]



130F18

NOTE: ***Bold, italicized text is information for the reader and is not part of the label.***
[Bracketed information is optional text.]

EPA Reg. No. 239-2685

AROUND HOUSE FOUNDATIONS, PORCHES, PATIOS & STORED LUMBER

DO NOT TREAT FIREWOOD

KILLS INSECTS/PESTS/BUGS

Ants (including carpenter ant, Lasius, Argentine, red harvester, pavement, odorous, pyramid, pharaoh), [and/or/some] centipedes, cockroaches (including American, Asian, German), crickets, earwigs, fleas, house flies, millipedes, mosquitoes, palmetto bugs, scorpions, sowbugs, spiders, and ticks (including American, deer tick, brown dog tick)

AMOUNT TO APPLY/USE

When using a tank sprayer


- 1.5 fl oz (3 Tbs) per gallon of water to be sprayed over 16 linear feet (65 sq ft)

When using the Ortho® Dial N Spray® applicator [icon/symbol]

- [1.] Set dial to 1.5 fl oz.
- [2.] Add 6 fl oz to sprayer jar.
- [3.] **DO NOT** add water.
- [4.] Attach hose to the sprayer.
- [5.] Spray evenly over 64 linear feet (or 260 sq ft) until jar is empty
- [6.] Unused product must be poured back into its original container.

HOW TO APPLY/USE

- To keep insects/pests from entering the house, use a hose-end or tank sprayer to spray a 2 foot band of soil around the house next to the foundation. Also spray the foundation of the house to a height of 2 feet.
- Repeat application every 14 days if necessary.
- [Bottle (32 oz.) will treat 1,400 sq. ft. of foundation/perimeter.]



14 of 18

NOTE: ***Bold, italicized text is information for the reader and is not part of the label.***
[Bracketed information is optional text.]

EPA Reg. No. 239-2685

LAWN INSECTS/PESTS

KILLS INSECTS/PESTS/BUGS

Ants (including carpenter, lawn, foraging fire ant, and Argentine), Armyworms, black turfgrass ataenius, chinch bugs, crickets, cutworms, deer ticks, fleas, greenbugs (aphids), Japanese beetles (adults), mole crickets, mosquitoes, sod webworms, weevils (including billbugs and annual bluegrass)

AMOUNT TO APPLY/USE

When using a tank sprayer

- Mix 0.75 to 1.5 fl oz (1.5 to 3 Tbs) into a gallon of water to be sprayed over 125 sq ft.

When using the Ortho® Dial N Spray® applicator [icon/symbol]

- [1.] Set dial to 1.5 fl oz.
- [2.] Add 6 fl oz to sprayer jar.
- [3.] **DO NOT** add water.
- [4.] Attach hose to the sprayer.
- [5.] Spray evenly over 500 to 1,000 sq ft until jar is empty.
- [6.] Unused product must be poured back into its original container.

HOW TO APPLY/USE


- Measure lawn. Calculate square feet by multiplying length times width. [*walking man icon*]
- Spray evenly over measured area. Treat entire lawn.
- **Tough to Control Insects/Pests:** To control carpenter ants spray 1.5 fl oz. per gallon evenly over 65 sq ft.
- Mosquitoes coming to rest on treated areas will be killed for varying periods of time after application, depending on exposure of treated areas to weather conditions.

WHEN TO MOW & WATER

- Apply to lawn that was mowed and watered within the last 24 hours. Mowing may be resumed after 2-3 days.
- For mole cricket control, water thoroughly immediately after application.

WHEN TO RE-APPLY

- Wait 4 to 6 weeks between applications.



150918

NOTE: ***Bold, italicized text is information for the reader and is not part of the label.***
[Bracketed information is optional text.]

EPA Reg. No. 239-2685

HOME VEGETABLE GARDENS, MELONS & FRUIT TREES

KILLS INSECTS/PESTS/BUGS

Aphids, [and/or/some] alfalfa caterpillar, alfalfa looper, American plum borer, apple aphid, apple maggot, armyworms, artichoke plume moth, beet armyworm, black cherry aphid, black vine weevil, blueberry spanworm, buckhorn aphid, cabbage loopers, carrot weevil, celery looper, cherry fruit fly, chinch bug, clover mites, codling moth, Colorado potato beetle, corn earworm, corn rootworm (adults), corn silkfly (adult), cow pea curculio, cranberry fruitworm, cranberry weevil, crickets, spotted & striped cucumber beetle (adults), cutworms, diamondback moth, European corn borer, fall webworm, filbert worm, flea beetle, grasshoppers, green cloverworm, green fruitworm, hickory shuckworm, imported cabbageworm, lacebug, leafhopper, leafrollers, lesser peach tree borer, loopers, lygus bug, Mexican bean beetle, naval orangeworm, oblique banded leafroller, oriental fruit moth, painted lady caterpillar, pea aphid, pea weevil, peach tree borer, peach twig borer, pecan nut casebearer, pecan spittlebug, pecan leaf phylloxera, pecan stem phylloxera, pear psylla, pecan aphid, pecan weevil, pepper weevil, pickleworm, plantbug, plum curculio, potato leafhopper, potato psyllid, potato tuberworm, red-banded leafroller, red striped fireworm, rindworm, rosy apple aphid, saltmarsh caterpillar, san jose scale (fruit only), sap beetle, southwestern corn borer, squash bug, squash vine borer, stalk borer, stink bug, tarnished plant bug, tentiform leaf miner, tobacco hornworm, tomato fruitworm, tomato hornworm, tomato pinworm, tufted apple budmoth, vegetable leafminer, velvetbean caterpillar, variegated leafroller, walnut aphid, walnut husk fly, weevils, western bean cutworm, and whitefly

AMOUNT TO APPLY/USE

When using a tank sprayer

- Mix 1.5 fl oz (3 Tbs) into a gallon of water

When using the Ortho® Dial N Spray® applicator [icon/symbol]

- [1.] Set dial to 1.5 fl oz.
- [2.] Pour product into jar to full or one-half full.
- [3.] **DO NOT** add water.
- [4.] Attach hose to the sprayer.
- [5.] Unused product must be poured back into its original container.

WHEN TO APPLY/USE

- Apply when insects/pests first appear.
- Re-apply as necessary to maintain control waiting at least 7 days between each application.

HOW TO APPLY/USE

- Apply as a thorough spray, wetting leaves and branches, but do not let runoff occur.
- Be sure to follow important limitations for the specific edible plant you are spraying, including the amount of spray which can be applied, the interval between sprays, and the days to wait before harvest.
- [Try to spray underside of leaves and penetrate dense foliage. Bottle (32 oz.) will treat 2,700 sq. ft.]

17 of 18

NOTE: ***Bold, italicized text is information for the reader and is not part of the label.***
[Bracketed information is optional text.]

EPA Reg. No. 239-2685

OPTION 3: USE WITH FIRE ANT MOUND DRENCH READY-TO-SPRAY

Optional Marketing Claims:

- [32 oz Size/Bottle] Kills/Treats 21 Mounds
- Kills Queen & Colony/Mound
- [Fire Ant] Mound Drench
- [Just] Apply for 30 seconds [directly to mound] and surrounding 2-foot radius
- Kills (foraging) fire ants


DIRECTIONS FOR USE

It is a violation of Federal law to use this product in a manner inconsistent with its labeling.

Food utensils such as spoons and measuring cups must not be used for food purposes after use with pesticides

SHAKE WELL

PRODUCT FACTS	
KILLS FIRE ANTS	On lawns, flower beds, landscape areas, patios, driveways, and sidewalks
WHERE TO APPLY/USE	On fire ant mounds
WHEN TO APPLY/USE	Apply any time fire ant mounds are present
HOW TO APPLY/USE	Apply for 30 seconds directly to mound and surrounding 2 ft. radius
HELPFUL HINTS	For best results, apply in cool weather (65° to 80°F), or in early morning or late evening hours when it is cool and the ants are most active.
PEOPLE & PETS [icon/symbol]	Keep people and pets off treated area until spray has dried.



180 of 18

NOTE: ***Bold, italicized text is information for the reader and is not part of the label.***
[Bracketed information is optional text.]

EPA Reg. No. 239-2685

HOW TO USE THE READY-TO-SPRAY SYSTEM

CONNECT

- [1.] Shake well before using.
- [2.] Connect sprayer to hose.
- [3.] Turn on water.

SPRAY

- [1.] Extend the hose to the farthest mound to be treated from the water faucet. This will minimize disturbing treated mounds.
- [2.] To begin spraying, point nozzle at the mound you want to treat.
- [3.] Bend small plastic tab down and turn knob to ON position.
- [4.] Spray for 30 seconds directly on the mound and the surrounding 2 ft radius.

FINISH

- [1.] To stop spraying, turn knob to OFF position.
- [2.] Turn off water.
- [3.] Relieve water pressure by bending the plastic tab down and turning knob to ON position until water slows to a drip. Then, turn knob back to OFF position.
- [4.] Disconnect sprayer from hose.

