



U.S. ENVIRONMENTAL PROTECTION AGENCY  
Office of Pesticide Programs  
Registration Division (H7505C)  
401 "M" St., S.W.  
Washington, D.C. 20460

EPA Reg. Number:  
239-2670

Date of Issuance:  
MAY 20 1998

NOTICE OF PESTICIDE:  
 Registration  
 Reregistration

Term of Issuance:  
Conditional

Name of Pesticide Product:  
Roundup Ready To Use  
Weed & Grass Killer

(under FIFRA, as amended)

Name and Address of Registrant (include ZIP Code):

The Solaris Group of Monsanto  
P.O. Box 5006  
San Ramon, CA 94593-0906

Note: Changes in labeling differing in substance from that accepted in connection with this registration must be submitted to and accepted by the Registration Division prior to use of the label in commerce. In any correspondence on this product always refer to the above EPA registration number.

On the basis of information furnished by the registrant, the above named pesticide is hereby registered/reregistered under the Federal Insecticide, Fungicide and Rodenticide Act.

Registration is in no way to be construed as an endorsement or recommendation of this product by the Agency. In order to protect health and the environment, the Administrator, on his motion, may at any time suspend or cancel the registration of a pesticide in accordance with the Act. The acceptance of any name in connection with the registration of a product under this Act is not to be construed as giving the registrant a right to exclusive use of the name or to its use if it has been covered by others.

This product is conditionally registered in accordance with FIFRA section 3(c)(7)(A) provided that you:

1. Submit/cite all data required for registration/reregistration of your product under FIFRA section 3(c)(5) or 4(a) when the Agency requires all registrants of similar products to submit such data.
2. Add the phrase "EPA Registration No. 239-2670" before you release the product for shipment.
3. Submit three (3) copies of your final printed labeling before you release the product for shipment.

If these conditions are not complied with, the registration will be subject to cancellation in accordance with FIFRA sec. 6(e). Your release for shipment of this product constitutes acceptance of these conditions.

A stamped copy of the label is enclosed for your records. PKW

Signature of Approving Official:

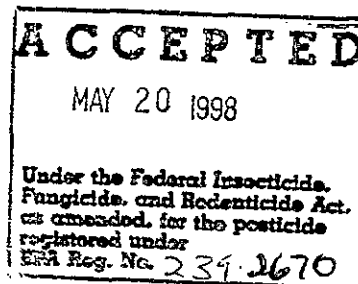
Date:

5-20-98

# Roundup® Ready To Use Weed & Grass Killer Plus


Ready-To-Use  
 No Mixing [necessary]  
 [icon] WATER BASED  
 Kills The Root  
 No Root, No Weed, No Problem  
 Kills the root so weeds don't come back  
 Kills weeds and/& unwanted grasses - roots and/& all

Starts working overnight  
 Starts working in hours  
 Starts to kill overnight  
 Starts to kill [in] the same day  
 Starts to kill in hours  
 See results in 24 hours, See results in hours



Works overnight, Works in hours  
 Begins working in hours, New Formula  
 (Now) Twice As Strong  
 (Now) 100% Stronger  
 New/Now Stronger Formula  
 [Now] 100% more concentrated  
 New/Now tougher formula, Tougher formula  
 [New] Improved for tough weed control, New/Now stronger formula kills to the roots  
 New tougher formula - 100% more concentrated  
 Guaranteed results with one application  
 Does not have soil activity  
 Easy-to-use Applicator  
 All Purpose Weed &/and Grass Killer  
 Kills weeds dead  
 Breaks down into natural materials  
 Rainproof in two hours [for control that won't wash away]  
 New/Now rainproof  
 New/Now improved  
 Used by zoo's to effectively control weeds  
 Now approved for use in vegetable gardens  
 Ideal for vegetable garden weed control  
 Use in and/& around vegetable gardens  
 Ideal for tough to reach weeds found in flower [beds] and/& vegetable gardens  
 [graphics of weeds dying in 1-7 days]

**Quick-Connect Sprayer (QCS):**  
 New/Now quick connect sprayer  
 Quick &/and easy to use  
 No leaks or mess  
 Easy to store (see back for instructions)



**Pull/Lift 'n Spray (PNS):**

No More Tired/Achy Hands from/caused by Trigger Sprayers  
No More Hand Fatigue/Cramping from/caused by Trigger Sprayers  
Fast and/& easy application, Quickly covers large areas  
The Ergonomic Sprayer  
New/Now! Larger/Bigger Size  
New/Now 33% Larger than 1 Gallon Size  
New/Now Refillable/Reusable Container/Tank Sprayer  
Easy to Use Tank Sprayer, Adjustable Sprayer  
3-ft extension cord/tubing enclosed [in sprayer]

**KEEP OUT OF REACH OF CHILDREN**

**CAUTION**

See back panel [booklet] for additional precautionary statements.

**Active Ingredient**

Glyphosate, isopropylamine salt .....1.92%  
Other Ingredients .....98.08%

NET 24 FL OZ (1PT 8 FL OZ) 709 mL; 64 FL OZ (½ GAL) 1.89 L  
2L (67.7 FL OZ) 0.52 GAL; 128 FL OZ (1 GAL) 3.7 L  
4L (135.4 FL OZ) 1.05 GAL; 5 L (170 FL OZ) 1.3 GAL  
6 L (202 FL OZ) 1.58 GAL; 256 FL OZ (2 GAL) 7.7 L

Open Resealable Label for directions & Precautions  
Press to Reseal

**QCS:**

**QUICK CONNECT SPRAYER [illustrations]**

1. Remove sprayer. Pull cord/tubing ALL THE WAY OUT.
2. Insert green plug into spout (on cap) until it clicks.
3. Flip up spout. Open nozzle at end of sprayer.

**PNS:**

**NEW/NOW FAST &/AND EASY PRESSURE/TANK SPRAYER [illustrations]**

**NEW/NOW PULL/LIFT 'N SPRAY**

**EASY TO ASSEMBLE [AND/& USE]**

**2 SIMPLE STEPS.....**

1. Lift/Pull up once on T-grip/handle.
2. Press/Push button and/& start spraying.



See back panel/label for assembly instructions.

[sticker on sprayer] Unhook/ Lift up to remove sprayer. Pull [3ft-extension] cord/tubing ALL THE WAY OUT.


**POWERFUL CONTINUOUS SPRAY IN 3 SIMPLE STEPS/ ASSEMBLY INSTRUCTIONS**

1. Insert white plug into [the] T-grip/handle (on cap) until it clicks.
2. Slide lock to open. Lift/Pull up once on T-grip/handle.
3. Press/Push button on spray to start spraying.

**CONTROLS ALL WEEDS AND/ & GRASSES INCLUDING:** Barnyardgrass, Bermudagrass, Thistle, Chickweed, Common Ragweed, Dandelion, Fescues, Johnsongrass, Clover, Yellow Nutgrass and/ & other grasses, weeds, sedges and/ & brush.

<b>Product Facts</b>	
Container treats more than/over 200 weeds [24 FL OZ]	
Container treats more than/over 500 weeds [½ GAL, 2L]	
Container treats more than/over 1000 weeds [1 GAL, 4L]	
Container treats more than/over 1300 weeds [OR] Container treats 390 sq ft [PNS 5 L]	
Container treats more than/over 1500 weeds [6L]	
Container treats more than/over 2000 weeds [2 GAL]	
<b>KILLS WEEDS</b> [Illustrate grassy, broadleaf and woody weeds] ALL TYPES OF WEEDS AND/ & GRASSES	
<b>WHERE TO USE</b>	<ul style="list-style-type: none"> <li>• On patios, walkways or driveways</li> <li>• In flower[beds] and/ &amp; vegetable gardens</li> <li>• Around shrubs and/ &amp; trees</li> <li>• Along fences and/ &amp; foundations</li> <li>• Other areas in your yard</li> </ul>
<b>PNS:</b>	<ul style="list-style-type: none"> <li>• Edging around lawns</li> <li>• In large areas – For lawn replacement /renovation - For garden plot preparation</li> </ul>
 OR	<p>Questions, Comments or Medical Information call 1-800-225-2883    <a href="http://www.roundup.com">http://www.roundup.com</a></p>
	<p><b>Product Information</b> call 1-800-225-2883 or <a href="http://www.roundup.com">http://www.roundup.com</a> <b>Medical Information</b> call 1-800-454-2333</p>

Used by American Zoo and Aquarium Association member zoos to effectively control weeds.



**DIRECTIONS FOR USE**

It is a violation of Federal law to use this product in any manner inconsistent with its labeling.

**HOW TO APPLY**

- Adjust nozzle to a coarse spray. / OR PNS Adjust nozzle to a deliver narrow or wide spray.
- Spray the weeds or grasses you want to kill until thoroughly wet.
- When spot treating weeds in a flower[bed] or vegetable garden, shield desirable plants from drift with a sheet of cardboard or plastic. If desirable plant is accidentally sprayed, rinse off immediately with water.

OR

- When spot treating weeds around desirable plants shield plants from drift with a sheet of cardboard or plastic. If desirable plant is accidentally sprayed, rinse off immediately with water.

**IMPORTANT:** Do not spray plants or grasses you like - they may die too. Not recommended for spot weed control in lawns since Roundup kills lawn grasses.

**ADDITIONAL TIPS**


**FOR LAWN REPLACEMENT**

Use Roundup to kill lawn and/& weeds before planting new lawn.

OR

For lawn replacement use Roundup to kill lawn and/& weeds before planting new lawn.

- Skip one mowing before spraying.
- If soil is dry water before application and/& 2 to 3 days after application.
- If green patches remain after 7 days, reapply.
- Wait 7 days after last application to rake, till or plant with seed or sod.



**WHEN TO APPLY**

- Use anytime weeds [and/& grasses] are actively growing /Apply when weeds are actively growing.
- For best results apply during warm sunny weather (above 60° F).
- Spray/Apply when air is calm to prevent drift to desirable plants.
- Roundup is Rainproof in 2 hours (OR) Rain or watering 2 hours after application will not wash away effectiveness.
- [Apply when weeds are small and/& before seeds form ] [Weeds yellow and/& wilt within hours with complete kill in 1 to 2 weeks.] Established weeds may require a repeat application.
- All ornamental flowers, trees and/& shrubs may be planted **1 day after** application.

OR

**WHEN TO REPLANT**

- All ornamental flowers, trees and/& shrubs may be planted **1 day after** application.
- The following berries may be planted **1 day after** application:  
Blackberry, Blueberry, Boysenberry, Cranberry, Currant, Dewberry, Elderberry, Gooseberry, Huckleberry, Loganberry, Olallieberry and/& Raspberry (Black and/& Red).
- The following fruits, vegetables &/and herbs may be planted **1 day after** application:  
Artichoke (Jerusalem), Beans (all), Beet Greens, Broccoli, Brussels Sprouts, Cabbage (all), Carrot, Cauliflower, Celery, Chard (Swiss), Chicory, Collards, Endive, Horseradish, Kale, Kohlrabi, Leek, Lentils, Lettuce, Mustard Greens, Okra, Onion Rape Greens, Parsley, Parsnips, Potato, Radish, Rhubarb, Rutabaga, Spinach, Sweet Potato, Turnip &/and Yams.
- The following fruits, vegetables &/and herbs may be planted **3 days after** application:  
Corn, Cucumber, Eggplant, Garlic, Gourds, Melons (all), Peas (all), Peppers (all), Pumpkin, Squash (summer &/and winter), Tomatillo, Tomato (by seed) &/and Watercress.
- Lawn grasses may be planted **7 days after** application.
- Tomatoes from transplant &/and unlisted fruits, vegetables &/and herbs may be planted **30 days after** application.

**WHEN TO HARVEST [OPTIONAL TEXT.]**

If used to control weeds around fruits or nuts, wait the following number of days before harvesting:

- Citrus (Citron, Grapefruit, Kumquat, Lemon, Lime, Mandarin Orange, Pummelo, Tangelo, Tangerine), Guava, Papaya – **1 day**.
- Nuts (Almond, Beechnut, Brazil Nut, Butternut, Cashew, Chestnut, Filbert, Hazelnut, Hickory Nut, Macadamia, Pecan, Pistachio, Walnut) – **3 days**.
- Apple, Avocado, Banana (Plantains), Berries (except Cranberries), Dates, Figs, Grapes, Loquat, Passion Fruit, Pear, Persimmon, Pomegranate &/and Quince – **14 days**.
- Apricot, Cherries, Nectarine, Olives, Peach, Plum and/& Prunes – **17 days**.
- Cranberries – **30 days**

**HOW TO REFILL**

[24 FL OZ]:

To this empty container add 3 cups of water then 2.5 fl.oz of Roundup Concentrate or 1 ¼ fl oz of Roundup Super Concentrate.

[½ GAL, 2L(?)]

To this empty container add ½ gal/gallon (8 cups) of water then 7 fl oz of Roundup Concentrate or 3 fl oz of Roundup Super Concentrate.

[GAL]

To this empty container add 1 gal/gallon of water then 13 ¾ fl oz of Roundup Concentrate or 6 fl oz of Roundup Super Concentrate.

[5L/Pull N Spray]

Remove the entire spraying system/pumping mechanism. To this empty container add 5 L (1 1/3 gal/gallon) of water then 18 fl oz of Roundup Concentrate or 8 fl oz of Roundup Super Concentrate.

[6L}

To this empty container add 1½ gal/gallon of water then 21 ¾ fl oz of Roundup Concentrate or 9 ½ fl oz of Roundup Super Concentrate.

[2 GAL]

To this empty container add 2 gal/gallon of water then 27 ½ fl oz of Roundup Concentrate or 12 fl oz of Roundup Super Concentrate.

**HOW IT WORKS**

Roundup enters plants through foliage and/& moves systemically to the roots, killing weeds by stopping the production of a substance found only in plants. [Any] product/Roundup not absorbed by plants breaks down into natural materials, without moving in or on the soil to untreated plants. [So Roundup can be used over the root zone of desirable plants without injury. Weeds yellow and/& wilt within hours with complete kill in 1 to 2 weeks.]

OR

Roundup kills weeds by stopping the production of a substance found only in plants. It enters plants through foliage and/& moves systemically down to the roots. Any product not absorbed by plants breaks down into natural materials. Roundup will not move in or on the soil to untreated plants [so it can be used over the root zone of desirable plants without injury. Weeds yellow and/& wilt within hours with complete kill in 1, to 2 weeks.]



**STORAGE AND DISPOSAL**

[24 FL OZ:]

**STORAGE:** Rotate nozzle to closed position. / Close nozzle on trigger sprayer. Store product in original container in a safe place. Keep from freezing.

**[Quick Connect Sprayer:]**

**STORAGE:** Flip down spout to close. NO NEED TO DISCONNECT TRIGGER SPRAYER. Close nozzle on trigger sprayer. Snap sprayer back in place. Store product in original container in a safe place. Keep from freezing.

**[Pull N Spray:]**

**STORAGE :** Push T-grip/handle down. Slide lock to close. DO NOT DISCONNECT PLUG FROM T-GRIP/HANDLE. Hook sprayer back in place. Store product in original container in a safe place. Keep from freezing.

**DISPOSAL:** Do not reuse container (except for refill). Securely wrap partially filled or empty container in newspaper and put in trash.

**PRECAUTIONARY STATEMENTS**

**HAZARDS TO HUMANS & DOMESTIC ANIMALS**

**CAUTION:** Causes eye irritation. Avoid contact with eyes or clothing. Wash thoroughly with soap and water after handling.

[reentry icon] People and pets may enter treated area after spray has dried.

**FIRST AID: IF IN EYES:** Flush eyes with plenty of water. Call a physician if irritation persists. In case of an emergency involving this product, call 1-800-225-2883 (or) 1-800-454-2333.

**ENVIRONMENTAL HAZARDS**

Do not apply directly to water. Do not contaminate water when disposing of equipment washwaters.

**NOTICE:** Buyer assumes all responsibility for safety and use not in accordance with directions.

This product is protected by U.S. Patent No. 4,405,531. Other patents pending. No license granted under any non-U.S. patent(s).

**REFORMULATION OR REPACKAGING FOR SALE IS PROHIBITED**

©MONSANTO COMPANY \_\_\_\_\_

SOLARIS®

Manufactured for

The SOLARIS Group of Monsanto Company

P.O. Box 5008

San Ramon CA 94583-0808

EPA Reg. No. 239-FATN

Form No.

EPA Est.

Superscript is first letter of lot number

Made in USA