

ORTHO® GroundClear™ Total Vegetation Killer

[11/11/97 Notification] ABN: ORTHO GroundClear Triox Total Vegetation Killer1

[outdoor icon] Outdoor Use Only
[water droplet icon] water based

Concentrate

Kill weeds / Kills Weeds & Their Germinating Seeds

[12/9/97 Amendment] NOW/FASTER ACTING, FAST ACTING

Prevents Plant Growth For Up To One Year

Keep Treated Ground Clear of Weeds for Up to One Year

Keep Treated Ground / Area Free of Weeds for Up to One Year

Use on driveways, parking areas, brick walks, gravel pathways, patios, along fences, curbs & cracks in sidewalks

Untreated, Treated 0-12 Months (Accompanied by illustration)

[11/18/97 Notification] 2-Way Weed Killer - Kills Weeds - Prevents new weeds for up to 1 year, On Driveways, Parking Areas, Brick Walks, Gravel Paths & Patios, Along Fences & Curbs, Cracks in Sidewalks

Easy to apply with a sprinkling can. Kills unwanted vegetation in sidewalks, driveways and around fences. Kills weeds and stops regrowth for up to one year

Covers 75 sq ft (qt), 300 sq ft (gal), 600 sq ft (2 gal size)

[Not for use in California]

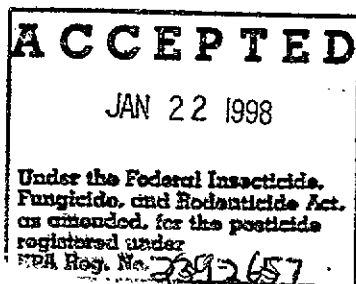
[Picture of sprinkling can or icon]

KEEP OUT OF REACH OF CHILDREN

WARNING

See back panel booklet for additional precautionary statements

NET CONTENTS... 1 qt / 946 ml, ½ gal / 1.89 L, 1 gal / 3.78 L, 2 gal / 7.57 L



20/12

[back panel]

PEEL HERE

GroundClear™ kills unwanted plants and grasses **plus** their germinating seeds. Keeps treated ground free of plant growth for up to **ONE YEAR**. [Kills weeds and prevents regrowth for up to **ONE YEAR**.] Use [GroundClear] on driveways, parking areas, brick walks, gravel pathways, patios, along fences, curbs and cracks in sidewalks. [Add graphic illustration] Always apply with a **SPRINKLING CAN**.

DO NOT use on lawns, on or around fruits, vegetables, flowers, or other plants, or over the root zone of shrubs or trees. Specially formulated for residential use.

Active Ingredients

Glyphosate[11/18/97 Notification], in the form of its isopropylamine salt .. 5.00%
Imazapyr[11/18/97 Notification], in the form of its isopropylamine salt 0.08%

Inert Ingredients 94.92%

OPEN RESEALABLE LABEL FOR DIRECTIONS AND PRECAUTIONS. PRESS TO RESEAL.

[11/18/97 Notification] – *To delete redundant text*


~~☎~~ Medical Information call 1-800-454-2333
~~_____~~ Product Information call 1-800-225-2883

©,™ Trademarks of Monsanto Co.
©Monsanto Company 1996

~~The SOLARIS Group of
Monsanto Company~~

~~P.O. Box 5008
San Ramon CA 94583-0808
Form 7-107-01 / Product xxx
EPA Reg. No. 239-2657
EPA Est. 239-IA-3-58996-MO-1^A~~

~~Superscript is first letter of lot number _____~~ ~~UPC BAR CODE~~



For Best Results

1. Water the day before application if soil is dry.
2. Apply to bare ground or when weed growth is just starting.
3. Apply when daytime temperature is at least 60° F.
4. Measure area to be treated. Calculate square feet by multiplying length times width. (walking man icon).
5. Use sprinkling can to apply. Allow product to soak into ground, avoiding runoff to nearby desirable plants.
6. After application, withhold watering for 2-3 days, then water.
7. To prevent the growth of weeds under asphalt driveways, tennis courts, play areas and parking areas, apply before laying surfacing materials.
8. Rain within 6 hours of application may reduce control of existing weeds, but will not reduce control of germinating seeds. In areas of heavy rainfall, applications every 6 to 8 months may be necessary.

[11/18/97 Notification] Alternate "Directions For Use" Text reformatted for ease of understanding and to fit on a more compact label format.

HOW TO APPLY


- Measure area to be treated. Calculate square feet by multiplying length times width. (walking man icon).
- Pour entire contents (1 qt) into sprinkling can. Add 1 gal of water. (Quart Size)
- Pour 1 qt into sprinkling can. Add 1 gal of water. (1 & 2 gal Size)
- Apply evenly over 75 sq ft.
- Allow to soak into ground, avoiding runoff to nearby desirable plants.

WHEN TO WATER

- Water before application if soil is dry.
- Water 2 to 3 days after application to move the product into the soil.

WHEN TO APPLY

- Apply to bare ground or when weeds are present. If weeds are taller than 6 inches, cut down and remove before application.
- For best results apply when daytime temperature is at least 60° F.
- To prevent the growth of weeds under asphalt driveways, tennis courts, play areas and parking areas, apply before laying surfacing materials.
- If the area is not evenly covered, there may be some germination of weeds. These can easily be spot treated with Roundup® or Ortho® Kleeaway®.



ENVIRONMENTAL HAZARDS: Do not apply directly to any body of water. Do not contaminate water when disposing of equipment wash waters.

NOTICE: Buyer assumes all responsibility for safety and use not in accordance with directions.

☎ Medical Information call 1-800-454-2333
Product Information call 1-800-225-2883

®TM Trademarks of Monsanto Co.

©Monsanto Company 1996

[11/18/97 Notification]

Manufactured for The SOLARIS Group of

Monsanto Company

P.O. Box 5008

San Ramon CA 94583-0808

Form 7-107-01 / Product xxxx

EPA Reg. No. 239-2657

EPA Est. 239-IA-3

Superscript is first letter of lot number

Solaris®

Made in USA

}}}}}
}}}}}
}}}}}
}}}}}
}}}}}
}}}}}
}}}}}
}}}}}
}}}}}
}}}}}
}}}}}
}}}}}
}}}}}
}}}}}
}}}}}
}}}}}
}}}}}
}}}}}
}}}}}
}}}}}

8042

2. ORTHO® GroundClear™ Total Vegetation Killer
[ABN ORTHO Landclear Total Vegetation Killer - Industrial label]

[Outdoor Use Only icon]
[water droplet icon] water based

NOT FOR USE IN CALIFORNIA

**PRECAUTIONARY STATEMENTS
HAZARDS TO HUMANS & DOMESTIC ANIMALS**

Keep Out of the Reach of Children

WARNING: Causes substantial but temporary eye injury. Do not get in eyes or on clothing. Wear goggles or faceshield. Wash thoroughly with soap and water after handling. Remove contaminated clothing and wash clothing before reuse.

[Reentry icon] People & pets may enter treated areas after spray has dried.

FIRST AID: IF IN EYES: Hold eyelids open and flush with a steady, gentle stream of water for 15 minutes. Get medical attention. **IF SWALLOWED:** Call a physician or Poison Control Center. Do not induce vomiting. Drink promptly a large quantity of milk, egg whites, gelatin solution, or if these are not available, drink large quantities of water. **Note to Physicians:** Emergency Information-call 1-800-454-2333. Probable mucosal damage may contraindicate the use of gastric lavage.

ENVIRONMENTAL HAZARDS: Do not apply directly to water, or to areas where surface water is present or to intertidal areas below the mean high water mark. Do not apply where runoff is likely to occur. Do not contaminate water by cleaning of equipment or disposal of equipment washwaters.

Personal Protective Equipment

Applicators and other handlers must wear goggles or face shield, long-sleeved shirt and long pants, shoes and socks.

Follow manufacturer's instructions for cleaning/maintaining PPE. If no such instructions for washables, use detergent and hot water. Keep and wash PPE separately from other laundry.

User Safety Recommendations:

Users should wash hands before eating, drinking, chewing gum, using tobacco or using the toilet.

ENVIRONMENTAL HAZARDS

For terrestrial uses, do not apply directly to water, or to areas where surface water is present or to intertidal areas below the mean high water mark. Do not apply where,

runoff is likely to occur. Do not apply where weather conditions favor drift from areas treated. Do not contaminate water when disposing of equipment washwaters.

Kill weeds / Kills Weeds & Their Germinating Seeds
Prevents Plant Growth For Up To One Year
Keep Treated Ground Clear of Weeds for Up to One Year
Keep Treated Ground / Area Free of Weeds for Up to One Year

Use on driveways, parking lots, playgrounds, brick walks, gravel paths, patios, along fences, curbs & cracks in sidewalks, and around industrial buildings
Untreated, Treated 0-12 Months (Accompanied by illustration)

Covers 300 sq ft/gal [5 gal size treats 1500 sq ft, 30 gal size treats 9000 sq ft]
Covers 600 sq ft [2 gal size] [55 gal size treats 16500 sq ft]

Active Ingredients


- Glyphosate, in the form of its isopropylamine salt5.00%
- Imazapyr, in the form of its Isopropylamine salt0.08%
- Inert Ingredients94.92%

KEEP OUT OF REACH OF CHILDREN

WARNING

See back panel booklet for additional precautionary statements.

NET CONTENTS 5 gal / 18.9 L
NET CONTENTS 30 gal / 113.4 L
NET CONTENTS 55 gal / 208 L



GroundClear™ is designed to kill vegetation and prevent plant growth for up to a year on non-crop areas. Use around industrial sites including storage yards, parking lots and other similar sites to maintain a weed free appearance. Apply only where no plant growth is desired such as: driveways, brick walks, gravel pathways, patios, parking lots, along fences, curbs and gutters.

DO NOT USE ON TURF, FOOD CROPS OR OVER TREE OR SHRUB ROOTS.

DIRECTIONS FOR USE: It is a violation of Federal law to use this product in a manner inconsistent with its labeling.

[Stop sign icon] **READ ENTIRE LABEL BEFORE USE**

or

FOR SAFE AND EFFECTIVE USE OF THIS PRODUCT, FOLLOW ALL LABEL DIRECTIONS.

Do not apply this product through any type of irrigation system.


Amount To Use		
APPLICATOR	PRODUCT TO MEASURE/ DILUTION RATE	AREA TO TREAT
Fiberglass, stainless steel, plastic or plastic lined back-pack, knapsack or hand held sprayer. *	Add 1 gallon of product to 4 gallons of water	300 sq ft

*Spray to wet using a large nozzle that prevents drift and delivers a large spray volume. Apply evenly over the soil surface including existing weeds.

Where to Use

Use [GroundClear] where new growth is not wanted for at least a year, such as on driveways, parking lots, brick walks, gravel pathways, patios, along fences, curbs and cracks in sidewalks. **DO NOT** use on lawns, on or around fruits, vegetables, flowers, or other plants, or over the root zone of shrubs or trees. (See next page for details.)

To kill weeds in areas where you want other plants to grow, use a product such as Roundup. Follow all directions on product label.



For Best Results

1. Water the day before application if soil is dry.
2. Apply to bare ground or when weed growth is just starting. [If weeds are taller than 6 inches, cut back and apply to regrowth.]
3. Apply when daytime temperature is at least 60° F.
4. Calculate square feet of area to be treated by multiplying length times width. (walking man icon).
5. Apply evenly following the listed coverage rate. Allow product to soak into ground, avoiding surface runoff to nearby desirable plants.
6. After application, withhold watering for 2-3 days, then water.
7. To prevent the growth of weeds under asphalt driveways, tennis courts, playgrounds, and parking lots, apply before laying surfacing materials.
8. Rain within 6 hours of application may reduce control of existing weeds, but will not reduce control of germinating seeds. In areas of heavy rainfall, applications every 6 to 8 months may be necessary.

How It Works

GroundClear™ has two-way action. One ingredient kills weeds by contact with foliage. The other ingredient puts an invisible barrier in the soil that prevents regrowth from sprouting seeds. Weeds begin to yellow or brown within 1-3 days with complete kill in 1-2 weeks.

IMPORTANT:

Apply only when air is calm to avoid drift to desirable plants.

Picture of tree:

To avoid damage to desirable plants do not apply over their root systems. For shrubs and trees do not apply closer than twice the distance from the trunk to the drip line (area shaded in color) as roots may be within this area.

Picture of Slope:

Do not apply to slopes (areas shaded in color) as movement on soil surface may damage desirable plants down the slope.

Picture of Fence:

Do not apply next to a fence if desirable plants are growing on the other side or if future plantings are planned.

Do not use before planting lawns, fruits, vegetables, or other ornamental plants because GroundClear™ remains active in soil for up to one year. In heavy clay soil,

weed control may exceed one year.

STORAGE AND DISPOSAL

Do not contaminate water, food, or feed by storage or disposal.

STORAGE: Keep pesticide in original container. Do not put concentrate or dilute into food or drink containers. Avoid contamination of feed and foodstuffs. Store in a cool, dry place, preferably in a locked storage area. Do not store diluted spray.

DISPOSAL: PRODUCT- Pesticide wastes are acutely hazardous. Improper disposal of excess pesticide, spray mixture, or rinsate is a violation of Federal Law. If these wastes cannot be disposed of by use according to label instructions, contact your State Pesticide or Environmental Control Agency, or the Hazardous Waste Representative at the nearest EPA Regional Office for guidance.

CONTAINER- [Metal container] Triple rinse container or equivalent. Then offer for recycling or reconditioning, or puncture and dispose of in a sanitary landfill or by other procedures approved by state or local authorities.

[Plastic Containers] Triple rinse container or equivalent. Then offer for recycling or reconditioning, or puncture and dispose of in a sanitary landfill, or incineration, or, if allowed by state and local authorities by burning. If burned, stay out of smoke.

NOTICE: Buyer assumes all responsibility for safety and use not in accordance with directions.

☎ Medical Information call 1-800-454-2333
Product Information call 1-800-225-2883

®TM Trademarks of Monsanto Co.

©Monsanto Company 1996

[11/18/97 Notification]

Manufactured for **The SOLARIS Group** of
Monsanto Company

P.O. Box 5008

San Ramon CA 94583-0808

Form 7-107-01 / Product xxx

EPA Reg. No. 239-2657

EPA Est. 239-IA-3,58996-MO-1^A

Superscript is first letter of lot number

Solaris®

Made in USA

UPC BAR CODE

