



United States
Environmental Protection Agency
Washington, DC 20460

Registration
Amendment
☒ Other

OPP Identifier Number

254171

Application for Pesticide - Section I

1. Company/Product Number 239-2654	2. EPA Product Manager James A. Tompkins	3. Proposed Classification <input checked="" type="checkbox"/> None <input type="checkbox"/> Restricted
4. Company/Product (Name) Roundup Rainfast Super Concentrate Weed & Grass Killer	PM# 25	
5. Name and Address of Applicant (Include ZIP Code) The Solaris Group of Monsanto P.O. Box 5006 San Ramon, Ca 94593-0906 <input type="checkbox"/> Check if this is a new address	6. Expedited Review. In accordance with FIFRA Section 3(c)(3) (b)(i), my product is similar or identical in composition and labeling to: EPA Reg. No. _____ Product Name _____	

Section - II

<input type="checkbox"/> Amendment - Explain below.	<input type="checkbox"/> Final printed labels in response to Agency letter dated _____	NOTIFICATION OCT 15 1997
<input type="checkbox"/> Resubmission in response to Agency letter dated _____	<input type="checkbox"/> "Me Too" Application.	
<input checked="" type="checkbox"/> Notification - Explain below.	<input type="checkbox"/> Other - Explain below.	

Explanation: Use additional page(s) if necessary. (For section I and Section II.)

Notification: Modify the Ingredient Statement by deleting the chemical name per PR Notice 97-5. "This notification is consistent with the provisions of PR Notice 95-2 and EPA regulations at 40 CFR 152.46, and no other changes have been made to the labeling or the confidential statement of formula of this product".

Section - III

1. Material This Product Will Be Packaged In:			
Child-Resistant Packaging <input type="checkbox"/> Yes* <input type="checkbox"/> No	Unit Packaging <input type="checkbox"/> Yes <input type="checkbox"/> No	Water Soluble Packaging <input type="checkbox"/> Yes <input type="checkbox"/> No	2. Type of Container <input type="checkbox"/> Metal <input type="checkbox"/> Plastic <input type="checkbox"/> Glass <input type="checkbox"/> Paper <input type="checkbox"/> Other (Specify) _____
* Certification must be submitted		If "Yes" Unit Packaging wgt. No. per container	If "Yes" Package wgt. No. per container
3. Location of Net Contents Information <input type="checkbox"/> Label <input type="checkbox"/> Container		4. Size(s) Retail Container	5. Location of Label Directions <input type="checkbox"/> On Label <input type="checkbox"/> On Labeling accompanying product
6. Manner in Which Label is Affixed to Product <input type="checkbox"/> Lithograph <input type="checkbox"/> Paper glued <input type="checkbox"/> Stenciled		<input type="checkbox"/> Other _____	

Section - IV

1. Contact Point (Complete items directly below for identification of individual to be contacted, if necessary, to process this application.)		
Name Stephen R. Cornes	Title Registration Specialist	Telephone No. (include Area Code) 510 355-3336
Certification I certify that the statements I have made on this form and all attachments thereto are true, accurate and complete. I acknowledge that any knowingly false or misleading statement may be punishable by fine or imprisonment or both under applicable law.		6. Date Application Received (Stamped)
2. Signature 	3. Title Registration Specialist	
4. Typed Name Stephen Cornes	5. Date 09/25/97	

2 7 15
NOTIFICATION

OCT 15 1997

Roundup® Rainfast Super Concentrate Weed & Grass Killer

[ABN] Roundup Super Concentrate Weed & Grass Killer 1

Ultra formula, Rainproof in 2 hours, Roundup kills the weed you see & the root others leave behind, Kills the root.

NEW! MEASURING CAP AND POUR SPOUT INCLUDED

NEW! LARGER SIZE Covers xx sq ft

Now easier to measure and pour. Child Resistant Cap

Kills the root so weeds don't come back. No root. No weed. No problem.

Built-in measuring cap, No odor, Water - based formula

Mix with water to make up to 21 / [8/28/97 Notification] 35/85 gallons of spray solution
[varies with qt /53 oz/ gal container size]

Makes up to 21/[8/28/97 Notification] /35/85 gallons, Covers up to
6,300/10,500/25,500 sq ft (qt or gal size)

Covers up to 300 sq ft per gallon of spray, 75 sq ft per qt, 55 sq ft per 24 oz

Does not have soil activity, Controls existing weeds, is not a preemergent

Kills unwanted weeds and grasses, roots and all, kills to the root, kills weeds roots and all

Use in / Apply with a BIG SHOT™ Multi-Purpose Sprayer or other tank sprayer,
ORTHO® DIAL 'n SPRAY®, ORTHO SPRAY-ETTE® or other ORTHO hose-end
sprayers

Use to prepare sites for large plantings, for planting flower beds, for planting fruit trees,
ornamentals, vegetables, garden sites and to renovate lawns

Can be used for habitat restoration, controlling exotic vegetation, and for site
preparation of wildlife food plots.

Apply Roundup, rainfast starts working immediately.

Guaranteed same effective results even if it rains within hours

New formulation enters the plant within one hour, won't wash off

Quick uptake, eliminates weather concerns, Rainfast in hours - enters the plant on
contact

Won't wash off New and Improved Formulation -Now Rainfast - Fast Uptake

Works first time, every time Kills the weed you see and the root you don't

Approved for most/ many lawn and garden uses

Kills over 100 weeds


Can be used around small fruits and vegetables

Kills / spray weeds in flower beds and around fences, trees, shrubs, driveways,
walkways and shrubs, in and around fences, patios, paths, sidewalk cracks, walkways,

Economical- mix 3 to 5 tablespoons (1½ - 2½ oz) per gallon, Concentrated For Extra
Value

Satisfaction guaranteed or your money back with proof of purchase

Use to refill Roundup Ready-To-Use



For General Weed Control - Kills Weeds And Grasses In 2 To 4 Weeks - Roots & All
 New, Improved Formula Completely kills even the toughest weeds and grasses
 Multipurpose Grass & Broadleaf Weed Control
 Visible Results In 2 to 4 Days Can Reseed or Sod Lawns 7 Days After Treatment
 Lawns and gardens can be reseeded or planted soon after treatment.
 Ornamental gardens can be reseeded or planted 1 day after treatment

KEEP OUT OF REACH OF CHILDREN

CAUTION Read precautions and directions on back label.

See back panel booklet for additional precautionary statements

Active Ingredient

Glyphosate[9/25/97 Notification], N-(phosphonemethyl)glycine in the form of its isopropylamine salt	41.0%
Inert Ingredients	59.0%

Net 32 fl oz (1 qt) 946mL, 53.7 fl oz (.42gal) 1.5 L or 128 fl oz (1 gal) 3.7 L

[Back Cover]

Roundup® Rainfast Super Concentrate Weed & Grass Killer PULL HERE TO
 OPEN LABEL

Open Resealable Label for directions & Precautions, Press to reseal, Peel Here

[8/28/97 Notification] – Reformatted information in table format to fit on smaller label

Product Facts

Treats up to 6,300 sq ft (approx. size of 3 tennis courts) – *for Quart Size*

Treats up to 10,500 sq ft (approx. size of 5 tennis courts) – *for 53 fl oz Size*

Treats up to 25,500 sq ft (approx. size of 12 tennis courts) – *for 1 gal Size*

KILLS

WEEDS [Illustrate grassy, broadleaf and woody weeds]

ALL TYPES OF WEEDS & GRASSES

WHERE • On patios, walkways or driveways

TO USE • Around fruits, vegetables, flowers, shrubs or trees

• Along fences

• In large areas - For lawn replacement

- For garden plot preparation

AMOUNT For best results -

TO USE 2½ fl oz (5 Tbs) per gal of water

Product Information Call 1-800-225-2883 or
<http://www.roundup.com>

Medical Information Call 1-800-454-2333

4 7 15

Roundup® Rainfast Super Concentrate once it enters the plant, it won't wash off, killing almost all annual and perennial weeds, grasses and other unwanted plants. Mix Roundup with water and use on driveways and walkways, or around fences, trees, flower beds, shrubs, gardens, fruit trees and other areas in your yard. Roundup can also be used for large jobs such as lawn renovation, vegetable and flower garden preparation. Roundup kills weeds by stopping the production of a substance found only in plants. Any Roundup not absorbed by the plant breaks down into natural materials. Roundup will not move in or on the soil to untreated plants. Visible effects are gradual wilting and yellowing advancing to complete browning and root destruction.

KILLS ALL TYPES OF WEEDS & GRASSES

WHERE TO USE

- On patios, walkways or driveways
- Around fruits, vegetables, flowers, shrubs or trees
- Along fences
- In large areas
 - For lawn replacement
 - For garden plot preparation

Used by American Zoo and Aquarium Association member zoos to effectively control weeds.

Recommended to zoos everywhere by the American Zoo and Aquarium Association for the control of weeds.

Peel open for use directions and further information

PRESS HERE TO RESEAL

CAUTION: Causes eye irritation. Avoid contact with eyes or clothing.
SEE ADDITIONAL PRECAUTIONARY STATEMENTS AND DIRECTIONS INSIDE BOOKLET.




Medical Information call 1-800-454-2333

Product Information call 1-800-225-2883 [8/28/97 Notification] or
<http://www.roundup.com>

This product is protected by U.S. Patent No. 4,405,531. Other patents pending. No license granted under any non-U.S. patent(s).

REFORMULATION OR REPACKAGING FOR SALE IS PROHIBITED



[Inside back booklet]

Roundup® Rainfast Super Concentrate once it enters the plant, it won't wash off, killing almost all annual and perennial weeds, grasses and other unwanted plants. Mix Roundup with water and use on driveways and walkways, or around fences, trees, flower beds, shrubs, gardens, fruit trees and other areas in your yard. Roundup can also be used for large jobs such as lawn renovation, vegetable and flower garden preparation. Roundup kills weeds by stopping the production of a substance found only in plants. Any Roundup not absorbed by the plant breaks down into natural materials. Roundup will not move in or on the soil to untreated plants. Visual effects are gradual wilting and yellowing advancing to complete browning and root destruction.


Used by American Zoo and Aquarium Association member zoos to effectively control weeds.

Recommended to zoos everywhere by the American Zoo and Aquarium Association for the control of weeds.

CONTROLS WEEDS AND GRASSES INCLUDING:

General Weed Control (Annuals)

Annual Ryegrass	Field Pennycress	Prickly Lettuce	Shepherdspurse
Annual Bluegrass	Field Sandbur	Prostrate Spurge	Smooth Cat's Ear
Barnyardgrass	Filaree	Puncture Vine	Smooth Pigweed
Beggarweed	Florida Pusley	Redroot Pigweed	Sowthistle
Black Medic	Foxtail	Sandspur	Spotted Spurge
Blue Toadflax	Goosegrass		Tansy Ragwort
Brassbuttons	Garden Spurge		Tansy Mustard
Blue Mustard	Horseweed/maresta		Teaweed
Buttercup	il		Texas Panicum
Bromegrass	Henbit		Tumble Mustard
Bur Clover	Knotweed		Sprangletop
Chickweed	Lambsquarters		Witchgrass
Common	Dog Fennel		Wild Mustard
Groundsel	Little Bitter Cress		
Common Plantain	London Rocket		
Crabgrass	Maiden Cane		
Creeping	Mallow		
Beggarweed	Mayweed		
Diffuse Lovegrass	Mouseeear		
Evening Primrose	Chickweed		
False Dandelion	Oxalis		
Fiddleneck	Pennsylvania		
Fall Panicum	Smartweed		



Tough Weed Control (Perennials, Brush)

Alder	Ceanothus	Kudzu	Quackgrass
Artichoke Thistle	Cogongrass	Multiflora Rose	Ragweed
Bahiagrass	Coyote Brush	Nimblewill	Raspberry
Bentgrass	Elderberry	Nutsedge	Red Clover
Bermudagrass	False Dandelion	Oak species	Smooth
Blackberries	Fescue species	Oldenlandia	Bromegrass
Broadleaf Plantain	Field Bindweed	Orchardgrass	St.
Canada Thistle	(Wild	Oxalis	Augustinegrass
Cherry species	Morningglory)	Pennywort	Sumac
Common	Honeysuckle	Perennial	Tall Fescue
Ragweed	Horseradish	Ryegrass	Timothy
Creeping	Kikuyugrass	Poison Hemlock	Torpedograss
Bentgrass	Milkweed	Quaking Aspen	Trumpetcreeper
Creeping Charlie	Knapweed	Pampasgrass	Vaseygrass
Curly dock	Guineagrass	Wild Sweet Potato	Virginia Creeper
Dandelion	Horsenettle	Wild Oats	White Clover
Dallisgrass	Iceplant	Virginia Creeper	Whitetop
Dewberry	Lantana	Poison Oak	Wild Barley
Common Mullein	Nightshade,	Poison Ivy	Willow
Cattail	silverleaf	Primrose	Yellow Starthistle
Cocklebur	Johnsongrass	Purple Nutsedge	Yellow Nutgrass
	Kentucky		Zoysia
	Bluegrass		

☎ For additional weeds controlled by this product call 1-800-225-2883.

DIRECTIONS FOR USE

It is a violation of Federal law to use this product in a manner inconsistent with its labeling. *(Optional text)* **READ ENTIRE LABEL. USE ONLY ACCORDING TO LABEL DIRECTIONS OBSERVING ALL PRECAUTIONS.**

WHEN TO USE

Use anytime weeds and grasses are actively growing. Most treated weeds usually show initial symptoms within 2 to 4 days and complete kill in 1 to 2 weeks. Roundup works best in warm sunny weather with daytime temperature above 60° F. For best results, apply when weeds are small and before seedheads have formed. Reapply, if it rains within 1 to 2 hours / soon after application. If hard-to-control weeds are not killed within 4 weeks, reapply.

7 7 15

WHERE TO USE

For General Weed Control: Use along fences, paths, patios, sidewalks and driveways, around trees, shrubs, and ornamental plantings and flower beds, around buildings, and in brick and gravel walkways. Use to trim and edge landscape areas. Do **NOT** use for spot weed control in lawns since Roundup kills all green plants, including lawn grass.

For Spot Spraying: Use on actively growing weeds in and around flower beds, ornamental trees, fruit and nut trees, grapevines, shrubs, fences, driveways and walkways. Spray when air is calm. Make sure Roundup does not contact the leaves, green stems, or exposed roots of plants you don't want to kill. If necessary, use cardboard or plastic to shield plants. Roundup will not move in or on the soil to untreated plants. If Roundup is used to control weeds around fruit or nut trees or grapevines, allow 21 days before eating the fruit or nuts.


For Landscaping: Use to prepare areas for planting of ornamentals, trees, shrubs, desert landscapes, rock gardens, flower beds or similar plantings. Treated areas can be replanted 1 day after treatment.

For Wildlife Areas: Use to prepare areas for planting wildlife food. Exotic or undesirable plants can be controlled to allow for planting or recovery of native plant species. Spot treatments can be made to selectively remove unwanted plants. Be careful to keep spray off desirable plants.

For Lawn Renovation:

- Use Roundup to kill existing weeds and grasses including the old lawn.
- For best results, apply in Spring or Fall, when daytime temperatures are at least 60° F.
- Under dry conditions, water lawn every other day for a week before using Roundup
- Do not mow for 7 days before or after treatment.
- After 7 days, prepare the soil for planting by raking or rototilling the lawn. Rake up and remove loosened thatch or debris.
- Mix in starter fertilizer and other amendments, if needed. Level the soil.
- Apply seed according to directions on seed package, or install sod. Grass seed must have a good contact with soil to germinate and grow.
- Keep area moist for 2 weeks, to establish new lawn, then water as needed.

For Brush Control: Use when brush is green and growing. If plants are taller than 5 feet, cut back and spray regrowth. Brush sprayed in the fall may not be fully controlled until the following season. Hard-to-control species such as Blackberry, Kudzu, or Poison Oak may require a second application.



STUMP TREATMENT

Stumps can be treated to prevent regrowth. For best results, treat when the vegetation is actively growing and within 5 minutes of being cut down.

- Cut the stump close to the soil surface.
- Drive 4-5 nail holes into the stump.
- Flood the stump with undiluted product.

This treatment will control or suppress many types of woody brush and trees, such as alder, bluegum eucalyptus, madrone, oak, giant reed, saltcedar, sweetgum, and tan oak.

HOW TO USE


IMPORTANT: Roundup is an all-purpose weed and grass killer which will kill almost all plants contacted. If necessary, use cardboard or plastic to shield desirable plants. If plants are accidentally sprayed, rinse off immediately with water. Spray when air is calm. Spray to evenly wet the weed.

To apply this product use

- Plastic, aluminum or stainless steel tank sprayer.
- ORTHO DIAL' n SPRAY®
- ORTHO SPRAY-ETTE®
- Other hose-end sprayer recommended for weed killers
- Hand-trigger sprayer

Do not use or store solutions of this product in galvanized steel or unlined steel sprayers, or apply through any type of irrigation system or with a sprinkling can.


Rinse sprayer and flush all sprayer components with water 3 times after use. Spray rinse water on bare soil or gravel. After very thorough cleaning, sprayer may be used to apply other products.



Measuring Cap: To open, squeeze cap sides at the points indicated while unscrewing. The measuring cap has four levels indicated inside. The following table and the measuring cap should be used to determine the amount of Roundup you need. Close cap tightly after use. No need to rinse.

- Level 1 = 1 teaspoon (tsp)
 Level 2 = 1 Tablespoon (Tbs) = 3 tsp
 Level 3 = 1 fl oz (2 Tbs)
 Level 4 = 2 fl oz (4 Tbs)

APPLICATOR	MIXING INSTRUCTIONS General Weed Control Annuals	MIXING INSTRUCTIONS Tough Weed Control Perennials or Brush Lawn Renovation	AREA TO TREAT
Tank Sprayer	Fill cap to Level 2 three times (3 Tbs). Add to 1 gallon of water.	Fill cap to Level 2 five times (5 Tbs). Add to 1 gallon of water.	300 sq ft (30 ft x 10 ft)
ORTHO DIAL 'n SPRAY® Hose- End sprayer	Fill cap to Level 2 three times (3 Tbs) and add to sprayer jar. DO NOT ADD WATER. Set dial to 1 1/2 oz and spray.	Fill cap to Level 2 five times (5 Tbs) and add to sprayer jar. DO NOT ADD WATER. Set dial to 2 1/2 oz and spray.	300 sq ft
ORTHO SPRAY-ETTE®	Fill cap to Level 4 three times (6 oz) and add to sprayer jar. Fill to the 4 gallon mark and spray.	Fill cap to Level 4 five times (10 oz) and add to sprayer jar. Fill to the 4 gal mark and spray.	1200 sq ft (30 ft x 40 ft)
Hand trigger sprayers	Fill cap to Level 1 two times (2 tsp). Add to 24 oz of water.	Fill cap to Level 2 one time (1 Tbs). Add to 24 oz of water.	Use for spot treatments or single weeds



10 8 15

[Alternative directions for use when measuring cap packaging is not used]

Use the following table to determine the amount of Roundup you need. Close cap tightly after use. No need to rinse.

- 1 teaspoon (tsp)
- 1 Tablespoon (Tbs) = 3 tsp
- 1 fl oz (2 Tbs)
- 2 fl oz (4 Tbs)

APPLICATOR	MIXING INSTRUCTIONS General Weed Control Annuals	MIXING INSTRUCTIONS Tough Weed Control Perennials or Brush Lawn Renovation	AREA TO TREAT
Tank Sprayer	Use 1 1/2 oz (3 Tbs) Roundup in 1 gal of water.	Use 2 1/2 oz (5 Tbs) Roundup in 1 gal of water.	300 sq ft (30 ft x 10 ft)
ORTHO DIAL 'n SPRAY® Hose-End sprayer	Add 1 1/2 oz (3 Tbs) Roundup to sprayer jar. DO NOT ADD WATER. Set dial to 1 1/2 oz and spray.	Add 2 1/2 oz (5 Tbs) Roundup to sprayer jar. DO NOT ADD WATER. Set dial to 2 1/2 oz and spray.	300 sq ft
ORTHO SPRAY-ETTE®	Add 6 oz Roundup to sprayer jar. Fill to the 4 gal mark and spray.	Add 10 oz Roundup to sprayer jar. Fill to the 4 gal mark and spray.	1200 sq ft (30 ft x 40 ft)
Hand trigger sprayers	Use 2 Tsp in 24 oz of water.	Use 1 Tbs in 24 oz of water.	Use for spot treatments or single weeds

This product can be used to refill Roundup Ready-To-Use Weed & Grass Killer.

RE-SEEDING AND REPLANTING IN SPRAYED AREAS

Ornamentals and Flowers - May be reseeded or replanted the next day.

Vegetables - To plant listed vegetables, wait 3 days after spraying, before seeding or transplanting. For tomato transplants or unlisted vegetables, wait 30 days after spraying.

beans
beet greens
broccoli

Brussels sprouts
cabbage
cantaloupe

carrot
cauliflower
casaba melon

celery
chard (Swiss)
chicory

11 9 15

collards	Crenshaw melon	mango melon	rhubarb
corn	cucumber	melons	rutabaga
	eggplant	muskmelon	spinach
	endive	mustard greens	summer squash
	garlic	okra	sweet potato
	gourds	onion	tomatillo
	honeydew melon	rape greens	tomato*
	honey ball melon	parsley	turnip
	horseradish	parsnips	watercress
	Jerusalem	peas	watermelon
	artichoke	pepper	winter squash
	kale	persian melon	yams
	kohlrabi	potato	
	leek	pumpkin	
	lentils	radish	
	lettuce		

***Note:** Tomatoes planted from seed only. Wait 30 days for rooted transplants.


Small Fruits and Berries: The following listed crops may be planted by seed, rooted cutting, or transplant 7 days after spraying Roundup. For unlisted small fruit and berries, wait 30 days after spraying.

Blackberry, black raspberry, blueberry, boysenberry, currant, dewberry, elderberry, gooseberry, huckleberry, loganberry, olallieberry, and red raspberry.

Fruit and Nut Trees, Caneberries or Grapevines: If Roundup is used to control weeds around fruit or nut trees, caneberries or grapevines, allow 21 days before eating the fruits or nuts.

For tropical fruits or special ornamental plants call for specific information 1-800-225-2883

IMPORTANT: Roundup kills all types of plants & grasses whose foliage is contacted by spray (including desirable plants & lawn grasses).



MIXING INSTRUCTIONS**Tank Sprayer** (plastic, aluminum or stainless steel)

- To 1 gal of water add:
 - 1½ fl oz for easy-to-control weeds
 - 2½ fl oz for tough weeds
- Spray evenly over 300 sq ft or spot treat.

[8/28/97 Notification] – OR–

- Add 2 ½ fl oz (5 Tbs) to 1 gal of water
- Spot treat or spray evenly over 300 sq ft.

Ortho® Dial'n Spray®

- Set dial to:
 - 1½ oz for easy-to-control weeds
 - 2½ oz for tough weeds
- To sprayer jar add:
 - 1½ fl oz / 300 sq ft for easy-to-control weeds
 - 2½ fl oz / 300 sq ft for tough weeds
- **DO NOT** add water.
- Spray evenly over measured area.

[8/28/97 Notification] – OR–

- Set dial to 2 ½ oz.
- To sprayer jar add 2 ½ fl oz for each 300 sq ft.
- DO NOT add water
- Spray evenly over measured area

1 Tablespoon (Tbs) = 3 tsp 1 fl oz = 2 Tbs

[8/28/97 Notification] – Optional text for use with 2 ½ oz rate instructions used in above table

For easy to kill weeds such as Crabgrass, Chickweed, Plantain & Spurge, you can use 1 ½ fl oz per gal of water for each 300 sq ft.

Do not apply with a galvanized or unlined steel sprayer; or through any irrigation system.

To clean sprayer after use: rinse sprayer & all sprayer parts with water 3 times. Spray rinse water on bare soil or gravel. After cleaning, sprayer may be used for other products.

HOW TO APPLY

- Spray all foliage of weed. [8/28/97 Notification] or • 'Spray the weeds or grasses you want to kill until thoroughly wet.
- If weed is taller than 5 ft, or is climbing a shrub or tree, cut weed at base & spray its regrowth.
- When spot treating weeds around desirable plants shield plants from drift with a sheet of cardboard or plastic. If desirable plant is accidentally sprayed, rinse off immediately with water.
- [8/28/97 Notification] IMPORTANT: Do not spray plants or grasses you like – they may die too. Not recommended for spot weed control in lawns since Roundup kills lawn grasses.

WHEN TO APPLY

- Apply when weeds are actively growing.
- For best results apply during warm sunny weather (above 60° F) to accelerate systemic movement from foliage to roots.
- Apply when air is calm to prevent drift to desirable plants.
- Roundup is RAIN-PROOF™ in 2 hours. If it rains within 2 hours after application, reapply. [8/28/97 Notification] or • Rain or watering 2 hours after application will not wash away effectiveness.
- Apply when weeds are small & before seedheads have formed. Established weeds may require a repeat application.
- If used to control weeds around fruit or nut trees, caneberries or grapevines, allow 21 days before harvesting.

ADDITIONAL TIPS**For Lawn Replacement**

Use Roundup to kill lawn & weeds before planting a new lawn.

- For best results, apply in Spring or Fall.
- Skip one mowing before spraying.
- Use 2½ fl oz per gal of water for each 300 sq ft.
- Roundup works best when grass is actively growing. If soil is dry water before application & 2 to 3 days after application.
- If green patches remain after 7 days, reapply.
- Wait 7 days after last application to rake, till or replant with seed or sod.

WHEN TO REPLANT

- All ornamental flowers, trees & shrubs may be planted **1 day after** application.
- The following list of fruits, vegetables & herbs may be planted **3 days after** application.

Beans, Beet Greens, Broccoli, Brussels Sprouts, Cabbage, Carrot, Cauliflower, Celery, Chard (Swiss), Chicory, Collards, Corn, Cucumber, Eggplant, Endive, Garlic, Gourds, Horseradish, Jerusalem Artichoke, Kale, Kohlrabi, Leek, Lentils, Lettuce, Melons, Mustard Greens, Okra, Onion, Rape Greens, Parsley, Parsnips, Peas, Pepper, Potato, Pumpkin, Radish, Rhubarb, Rutabaga, Spinach, Squash, Sweet Potato, Tomatillo, Tomato, (by seed), Turnip, Watercress & Yams

- Lawn grasses & the following list of berries may be planted **7 days after** application.

Blackberry, Black Raspberry, Blueberry, Boysenberry, Currant, Dewberry, Elderberry, Gooseberry, Huckleberry, Loganberry, Olallieberry & Red Raspberry

- Tomatoes from transplant & unlisted fruits, vegetables & herbs may be planted **30 days after** application.

HOW IT WORKS

Roundup kills weeds by stopping the production of a substance found only in plants. It enters plants through foliage & moves systemically down to the roots. Any product not absorbed by plants breaks down into natural materials. Roundup will not move in or on the soil to untreated plants. Weeds usually begin to wilt within 2 to 4 days with complete kill in 1 to 2 weeks.

STORAGE AND DISPOSAL

STORAGE: Store this product only in its original container and in a secured storage area. Protect container from freezing. **DISPOSAL:** Securely wrap partially filled or empty container in several layers of newspaper and discard in trash. Do not reuse container. **SPILL OR LEAK:** In case of spill or leak, soak up spill with paper towels and discard in trash.

PRECAUTIONARY STATEMENTS

Hazards to Humans & Domestic Animals

CAUTION: Causes eye irritation. Avoid contact with eyes or clothing. Wash thoroughly with soap and water after handling.

[Reentry icon] People and pets may enter treated areas after spray has dried.

FIRST AID: IF IN EYES: Flush eyes with a plenty of water. Get medical attention if irritation persists.

Note to Physicians: Emergency Information call 1-800-454-2333

Environmental Hazards

Do not apply directly to water. Do not contaminate water when disposing of equipment washwaters.

NOTICE: BUYER ASSUMES ALL RESPONSIBILITY FOR SAFETY AND USE NOT IN ACCORDANCE WITH DIRECTIONS.

This product is protected by U.S. Patent No. 4,405,531. Other patents pending. No license granted under any non-U.S. patent(s).

REFORMULATION OR REPACKAGING FOR SALE IS PROHIBITED



Medical Information call 1-800-454-2333

Product Information call 1-800-225-2883 [8/28/97 Notification] or

<http://www.roundup.com>

® TMTrademark of Monsanto Company

©MONSANTO COMPANY 1996

Manufactured for The SOLARIS Group of Monsanto Company

P.O. Box 5008

San Ramon CA 94583-0808

Form xxxxx

EPA Reg. No. 239-2654

EPA Est. 239-IA-3¹, 524-LA-1^L, 56100-LA-1^G

Superscript is first letter of lot number

Made in USA

Solaris®