

PM 25

239-2653

11-24-97

10413

Please read instructions on reverse before completing form.

Form Approved. OMB No. 2070-0060. Approval expires 05-31-98



United States
Environmental Protection Agency
Washington, DC 20460

<input type="checkbox"/>	Registration
<input type="checkbox"/>	Amendment
<input checked="" type="checkbox"/>	Other

OPP Identifier Number
254192

Application for Pesticide - Section I

1. Company/Product Number 239-2653	2. EPA Product Manager James A. Tompkins	3. Proposed Classification <input checked="" type="checkbox"/> None <input type="checkbox"/> Restricted
4. Company/Product (Name) Roundup Rainfast Concentrate Weed & Grass Killer	PM# 25	
5. Name and Address of Applicant (Include ZIP Code) The Solaris Group of Monsanto P.O. Box 5006 San Ramon, Ca 94593-0906 <input type="checkbox"/> Check if this is a new address	6. Expedited Review. In accordance with FIFRA Section 3(c)(3) (b)(i), my product is similar or identical in composition and labeling to: EPA Reg. No. _____ Product Name _____	

Section - II

<input type="checkbox"/> Amendment - Explain below.	<input type="checkbox"/> Final printed labels in response to Agency letter dated _____	NOTIFICATION NOV 24 1997
<input type="checkbox"/> Resubmission in response to Agency letter dated _____	<input type="checkbox"/> "Me Too" Application.	
<input checked="" type="checkbox"/> Notification - Explain below.	<input type="checkbox"/> Other - Explain below.	

Explanation: Use additional page(s) if necessary. (For section I and Section II.)
Notification: To add additional front label claims and sales copy. "This notification is consistent with the provisions of PR Notice 95-2 and EPA regulations at 40 CFR 152.46, and no other changes have been made to the labeling or the confidential statement of formula of this product".

Section - III

1. Material This Product Will Be Packaged In:				2. Type of Container	
Child-Resistant Packaging <input type="checkbox"/> Yes* <input type="checkbox"/> No	Unit Packaging <input type="checkbox"/> Yes <input type="checkbox"/> No	Water Soluble Packaging <input type="checkbox"/> Yes <input type="checkbox"/> No		<input type="checkbox"/> Metal	<input type="checkbox"/> Plastic
* Certification must be submitted		If "Yes" Unit Packaging wgt. No. per container	If "Yes" Package wgt. No. per container	<input type="checkbox"/> Glass	<input type="checkbox"/> Paper
3. Location of Net Contents Information <input type="checkbox"/> Label <input type="checkbox"/> Container		4. Size(s) Retail Container		5. Location of Label Directions <input type="checkbox"/> On Label <input type="checkbox"/> On Labeling accompanying product	
6. Manner in Which Label is Affixed to Product <input type="checkbox"/> Lithograph <input type="checkbox"/> Paper glued <input type="checkbox"/> Stenciled				<input type="checkbox"/> Other _____	

Section - IV

1. Contact Point (Complete items directly below for identification of individual to be contacted, if necessary, to process this application.)		
Name Stephen R. Cornes	Title Registration Specialist	Telephone No. (Include Area Code) 516 355-3336
2. Signature 		6. Date Application Received (Stamped)
3. Title Registration Specialist		
4. Typed Name Stephen Cornes		
5. Date 11/11/97		

Roundup® Rainfast Concentrate Weed & Grass Killer
ABN: Roundup Concentrate Weed & Grass Killer 1

NOTIFICATION

2913

NOV 24 1997

NEW! MEASURING CAP AND POUR SPOUT INCLUDED

NEW! LARGER SIZE Covers xx sq ft

Now easier to measure and pour. Child Resistant Cap

Kills the root so weeds don't come back. No root. No weed. No problem.

Built-in measuring cap, No odor, Water - based formula

Mix with water to make up to 10 / 21 gallons of spray solution [1.58 L = 17 gal/5000 sq ft, 1/2 gal = 21 gal/ 6300 sq ft, 16 fl oz = 5 gal / 1500 sq ft]varies with qt / gal container size]

Makes up to 21/17/10/5 Gallons, Covers up to 6,300/5,100/3,000/1,500 sq ft (depending on product container size 1/2 gal/ 53 oz/ 32 oz/16 oz)

Kills the root

Covers up to 300 sq ft per gallon of spray, 75 sq ft per qt, 55 sq ft per 24 oz

Does not have soil activity, Controls existing weeds, is not a preemergent

Kills unwanted weeds and grasses, roots and all, kills to the root, kills weeds roots and all

Use in / Apply with a BIG SHOT™ Multi-Purpose Sprayer or other tank sprayer, ORTHO® DIAL 'n SPRAY®, ORTHO SPRAY-ETTE® or other ORTHO hose-end sprayers

Use to prepare sites for large plantings, for planting flower beds, for planting fruit trees, ornamentals, vegetables, garden sites and to renovate lawns

[10/20/97 Notification] Free Roundup Sample !

Roundup kills weeds in – Patios – Driveways – Sidewalks – Gardens and other non-lawn areas.

Save Up To \$(X) On Your Next Purchases. Free Weed Guide Inside

[10/23/97 Notification] Roundup kills weeds & grasses in – Patios – Driveways – Sidewalks – Gardens and other non-lawn areas.

[11/11/97 Notification] FREE Schultz Plant Food Plus with this purchase of Roundup concentrate Quart, Weed Control Guide Inside, Save Up To \$(x) On Next Purchases!

Can be used for habitat restoration, controlling exotic vegetation, and for site preparation of wildlife food plots.

Apply Roundup, rainfast starts working immediately.

Guaranteed same effective results even if it rains within hours

New formulation enters the plant within one hour, won't wash off

Quick uptake, eliminates weather concerns, Rainfast in hours - enters the plant on contact

Won't wash off New and Improved Formulation -Now Rainfast - Fast Uptake

Won't wash away - Rain - proof in two hours for control that doesn't wash away

Works first time, every time Kills the weed you see and the root you don't

Approved for most/ many lawn and garden uses

Kills over 100 weeds

Can be used around small fruits and vegetables

Kills / spray weeds in flower beds and around fences, trees, shrubs, driveways, walkways and shrubs, in and around fences, patios, paths, sidewalk cracks, walkways,

Economical- mix 6 to 12 tablespoons (3 - 6 oz) per gallon, Concentrated For Extra Value

Satisfaction guaranteed or your money back with proof of purchase

Use to refill Roundup Ready-To-Use

For General Weed Control - Kills Weeds And Grasses In 2 To 4 Weeks - Roots & All

New, Improved Formula Completely kills even the toughest weeds and grasses,

Multipurpose Grass & Broadleaf Weed Control

Visible Results In 2 to 4 Days Can Reseed or Sod Lawns 7 Days After Treatment

Lawns and gardens can be reseeded or planted soon after treatment.

Ornamental gardens can be reseeded or planted 1 day after treatment

KEEP OUT OF REACH OF CHILDREN

30/13

CAUTION Read precautions and directions on back label.
See back panel booklet for additional precautionary statements

Active Ingredient

Glyphosate..... 18.0%

Inert Ingredients 82.0%

Net 16 fl oz (1 pt) 473 mL, 32 fl oz (1 qt) 946mL, 53.7 fl oz (.42gal) 1.5 L,
64 fl oz (1/2 gal) 1.89L 128 fl oz (1 gal) 3.7 L


Roundup® Rainfast Concentrate Weed & Grass Killer1 PULL HERE TO OPEN LABEL

Roundup® Rainfast Concentrate once it enters the plant, it won't wash off, killing almost all annual and perennial weeds, grasses and other unwanted plants. [Alternative text] Roundup® Concentrate kills almost all weeds, grasses and other unwanted plants. Once it enters the plant, it is rainproof within two hours and won't wash off. Mix Roundup with water and use on driveways and walkways, or around fences, trees, flower beds, shrubs, gardens, fruit trees and other areas in your yard. Roundup can also be used for large jobs such as lawn renovation, vegetable and flower garden preparation. Roundup kills weeds by stopping the production of a substance found only in plants. Any Roundup not absorbed by the plant breaks down into natural materials. Roundup will not move in or on the soil to untreated plants. Visible effects are gradual wilting and yellowing advancing to complete browning and root destruction.

"Alternate text on how Roundup works and Product Fact Table".

HOW IT WORKS

Roundup kills weeds by stopping the production of a substance found only in plants. It enters plants through foliage & moves systemically down to the roots. Any product not absorbed by plants breaks down into natural materials. Roundup will not move in or on the soil to untreated plants. Weeds usually begin to wilt within 2 to 4 days with complete kill in 1 to 2 weeks.

Product Facts	
Treats up to 1,500 sq ft (approx. size of ¾ tennis courts) [Pint]	
Treats up to 3,000 sq ft (approx. size of 1½ tennis courts) [Quart]	
Treats up to 5,100 sq ft (approx. size of 2½ tennis courts) [53 oz]	
Treats up to 6,300 sq ft (approx. size of 3 tennis courts) [1/2 gal]	
KILLS WEEDS [Illustrate grassy, broadleaf and woody weeds]	
ALL TYPES OF WEEDS & GRASSES	
WHERE TO USE	<ul style="list-style-type: none"> • On patios, walkways or driveways • Around fruits, vegetables, flowers, shrubs or trees • Along fences • In large areas - For lawn replacement - For garden plot preparation
AMOUNT TO USE	For best results - 6 fl oz (12 Tbs) per gal of water
	Product Info Call 1-800-225-2883 http://www.roundup.com Medical Info Call 1-800-454-2333

Used by American Zoo and Aquarium Association member zoos to effectively control weeds.

Recommended to zoos everywhere by the American Zoo and Aquarium Association for the control of weeds.

Peel open for use directions and further information

OPEN Resealable Label for Directions & Precautions, Press To Reseal

PRESS HERE TO RESEAL


CAUTION: Causes eye irritation. Avoid contact with eyes or clothing.

SEE ADDITIONAL PRECAUTIONARY STATEMENTS AND DIRECTIONS INSIDE BOOKLET.

CONTROLS WEEDS AND GRASSES INCLUDING:

General Weed Control (Annuals)

- | | | | |
|-------------------|---------------------|------------------|------------------|
| Annual Ryegrass | Dog Fennel | London Rocket | Shepherdspurse |
| Annual Bluegrass | Evening Primrose | Maiden Cane | Smooth Cat's Ear |
| Barnyardgrass | False Dandelion | Mallow | Smooth Pigweed |
| Beggarweed | Fiddleneck | Mayweed | Sowthistle |
| Black Medic | Fall Panicum | Mouseear | Spotted Spurge |
| Blue Toadflax | Field Pennycress | Chickweed | Tansy Ragwort |
| Brassbuttons | Field Sandbur | Oxalis | Tansy Mustard |
| Blue Mustard | Filaree | Pennsylvania | Teaweed |
| Buttercup | Florida Pusley | Smartweed | Texas Panicum |
| Bromegrass | Foxtail | Prickly Lettuce | Tumble Mustard |
| Bur Clover | Goosegrass | Prostrate Spurge | Sprangletop |
| Chickweed | Garden Spurge | Puncture Vine | Witchgrass |
| Common Groundsel | Horseweed/marestail | Redroot Pigweed | Wild Mustard |
| Common Plantain | | Sandspur | |
| Crabgrass | Henbit | | |
| Creeping | Knotweed | | |
| Beggarweed | Lambsquarters | | |
| Diffuse Lovegrass | Little Bitter Cress | | |




50413

Tough Weed Control (Perennials, Brush)

- | | | | |
|--------------------|--------------------|--------------------|--------------------|
| Alder | Ceanothus | Kudzu | Quackgrass |
| Artichoke Thistle | Cogongrass | Multiflora Rose | Ragweed |
| Bahiagrass | Goyote Brush | Nimblewill | Raspberry |
| Bentgrass | Elderberry | Nutsedge | Red Clover |
| Bermudagrass | False Dandelion | Oak species | Smooth |
| Blackberries | Fescue species | Oldenlandia | Bromegrass |
| Broadleaf Plantain | Field Bindweed | Orchardgrass | St. Augustinegrass |
| Canada Thistle | (Wild | Oxalis | Sumac |
| Cherry species | Morningglory) | Pennywort | Tall Fescue |
| Common Ragweed | Honeysuckle | Perennial Ryegrass | Timothy |
| Creeping Bentgrass | Horseradish | Poison Hemlock | Torpedograss |
| Creeping Charlie | Kikuyugrass | Quaking Aspen | Trumpetcreeper |
| Curly dock | Milkweed | Pampasgrass | Vaseygrass |
| Dandelion | Knapweed | Wild Sweet Potato | Virginia Creeper |
| Dallisgrass | Guineagrass | Wild Oats | White Clover |
| Dewberry | Horsenettle | Virginia Creeper | Whiteweed |
| Common Mullein | Iceplant | Poison Oak | Wild Barley |
| Cattail | Lantana | Poison Ivy | Willow |
| Cocklebur | Nightshade, | Primrose | Yellow Starthistle |
| | silverleaf | Purple Nutsedge | Yellow Nutgrass |
| | Johnsongrass | | Zoysia |
| | Kentucky Bluegrass | | |

☎ For additional weeds controlled by this product call 1-800-225-2883.



DIRECTIONS FOR USE

It is a violation of Federal law to use this product in a manner inconsistent with its labeling. **READ ENTIRE LABEL. USE ONLY ACCORDING TO LABEL DIRECTIONS OBSERVING ALL PRECAUTIONS.**

WHEN TO USE

Use anytime weeds and grasses are actively growing. Most treated weeds usually show initial symptoms within 2 to 4 days and complete kill in 1 to 2 weeks. Roundup works best in warm sunny weather with daytime temperature above 60° F. For best results, apply when weeds are small and before seedheads have formed. Reapply, if it rains within 1 to 2 hours / soon after application. If hard-to-control weeds are not killed within 4 weeks, reapply.

WHERE TO USE

For General Weed Control: Use along fences, paths, patios, sidewalks and driveways, around trees, shrubs, and ornamental plantings and flower beds, around buildings, and in brick and gravel walkways. Use to trim and edge landscape areas. Do **NOT** use for spot weed control in lawns since Roundup kills all green plants, including lawn grass.

For Spot Spraying: Use on actively growing weeds in and around flower beds, ornamental trees, fruit and nut trees, grapevines, shrubs, fences, driveways and walkways. Spray when air is calm. Make sure Roundup does not contact the leaves, green stems, or exposed roots of plants you don't want to kill. If necessary, use cardboard or plastic to shield plants. Roundup will not move in or on the soil to untreated plants. If Roundup is used to control weeds around fruit or nut trees or grapevines, allow 21 days before eating the fruit or nuts.

For Landscaping: Use to prepare areas for planting of ornamentals, trees, shrubs, desert landscapes, rock gardens, flower beds or similar plantings. Treated areas can be replanted 1 day after treatment.

For Wildlife Areas: Use to prepare areas for planting wildlife food. Exotic or undesirable plants can be controlled to allow for planting or recovery of native plant species. Spot treatments can be made to selectively remove unwanted plants. Be careful to keep spray off desirable plants.

For Lawn Renovation:

- Use Roundup to kill existing weeds and grasses including the old lawn.
- For best results, apply in Spring or Fall, when daytime temperatures are at least 60° F.
- Under dry conditions, water lawn every other day for a week before using Roundup
- Do not mow for 7 days before or after treatment.
- After 7 days, prepare the soil for planting by raking or rototilling the lawn.
- Rake up and remove loosened thatch or debris.
- Mix in starter fertilizer and other amendments, if needed. Level the soil.
- Apply seed according to directions on seed package, or install sod. Grass seed must have a good contact with soil to germinate and grow.
- Keep area moist for 2 weeks, to establish new lawn, then water as needed.

For Brush Control: Use when brush is green and growing. If plants are taller than 5 feet, cut back and spray regrowth. Brush sprayed in the fall may not be fully controlled until the following season. Hard-to-control species such as Blackberry, Kudzu, or Poison Oak may require a second application.

STUMP TREATMENT

Stumps can be treated to prevent regrowth. For best results, treat when the vegetation is actively growing and within 5 minutes of being cut down.

- Cut the stump close to the soil surface.
- Drive 4-5 nail holes into the stump.
- Flood the stump with undiluted product.

This treatment will control or suppress many types of woody brush and trees, such as alder, bluegum eucalyptus, madrone, oak, giant reed, saltcedar, sweetgum, and tan oak.

HOW TO USE

IMPORTANT: Roundup is an all-purpose weed and grass killer which will kill almost all plants contacted. If necessary, use cardboard or plastic to shield desirable plants. If plants are accidentally sprayed, rinse off immediately with water. Spray when air is calm. Spray to evenly wet the weed.

To apply this product use


- Plastic, aluminum or stainless steel tank sprayer
- ORTHO DIAL' n SPRAY®
- ORTHO SPRAY-ETTE®
- Other hose-end sprayer recommended for weed killers
- Hand-trigger sprayer

Do not use or store solutions of this product in galvanized steel or unlined steel sprayers, or apply through any type of irrigation system or with a sprinkling can.

OR

Do not apply with a galvanized or unlined steel sprayer, or through any irrigation system.

To clean sprayer after use: Rinse sprayer and/& all sprayer parts with water 3 times. Spray rinse water on bare soil or gravel. After cleaning, sprayer may be used to apply/for other products.



Measuring Cap: To open, squeeze cap sides at the points indicated while unscrewing. The measuring cap has four levels indicated inside. The following table and the measuring cap should be used to determine the amount of Roundup you need. Close cap tightly after use. No need to rinse.

- Level 1 = 1 teaspoon (tsp)
- Level 2 = 1 Tablespoon (Tbs) = 3 tsp
- Level 3 = 1 fl oz (2 Tbs)
- Level 4 = 2 fl oz (4 Tbs)

APPLICATOR	MIXING INSTRUCTIONS General Weed Control Annuals	MIXING INSTRUCTIONS Tough Weed Control Perennials or Brush Lawn Renovation	AREA TO TREAT
Tank Sprayer	Fill cap to Level 3 three times (6 Tbs). Add to 1 gallon of water.	Fill cap to Level 4 three times (12 Tbs). Add to 1 gallon of water.	300 sq ft (30 ft x 10 ft)
ORTHO DIAL 'n SPRAY® Hose- End sprayer	Fill cap to Level 3 three times (6 Tbs) and add to sprayer jar. DO NOT ADD WATER. Set dial to 3 oz and spray.	Fill cap to Level 4 three times (12 Tbs) and add to sprayer jar. DO NOT ADD WATER. Set dial to 5 oz and spray.	300 sq ft
ORTHO SPRAY-ETTE®	Fill cap to Level 4 six times (12 oz) and add to sprayer jar. Fill to the 4 gallon mark and spray.	Fill cap to Level 4 ten times (20 oz) and add to sprayer jar. Fill to the 4 gal mark and spray.	1200 sq ft (30 ft x 40 ft)
Hand trigger sprayers	Fill cap to Level 1 four times (4 tsp). Add to 24 oz of water.	Fill cap to Level 2 three time (3 Tbs). Add to 24 oz of water.	Use for spot treatments or single weeds

[Alternative directions for use when measuring cap packaging is not used]

Use the following table to determine the amount of Roundup you need. Close cap tightly after use. No need to rinse.

- 1 teaspoon (tsp)
- 1 Tablespoon (Tbs) = 3 tsp
- 1 fl oz (2 Tbs)
- 2 fl oz (4 Tbs)

APPLICATOR	MIXING INSTRUCTIONS General Weed Control Annuals	MIXING INSTRUCTIONS Hard-To-Control Weeds, Brush or Lawn Renovation	AREA TO TREAT
Tank Sprayer	Use 3 oz (6 Tbs) Roundup in 1 gal of water.	Use 6oz (12 Tbs) Roundup in 1 gal of water.	300 sq ft (30 ft x 10 ft)
ORTHO DIAL 'n SPRAY® Hose-End sprayer	Add 3 oz (6 Tbs) Roundup to sprayer jar. DO NOT ADD WATER. Set dial to 3 oz and spray.	Add 6 oz (12 Tbs) Roundup to sprayer jar. DO NOT ADD WATER. Set dial to 5 oz and spray.	300 sq ft
ORTHO SPRAY-ETTE®	Add 12 oz Roundup to sprayer jar. Fill to the 4 gal mark and spray.	Add 20 oz Roundup to sprayer jar. Fill to the 4 gal mark and spray.	1200 sq ft (30 ft x 40 ft)
Hand trigger sprayers	Use 4 tsp in 24 oz of water.	Use 3 Tbs in 24 oz of water.	Use for spot treatments or single weeds

This product can be used to refill Roundup Ready-To-Use Weed & Grass Killer.

This product can be used to refill Roundup Ready-To-Use Weed & Grass Killer, following mixing directions on the Roundup Ready-To-Use bottle.

For best results after mixing with water, use within 2 weeks.

"Alternate mixing instruction table reformated for smaller label"

MIXING INSTRUCTIONS
Tank Sprayer (plastic, aluminum or stainless steel) <ul style="list-style-type: none"> • Add 6 fl oz (12 Tbs) to 1 gal of water. • Spot treat of spray evenly over 300 sq ft
Ortho® Dial'n Spray® <ul style="list-style-type: none"> • Set dial to 5 oz • To sprayer jar add 6 fl oz / 300 sq ft • DO NOT add water. • Spray evenly over measured area.

1 Tablespoon (Tbs) = 3 teaspoons (tsp) 1 fl oz = 2 Tbs

For easy to kill weeds such as Crabgrass, Chickweed, Plantain & Spurge 3 fl oz per gal for each 300 sq ft can be used.

"Alternate instructions for How & When to use product."

HOW TO APPLY

- Spray the weeds or grasses you want to kill until thoroughly wet.

10/13

- If weed is taller than 5 ft, or is climbing a shrub or tree, cut weed at base & spray its regrowth.
 - When spot treating weeds around desirable plants shield plants from drift with a sheet of cardboard or plastic. If desirable plant is accidentally sprayed, rinse off immediately with water.
- IMPORTANT:** Do not spray plants or grasses you like - they may die too. Not recommended for spot weed control in lawns since Roundup kills lawn grasses.

WHEN TO APPLY

- Apply when weeds are actively growing.
- For best results apply during warm sunny weather (above 60° F) to accelerate systemic movement from foliage to roots.
- Apply when air is calm to prevent drift to desirable plants.
- Rain or watering 2 hours after application will not wash away effectiveness.
- Apply when weeds are small & before seedheads have formed. Established weeds may require a repeat application.
- If used to control weeds around fruit or nut trees, caneberrries or grapevines, allow 21 days before harvesting.

ADDITIONAL TIPS

For Lawn Replacement

Use Roundup to kill lawn & weeds before planting a new lawn.

- Skip one mowing before spraying.
- Roundup works best when grass is actively growing. If soil is dry water before application & 2 to 3 days after application.
- If green patches remain after 7 days, reapply.
- Wait 7 days after last application to rake, till or replant with seed or sod.

RE-SEEDING AND REPLANTING IN SPRAYED AREAS

Ornamentals and Flowers - May be reseeded or replanted the next day.

Vegetables - To plant listed vegetables, wait 3 days after spraying, before seeding or transplanting. For tomato transplants or unlisted vegetables, wait 30 days after spraying.

beans	Crenshaw melon	mango melon	rhubarb
beet greens	cucumber	melons	rutabaga
broccoli	eggplant	muskmelon	spinach
Brussels sprouts	endive	mustard greens	summer squash
cabbage	garlic	okra	sweet potato
cantaloupe	gourds	onion	tomatillo
carrot	honeydew melon	rape greens	tomato*
cauliflower	honey ball melon	parsley	tumip
casaba melon	horseradish	parsnips	watercress
celery	Jerusalem artichoke	peas	watermelon
chard (Swiss)	kale	pepper	winter squash
chicory	kohlrabi	persian melon	yams
collards	leek	potato	
corn	lentils	pumpkin	
	lettuce	radish	

***Note:** Tomatoes planted from seed only. Wait 30 days for rooted transplants.

Small Fruits and Berries: The following listed crops may be planted by seed, rooted cutting, or transplant 7 days after spraying Roundup. For unlisted small fruit and berries, wait 30 days after spraying.

Blackberry, black raspberry, blueberry, boysenberry, currant, dewberry, elderberry, gooseberry, huckleberry, loganberry, olallieberry, and red raspberry.

Fruit and Nut Trees, Caneberries or Grapevines: If Roundup is used to control weeds around fruit or nut trees, caneberries or grapevines, allow 21 days before eating the fruits or nuts.

For tropical fruits or special ornamental plants call for specific information 1-800-225-2883
For tropical fruits, special ornamental plants or specific weeds controlled by this product call 1-800-225-2883.

"Alternate replanting instructions text."

WHEN TO REPLANT

- All ornamental flowers, trees & shrubs may be planted **1 day after** application.
- The following list of fruits, vegetables & herbs may be planted **3 days after** application.
Beans, Beet Greens, Broccoli, Brussels Sprouts, Cabbage, Carrot, Cauliflower, Celery, Chard (Swiss), Chicory, Collards, Corn, Cucumber, Eggplant, Endive, Garlic, Gourds, Horseradish, Jerusalem Artichoke, Kale, Kohlrabi, Leek, Lentils, Lettuce, Melons, Mustard Greens, Okra, Onion, Rape Greens, Parsley, Parsnips, Peas, Pepper, Potato, Pumpkin, Radish, Rhubarb, Rutabaga, Spinach, Squash, Sweet Potato, Tomatillo, Tomato (by seed), Turnip, Watercress & Yams
- Lawn grasses & the following list of berries may be planted **7 days after** application.
Blackberry, Black Raspberry, Blueberry, Boysenberry, Currant, Dewberry, Elderberry, Gooseberry, Huckleberry, Loganberry, Olallieberry & Red Raspberry
- Tomatoes from transplant & unlisted fruits, vegetables & herbs may be planted **30 days after**

Text to be used only for 7 fl oz Sample Bottle

Version 1:

Mix with water to make one Gallon of Spray
 COVERS UP TO 300 SQ FT
 FREE SAMPLE
 SAMPLE NOT FOR SALE

NET 7 FL OZ

To make 1 gallon of spray, pour entire contents (7 fl oz) into sprayer. Slowly add 1 gallon of clean tap water.

PEEL HERE

See mixing instructions on outside of booklet.

Version 2:

Mix with water to make two Gallons of Spray

120413

COVERS UP TO 600 SQ FT
RAIN-PROOF™ IN TWO HOURS
SAMPLE NOT FOR SALE
NET 7 FL OZ

To make 2 gallons of spray, pour entire contents (7 fl oz) into sprayer. Slowly add 2 gallons of clean tap water.

PEEL HERE

See mixing instructions on outside of booklet.

Version 3:

FREE REFILL
Mix with water to make one Gallon of Spray
COVERS UP TO 300 SQ FT
SAMPLE NOT FOR SALE
NET 7 FL OZ

Use to refill 1 gallon Roundup Ready-To-Use Weed & Grass Killer container.

PEEL HERE

To refill empty 1 gallon Roundup® Ready-To-Use Weed & Grass Killer: Add entire contents (7 fl oz) to empty container, then slowly add 1 gallon of clean tap water.

For use directions see Roundup Ready-To-Use Weed & Grass Killer container.

STORAGE AND DISPOSAL

STORAGE: Store this product only in its original container and in a secured storage area. Protect container from freezing. **DISPOSAL:** Securely wrap partially filled or empty container in several layers of newspaper and discard in trash. Do not reuse container. **SPILL OR LEAK:** In case of spill or leak, soak up spill with paper towels and discard in trash.

**PRECAUTIONARY STATEMENTS
Hazards to Humans & Domestic Animals**

CAUTION: Causes eye irritation. Avoid contact with eyes or clothing. Wash thoroughly with soap and water after handling.

[Reentry icon] People and pets may enter treated areas after spray has dried.

FIRST AID: IF IN EYES: Flush eyes with a plenty of water. Get medical attention if irritation persists.

Note to Physicians: Emergency Information call 1-800-454-2333

Environmental Hazards

Do not apply directly to water. Do not contaminate water when disposing of equipment washwaters.

NOTICE: BUYER ASSUMES ALL RESPONSIBILITY FOR SAFETY AND USE, NOT IN ACCORDANCE WITH DIRECTIONS.

This product is protected by U.S. Patent No. 4,405,531. Other patents pending. No license granted under any non-U.S. patent(s).

REFORMULATION OR REPACKAGING FOR SALE IS PROHIBITED

13043

☎ **Medical Information call 1-800-454-2333**
Product Information call 1-800-225-2883
<http://www.roundup.com> (alternate location)

® , ™ Trademarks of Monsanto Company
©MONSANTO COMPANY 1996
Manufactured for The SOLARIS Group of Monsanto Company
P.O. Box 5008
San Ramon CA 94583-0808
Form 7-894-03
EPA Reg. No. 239-2653
EPA Est. 239-IA-3¹, 524-LA-1^L, 56100-LA-1^G
Superscript is first letter of lot number
Solaris®
Made in USA