

PM 25

239-2653

1/23/97

Page 1 of 5

Please read instructions on reverse before completing form.

Form Approved. OMB No. 2070-0060. Approval expires 05-31-98

 United States Environmental Protection Agency Washington, DC 20460	<input type="checkbox"/> Registration <input checked="" type="checkbox"/> Amendment <input type="checkbox"/> Other	OPP Identifier Number 251514
---	---	--

Application for Pesticide - Section I

1. Company/Product Number 239-2653	2. EPA Product Manager R. Taylor	3. Proposed Classification <input checked="" type="checkbox"/> None <input type="checkbox"/> Restricted
4. Company/Product (Name) Roundup Rainfast Concentrate Weed & Grass K	PM# 25	
5. Name and Address of Applicant (Include ZIP Code) The SOLARIS Group of Monsanto Company P. O. Box 5006 San Ramon, CA 94583-0906 <input type="checkbox"/> Check if this is a new address	6. Expedited Review. In accordance with FIFRA Section 3(c)(3)(b)(i), my product is similar or identical in composition and labeling to: EPA Reg. No. _____ Product Name _____	

Section - II

<input type="checkbox"/> Amendment - Explain below.	<input type="checkbox"/> Final printed labels in response to Agency letter dated _____
<input type="checkbox"/> Resubmission in response to Agency letter dated _____	<input type="checkbox"/> "Me Too" Application.
<input checked="" type="checkbox"/> Notification - Explain below.	<input type="checkbox"/> Other - Explain below.

NOTIFICATION
JAN 23 1997


Explanation: Use additional page(s) if necessary. (For section I and Section II.)

NOTIFICATION
 To add submit final labels which illustrate the following changes: additional front panel text - "Rain-Proof in two hours for control that doesn't wash away", additional advisory text - " For best results after mixing with water, use within 2 weeks." and " For tropical fruits, special ornamental plants, or specific weeds controlled by this product call 1-800-225-2653." Final labels illustrate these changes Form 9-124-01

Section - III

1. Material This Product Will Be Packaged In:				2. Type of Container	
Child-Resistant Packaging <input type="checkbox"/> Yes* <input type="checkbox"/> No	Unit Packaging <input type="checkbox"/> Yes <input type="checkbox"/> No	Water Soluble Packaging <input type="checkbox"/> Yes <input type="checkbox"/> No	<input type="checkbox"/> Metal <input type="checkbox"/> Plastic <input type="checkbox"/> Glass <input type="checkbox"/> Paper <input type="checkbox"/> Other (Specify) _____		
* Certification must be submitted		If "Yes" Unit Packaging wgt. No. per container	If "Yes" Package wgt No. per container		
3. Location of Net Contents Information <input type="checkbox"/> Label <input type="checkbox"/> Container		4. Size(s) Retail Container		5. Location of Label Directions <input type="checkbox"/> On Label <input type="checkbox"/> On Labeling accompanying product	
6. Manner in Which Label is Affixed to Product <input type="checkbox"/> Lithograph <input type="checkbox"/> Paper glued <input type="checkbox"/> Stenciled			<input type="checkbox"/> Other _____		

Section - IV

1. Contact Point (Complete items directly below for identification of individual to be contacted, if necessary, to process this application.)			
Name Katherine A. Buteau	Title Registration Specialist	Telephone No. (Include Area Code) (510) 355-3339	
Certification I certify that the statements I have made on this form and all attachments thereto are true, accurate and complete. I acknowledge that any knowingly false or misleading statement may be punishable by fine or imprisonment or both under applicable law.			6. Date Application Received (Stamped)
2. Signature 		3. Title Registration Specialist	
4. Typed Name Katherine A. Buteau		5. Date December 24, 1996	

295

Makes up to
10 Gallons,
Covers up to
3,000 sq ft


RAIN-PROOF IN TWO HOURS
FOR CONTROL THAT DOESN'T WASH AWAY

Kills The Root

Roundup®
WEED & GRASS KILLER,
Concentrate

KEEP OUT OF REACH OF CHILDREN


CAUTION See back panel booklet for
additional precautionary statements.
NET 32 FL. OZ (1 QT)

ACTIVE INGREDIENT:
Glyphosate, N-(phosphonomethyl)
glycine in the form of its
isopropylamine salt 18.0%
Inert ingredients 82.0%



9 1284 6

NOTIFICATION
JAN 23 1997



395

RESEEDING AND REPLANTING IN SPRAYED AREAS

Ornamentals and Flowers: May be reseeded or replanted the next day.

Vegetables: To plant listed vegetables, wait 3 days after spraying, before seeding or transplanting. For tomato transplants or unlisted vegetables, wait 30 days after spraying.

Beans	Corn	Lettuce	Radish
Beet Greens	Cucumber	Melons	Rhubarb
Broccoli	Eggplant	Mustard Greens	Rutabaga
Brussels Sprouts	Endive	Okra	Spinach
Cabbage	Garlic	Onion	Summer Squash
Cantaloupe	Horse radish	Rape Greens	Sweet Potato
Carrot	Jicama	Parsley	Tomato
Cauliflower	Artichoke	Parsnips	Tomato*
Celery	Kale	Peas	Tump
Chard (Swiss)	Kohlrabi	Poppers	Watercress
Chicory	Leek	Potato	Winter Squash
Collards	Lentils	Pumpkin	Yams

*Note: Tomatoes planted from seed only. Wait 30 days for rooted transplants.

Small Fruits and Berries: The following listed crops may be planted (by seed, rooted cutting, or transplant) 7 days after spraying Roundup. For unlisted small fruits and berries, wait 30 days after spraying.

Blackberry, Black Raspberry, Blueberry, Boysenberry, Currant, Dewberry, Elderberry, Gooseberry, Huckleberry, Loganberry, Orialieberry, and Red Raspberry.

Fruit and Nut Trees, Capeberries or Grapevines: If Roundup is used to control weeds around fruit or nut trees, capeberries or grapevines, allow 21 days before eating the fruits or nuts.

For tropical fruits, special ornamental plants, or specific weeds controlled by this product call 1-800-225-2883.

FOR REFILLING DIRECTIONS

This product can be used to refill Roundup Ready-to-Use Weed & Grass Killer, following mixing directions on the Roundup Ready-to-Use bottle.

**Used by American Zoo and Aquarium Association
Member Zoos to Effectively Control Weeds**

PULL HERE
TO OPEN
LABEL

Roundup® Concentrate Weed & Grass Killer

Roundup Concentrate kills almost all weeds, grasses and other unwanted plants. Once it enters the plant, it is rainproof within two hours and won't wash off. Mix Roundup with water and use on driveways and walkways, or around fences, trees, flower beds, shrubs, gardens, fruit trees and other areas in your yard. Roundup can also be used for large jobs such as lawn renovation, vegetable and flower garden preparation. Roundup kills weeds by stopping the production of a substance found only in plants. Any Roundup not absorbed by the plant breaks down into natural materials. Roundup will not move in or on the soil to untreated plants. Visible effects are gradual wilting and yellowing advancing to complete browning and root destruction.

Peel open for use directions and further information




**Medical Information call 1-800-454-2333
Product Information call 1-800-225-2883**

CAUTION: Causes eye irritation. Avoid contact with eyes or clothing. SEE ADDITIONAL PRECAUTIONARY STATEMENTS AND DIRECTIONS INSIDE BOOKLET.

PRESS TO RESEAL

This product is protected by U.S. Patent No. 4,405,531.
Other patents pending.
No license granted under any non-U.S. patent(s).
REFORMULATION OR REPACKAGING
FOR SALE IS PROHIBITED

Manufactured for
The SOLARIS Group of Monsanto Company
P.O. Box 5008 San Ramon CA 94583-0808
Form 0-124-01
EPA Reg. No. 239-2653
EPA Est. 239-4A-3, 524-LA-14, 56100-LA-16
Superscript is first letter of lot number
Made in USA



0 70183 50010 9 C

DIRECTIONS FOR USE

It is a violation of Federal law to use this product in a manner inconsistent with its labeling.

READ ENTIRE LABEL. USE ONLY ACCORDING TO LABEL DIRECTIONS OBSERVING ALL PRECAUTIONS.

WHEN TO USE

Use anytime weeds and grasses are actively growing. Most treated weeds usually show initial symptoms within 2 to 4 days and complete kill in 1 to 2 weeks. Roundup works best in warm sunny weather with daytime temperatures above 60°F. For best results, apply when weeds are small. Reapply if it rains within 1 to 2 hours after application. If hard-to-control weeds are not killed within 4 weeks, reapply.

WHERE TO USE

For General Weed Control: Use along fences, paths, patios, sidewalks and driveways, around trees, shrubs, and ornamental plantings and flower beds, around buildings, and in back and gravel walkways. Use to trim and edge landscape areas. Do NOT use for spot weed control in lawns since Roundup kills all green plants, including lawn grass.

For Spot Spraying: Use on actively growing weeds in and around flower beds, ornamental trees, fruit and nut trees, grapevines, shrubs, fences, driveways and walkways. Spray when air is calm. Make sure Roundup does not contact the leaves, green stems, or exposed roots of plants you don't want to kill. If necessary, use cardboard or plastic to shield plants. Roundup will not move in or on the soil to untreated plants. If Roundup is used to control weeds around fruit or nut trees or grapevines, allow 21 days before eating the fruit or nuts.

For Landscaping: Use to prepare areas for planting of ornamentals, trees, shrubs, desert landscapes, rock gardens, flower beds or similar plantings. Treated areas can be replanted 1 day after treatment.

For Wildlife Areas: Use to prepare areas for planting wildlife food. Exotic or undesirable plants can be controlled to allow for planting or recovery of native plant species. Spot treatments can be used to selectively remove unwanted plants. Be careful to keep spray off desirable plants.

For Lawn Renovation

- Use Roundup to kill existing weeds and grasses including the old lawn.
- For best results, apply in Spring or Fall, when daytime temperatures are at least 50°F.
- Under dry conditions, water lawn every other day for a week before using Roundup.
- Do not mow for 7 days before or after treatment.
- After 7 days, prepare the soil for planting by raking or rototilling the lawn.
- Rake up and remove loosened thatch or debris.
- Mix in starter fertilizer and other amendments, if needed. Level the soil.
- Apply seed according to directions on seed package, or install sod. Grass seed must have a good contact with soil to germinate and grow.
- Keep area moist for 2 weeks to establish new lawn, then water as needed.

HOW TO USE

IMPORTANT: Roundup is an all-purpose weed and grass killer which will kill almost all plants contacted. If necessary, use cardboard or plastic to shield desirable plants. If plants are accidentally sprayed, rinse off immediately with water. Spray when air is calm. Spray to evenly wet the weed.

To apply this product use: Plastic, aluminum or stainless steel tank sprayer, ORTHO® DIAL 'n SPRAY®, ORTHO SPRAY-ETTE®, other hose-end sprayer recommended for weed killers, or handtrigger sprayer.

Do not use or store solutions of this product in galvanized steel or unlined steel sprayers, or apply through any type of irrigation system or with a sprinkling can.

Rinse sprayer and flush all sprayer components with water 3 times after use. Spray rinse water on bare soil or gravel. After very thorough cleaning, sprayer may be used to apply other products.

Use the following table to determine the amount of Roundup you need. Close cap tightly after use.

1 teaspoon (tsp)
 1/2 fl oz = 1 Tablespoon (Tbs) = 3 tsp
 1 fl oz = 2 Tbs

APPLICATOR	MIXING INSTRUCTIONS General Weed Control	MIXING INSTRUCTIONS Hard-to-Control Weeds, Brush or Lawn Renovation	AREA TO TREAT
Tank Sprayer	Use 3 oz (6 Tbs) Roundup in 1 gal of water.	Use 6 oz (12 Tbs) Roundup in 1 gal of water.	300 sq ft (30 ft x 10 ft)
ORTHO DIAL 'n SPRAY Hose-End Sprayer	Add 3 oz (6 Tbs) Roundup to sprayer jar. Do NOT add water. Set dial to 3 oz and spray.	Add 6 oz (12 Tbs) Roundup to sprayer. Do NOT add water. Set dial to 6 oz and spray.	300 sq ft (30 ft x 10 ft)
OR THO SPRAY-ETTE	Add 12 oz Roundup to sprayer jar. Fill to 4 gal mark and spray.	Add 20 oz Roundup to sprayer jar. Fill to 4 gal mark and spray.	1200 sq ft (30 ft x 40 ft)
Handtrigger Sprayer	Use 4 tsp in 24 oz of water.	Use 3 Tbs in 24 oz of water.	Use for spot treatments or single weeds.

For best results after mixing with water, use within 2 weeks.

595

26158

Roundup® Concentrate Weed & Grass Killer₁


STORAGE AND DISPOSAL

STORAGE: Store this product only in its original container and in a secured storage area. Protect container from freezing.
DISPOSAL: Securely wrap partially filled or empty container in several layers of newspaper and discard in trash. Do not reuse container.
SPILL OR LEAK: In case of spill or leak, soak up spill with paper towels and discard in trash.

PRECAUTIONARY STATEMENTS

HAZARDS TO HUMANS & DOMESTIC ANIMALS

CAUTION: Causes eye irritation. Avoid contact with eyes or clothing. Wash thoroughly with soap and water after handling.

 People and pets may enter treated areas after spray has dried.

FIRST AID: IF IN EYES: Flush eyes with plenty of water. Get medical attention if irritation persists. *Note to Physicians:* Emergency information, call 1-800-454-2333.

ENVIRONMENTAL HAZARDS: Do not apply directly to water. Do not contaminate water when disposing of equipment washwaters.

NOTICE: BUYER ASSUMES ALL RESPONSIBILITY FOR SAFETY AND USE NOT IN ACCORDANCE WITH DIRECTIONS.



Medical information call 1-800-454-2333

Product information call 1-800-225-2883

©Trademark of Monsanto Company
©Monsanto Company 1996

Manufactured for
The SOLARIS Group of Monsanto Company
P.O. Box 3008 San Ramon CA 94583-0808
Form 0-124-01
EPA Reg. No. 239-2663
EPA Est. 239-1A-3, 524-LA-1*, 56100-LA-16
Superscript is first letter of lot number
Made in USA