

PM 03

239-2643

1/30/98

P. 1248

Please read instructions on reverse before completing form.

Form Approved. OMB No. 2070-0060. Approval expires 2-28-95



United States Environmental Protection Agency Washington, DC 20460

Registration Amendment Other

OPP Identifier Number 259920

Application for Pesticide - Section I

1. Company/Product Number 239-2643
2. EPA Product Manager George LaRocca S. LEWU
3. Proposed Classification None Restricted
4. Company/Product (Name) ORTHO Diazinon Insect Spray 2 PM# 1803
5. Name and Address of Applicant (Include ZIP Code) The SOLARIS Group of Monsanto P. O. Box 5006 San Ramon, CA 94583-0906
6. Expedited Review. In accordance with FIFRA Section 3(c)(3) (b)(i), my product is similar or identical in composition and labeling to: EPA Reg. No. Product Name

Section - II

Amendment - Explain below. Resubmission in response to Agency letter dated. Notification - Explain below. Final printed labels in response to Agency letter dated "Me Too" Application. Other - Explain below. NOTIFICATION JAN 30 1998

Explanation: Use additional page(s) if necessary. (For section I and Section II.)

NOTIFICATION: Add additional text and graphics for Lock'N Spray System Starter Kit Cards. Added text is double underlined and date bracketed; deleted text is stricken out. This Notification complies with PR Notice 95-2.

Section - III

1. Material This Product Will Be Packaged In: Child-Resistant Packaging, Unit Packaging, Water Soluble Packaging, 2. Type of Container, 3. Location of Net Contents Information, 4. Size(s) Retail Container, 5. Location of Label Directions, 6. Manner in Which Label is Affixed to Product

Section - IV

1. Contact Point (Complete items directly below for identification of individual to be contacted, if necessary, to process this application.) Name Frank Kamienski Title Registration Specialist Telephone No. (Include Area Code) 800/355-3335
Certification I certify that the statements I have made on this form and all attachments thereto are true, accurate and complete. I acknowledge that any knowingly false or misleading statement may be punishable by fine or imprisonment or both under applicable law.
2. Signature Frank Kamienski 3. Title Registration Specialist 4. Typed Name Frank Kamienski 5. Date November 24, 1997 6. Date Application Received (Stamped)

2/48

NOTIFICATION

JAN 30 1998

ORTHO DIAZINON INSECT SPRAY₂, EPA Reg. No. 239-2643

1. LIQUID CONCENTRATE PRODUCT

[1/13/97]: ABN: ORTHO® DIAZINON ULTRA™ Insect Spray

BONUS 25% MORE 40 FL OZ AT REGULAR 32 FL OZ PRICE

[ICON] OUTDOOR USE ONLY

[ICON] WATER BASED

~~ORTHO Diazinon Insect Spray₂~~

Makes up to 96 Gallons of Spray [qt. size]

Makes up to 120 Gallons of Spray [40 oz size]

This product must not be used on golf courses or sod farms.
For outdoor use on home lawns and home gardens only.

FOR ROSES, FLOWERS, SHRUBS, TREES, FRUITS, VEGETABLES, LAWNS,
GARDENS & AROUND HOUSE FOUNDATIONS

CONTROLS GARDEN INSECTS AND LAWN INSECTS

NEW / NOW WATER BASED FORMULA

IMPROVED FORMULA

NEW / NOW LOW ODOR FORMULA

WATER BASED CONCENTRATE

NEW / NOW WITH MEASURING CAP & POUR SPOUT

IMPROVED PACKAGE

NEW/NOW WITH MEASURING CAP

EASY POUR SPOUT

FAST & EASY MEASURING CAP

MULTI-PURPOSE BUG/PEST INSECT KILLER

Active Ingredient

Diazinon [O,O-Diethyl O-(2-isopropyl-6-methyl-4-pyrimidinyl)
phosphorothioate].....

22.4%

Inert Ingredients.....77.6%

KEEP OUT OF REACH OF CHILDREN

CAUTION

See Back Panel Booklet for Additional Precautionary Statements

NET CONTENTS 16 fl oz (1 pt) 473 ml

NET CONTENTS 32 fl oz (1 qt) 946 ml


NET CONTENTS 64 fl oz (1/2 gal) 1.89 L

NET CONTENTS 40 fl oz (1 qt 8 fl oz) 1.18 L

239-2643.N9

EPA Accepted 8/26/96

Notifications of 7/23/96, 1/13/97, 1/17/97 (Lock n Spray), 2/11/97 (Concentrate & Ready-Spray),
11/11/97 (Lock'N Spray) & 11/24/97 (Lock'N Spray)



INSTRUCTIONS PULL HERE TO
OPEN HERE OPEN LABEL
PEEL HERE

OPEN RESEALABLE LABEL FOR DIRECTIONS & PRECAUTIONS

Peel open for use directions and further information.

~~ORTHO Diazinon Insect Spray~~, Diazinon Ultra™ controls a wide range of bugs/pests/insects on ~~in~~ home lawns and gardens. This product may be all you need to stop insects on roses, listed flowers, trees, shrubs, lawns, vegetables, fruits, nuts, and around house foundations. ~~ORTHO Diazinon Insect Spray~~, Diazinon Ultra™ is a concentrate which must be diluted with water before application.

Easy to apply with an *ORTHO® DIAL 'n SPRAY®*, hose-end, or tank-type sprayer.

Improved, low odor water based formula has the same killing power as previous concentrate without the solvent smell. Improved package with pour spout and measuring cap for fast, easy, accurate measuring.

CONTROLS:

Garden Insects: Aphids, Cucumber Beetles, Mites, Tent Caterpillars, Cabbageworms, Codling Moth, Whiteflies & many others as listed inside label.

CONTROLS Lawn Insects: Ants, Fleas, Sod Webworms, Brown Dog Ticks, White Grubs Mole Crickets & many others as listed inside label.

Pests Around House Foundations: Ants, Crickets, Fleas, Brown Dog Ticks, Sowbugs, Spiders (including Black Widow Spiders) & many others as listed inside label.

Kills Black Widow Spiders


DO NOT USE INSIDE THE HOME. DO NOT USE ON HUMANS OR ANIMALS.

[THE FOLLOWING COPY IS FOR FIX-A-FORM BOOKLET TYPE LABELS WHICH CONSUMERS CAN OPEN, READ, AND RESEAL EASILY AT RETAIL AS WELL AS AT TIME OF USE]

Press to reseal.

239-2643.N9

EPA Accepted 8/26/96
Notifications of 7/23/96, 1/13/97, 1/17/97 (Lock n Spray), 2/11/97 (Concentrate & Ready-Spray), 11/11/97 (Lock'N Spray) & 11/24/97 (Lock'N Spray)



[INFORMATION BELOW DELETED SINCE REDUNDANT AND APPEARS IN OTHER PORTIONS OF LABEL TEXT]


~~CAUTION: Harmful if swallowed, inhaled or absorbed through skin. See additional precautionary statements and use directions inside booklet.~~

~~☎ Medical Information call 1-800-454-2333
— Product Information call 1-800-225-2833~~

~~Manufactured for
The SOLARIS Group of
Monsanto Company
P.O. Box 5008
San Ramon CA 94583-0808
Form
EPA Reg. No. 239-2643 / Product
EPA Est. 239-1A-3¹, 58996 MO 1^{*}
Superscript is first letter of lot number
Made in USA~~

239-2643.N9

EPA Accepted 8/26/96
Notifications of 7/23/96, 1/13/97, 1/17/97 (Lock n Spray), 2/11/97 (Concentrate & Ready-Spray),
11/11/97 (Lock'N Spray) & 11/24/97 (Lock'N Spray)



DIRECTIONS FOR USE: It is a violation of Federal law to use this product in a manner inconsistent with its labeling.

READ ENTIRE LABEL. USE STRICTLY IN ACCORDANCE WITH PRECAUTIONARY STATEMENTS AND DIRECTIONS. Be sure the plants, use areas, and pests you want to treat are listed on the label before you spray.

Quick Reference

OPTIONAL MEASURING CAP INSTRUCTIONS

PLANT / USE AREA	MEASURING CAP INSTRUCTIONS TO MAKE 1 GALLON OF SPRAY
LAWN INSECT CONTROL	Fill cap to level 1 one and one-half times (1-1/2 tsp)
ROSES, FLOWERS, SHRUBS, SHADE TREES	Fill cap to level 1 two times (2 tsp)
VEGETABLES, FRUITS & NUTS	See label text
FIRE ANT CONTROL	Fill cap to level 3 (1 oz)
AROUND HOUSE FOUNDATIONS (Outdoors only)	Fill cap to level 4 (2 oz)


The measuring cap has 4 fill levels marked inside the cap. Fill cap to appropriate level for fast, easy, accurate measuring. Close cap tightly after use, no need to rinse.

Level 1 = teaspoon = 1 tsp

Level 2 = 1/2 fl oz = Tablespoon = 1 Tbs = 3 tsp

Level 3 = 1 fl oz (2 Tbs)

Level 4 = 2 fl oz (4 Tbs)



SHAKE WELL

ROSES, FLOWERS, SHRUBS & SHADE TREES

PLANTS: Including Arborvitae, Azaleas, Birch, Boxwood, Camellias, Chrysanthemums, Carnations, Crab Apples, Dogwood, Douglas Fir, Elm, Euonymus, Gladiolus, Hawthorn, Hemlock, Holly, Juniper, Lilac, Lilies, Locust, Maple, Marigolds, Mimosa, Oak, Ornamental Plum, Pine, Poplar, Pyracantha, Rhododendrons, Roses, Spirea, Spruce, Sycamore, Wax Plant (Hoya), Willow, Yellowwood, Yew.

DO NOT use on Ferns, Poinsettia, Hibiscus, Papaya, Pilea, Gardenia, and Orchids since plant injury may occur.

LISTED VEGETABLES & MELONS

See table on page 6 for specific vegetables

LISTED HOME FRUIT & NUT TREES, GRAPES & BERRIES

See table on page 7 for specific fruit and nuts

MIXING INSTRUCTIONS

Amount to Use: 2 tsp per gallon of water.


o When using ORTHO DIAL 'n SPRAY® Hose-End Sprayer: Set dial to 2 tsp.

For each gallon of spray needed, add 2 tsp to sprayer jar. DO NOT add water.

PESTS CONTROLLED

Aphids, Armyworms, Apple and Thorn Skeletonizers, Bagworms, Bean Beetles, Cabbageworms, Cherry Fruit Flies, Codling Moths, Colorado Potato Beetles, Cucumber Beetles, Cutworms, Diamond-Back Moth (larvae), European Pine Shoot Moth, Flea Beetles, Fruitworm (maggots) (Cherry, Cranberry, Blueberry and Raspberry), Grape Berry Moths, Grape leaffolders, Grasshoppers, Hemlock Chermes, Hemlock Woolly Adelgids, Holly Bud Moths, Imported Cabbageworms, Leafhoppers, Leafminers (including Dipterous* and Tentiform), Lacebugs, Leafrollers, Mealybugs, Mexican Bean Beetles, Mites (such as Carnation Bud, Carnation Shoot, Clover, Cyclamen, European Red, Privet, and Two-spotted Spider), Oak Loopers, Obscure Root Weevils, Omnivorous Leaf-tiers, Onion Thrips, Pear Slugs, Raspberry Sawflies, Scale Crawlers (such as Cottony-cushion, Euonymus, Lecanium, Pine Needle, Pit, San Jose and Soft), Spider Mites (see Mites), Strawberry Leafroller, Tent Caterpillars, Thrips, Twig Borers, Vinegar Flies, Walnut Caterpillars, Webworms (such as Cotonest, Fall, Juniper and Mimosa), Whiteflies.

*NOTE: Resistant leafminers will not be controlled by diazinon or similar type insecticides.



How to Apply


- o Spray plant to wet leaves and branches to dripping point.
- o 1 gallon of spray treats 350 sq ft of vegetable garden or melons.
- o 3 gallons of treats 375 sq ft of home fruit trees, 250 sq ft of nut trees, 500 sq ft of grapes or strawberries, or 350 sq ft of caneberries.

[Text reformatted above]: ~~DILUTION RATE: 2 tsp per gallon of water. Fill cap to level 1 two times. Add to 1 gallon of water. Apply with a hose end or tank-type sprayer. To apply with an ORTHO® DIAL 'n SPRAY® Hose End Sprayer, simply pour product into sprayer jar. (You do not need to measure.) Do not add water. Set dial to 2 tsp and spray. Any leftover concentrate may be poured back into the original container.~~

When to Apply

- o ~~Start spraying after blooming. Spray when listed pests first appear.~~
 - o Start spraying fruit and nut trees, grapes and berries after petal fall.
- NOTE: to protect bees, do not apply to fruit trees when trees they or a substantial number of weeds around the trees are in bloom.
- o Be sure to follow important limitations for the specific ~~crop~~ edible plant you are spraying, including the amount of spray which can be applied, the interval between sprays, and the days between to wait before harvest.

<u>VEGETABLES & MELONS</u>	<u>DAYS TO WAIT BETWEEN TREATMENTS/ APPLICATIONS</u>	<u>TREATMENTS/ APPLICATIONS PER YEAR (MAXIMUM)</u>	<u>DAYS TO WAIT TO HARVEST</u>
Tomatoes	7 to 10	5	1
Winter Squash & Melons	7 to 10	5	3
Peppers	7 to 10	5	5
Beans (fresh only)*, Peas (fresh only)*	7 to 10	3	7
Broccoli, Cauliflower, Cucumbers, Summer Squash, Sweet Corn**	7 to 10	5	7
Chinese Broccoli, Chinese Cabbage, Collards, Kale	7 to 10	5	10
Carrots, Endive (Escarole), Lettuce, Onions (Bulb & Green), Parsnips, Radishes, Rutabagas, Spinach, Turnips	7 to 10	5	14
Potatoes	7 to 10	5	35



*NOTE: Do not use on dried bean or pea varieties such as pinto beans, dried limas, split peas or dried black-eyed peas. To protect bees, do not apply to bean or pea foliage if the crop plants or weeds in the treatment area are in bloom. ** Do not apply to corn during the pollen shed period.

<u>HOME FRUITS & NUT TREES, GRAPES & BERRIES</u>	<u>DAYS TO WAIT BETWEEN TREATMENTS/ APPLICATIONS</u>	<u>TREATMENTS/ APPLICATIONS PER YEAR (MAXIMUM)</u>	<u>DAYS TO WAIT TO HARVEST</u>
<u>Apricots</u>	<u>14</u>	<u>3</u>	<u>21</u>
<u>Cherries</u>	<u>7 to 10 days</u>	<u>3</u>	<u>21</u>
<u>Nectarines</u>	<u>14</u>	<u>3</u>	<u>21</u>
<u>Peaches</u>	<u>14</u>	<u>3</u>	<u>21</u>
<u>Plums</u>	<u>7 to 10 days</u>	<u>3</u>	<u>21</u>
<u>Prunes</u>	<u>7 to 10 days</u>	<u>3</u>	<u>21</u>
<u>Strawberries</u>	<u>7 to 10 days</u>	<u>3</u>	<u>5</u>
<u>Caneberries* (For use in California, Oregon and Washington ONLY): Blackberries, Blueberries, Boysenberries, Dewberries, Loganberries and Raspberries</u>	<u>14</u>	<u>5</u>	<u>7</u>
<u>Walnuts* (California only)</u>	<u>14</u>	<u>3</u>	<u>45</u>
<u>Grapes</u>	<u>7 to 10 days</u>	<u>5</u>	<u>28</u>

*Note: Do not use this product on caneberries or walnuts grown in other states.

HOME ALMOND TREES - DORMANT SEASON IN CALIFORNIA ONLY

Spray once during the dormant season (before leaves come out) to control San Jose and Parlatoria scale.

Do not treat fruits and vegetables grown in greenhouses. Do not feed treated plants to animals.

Repeat as needed to maintain control.

COMBINATION SPRAY WITH FUNGICIDE ON ROSES

ORTHO RosePride® FUNGINEX® Rose & Shrub Disease Control may be mixed with this product when listed insect(s) and disease(s) are found on roses. Follow directions and precautions on both labels.

HOME LAWNS AND OTHER OUTDOOR HOME RECREATIONAL AREAS

Be sure to read the ENVIRONMENTAL HAZARDS section before you begin.

MIXING INSTRUCTIONS

Amount to Use: 1 1/2 tsp per gallon of water.

- o When using Ortho Dial 'n Spray® Hose-End Sprayer: Set dial to 1 1/2 tsp. Add 3 fl oz to sprayer jar. DO NOT Add water. Spray evenly over 500 sq ft.**

PESTS CONTROLLED

~~On Home Lawns~~

SURFACE PESTS: Ants, Armyworms, Bermudagrass Mites, Brown Dog Ticks, Chiggers, Chinch Bugs, Clover Mites, Crickets, Cutworms, Dichondra Flea Beetles, Digger Wasps, Earwigs, Fleas, Frit Flies, Millipedes, Lawn Billbugs, Lawn Moths, Leafhoppers, Rhodesgrass Scales, Sowbugs (Pillbugs), Sod Webworms, Springtails (Collembola). Also aids in controlling Fire Ants.

SUBSURFACE PESTS: European Crane Fly (Larvae), Grubs (Japanese Beetle, May Beetle, European Chafer, Southern Chafer), Mole Crickets, Hyperodes Weevil.

~~THREE EASY STEPS TO MIX AND APPLY~~

How to Apply

- ~~1. Measure the area to be sprayed. Calculate square feet by multiplying length by width. [walking man icon]~~
- o 1 gallon of spray treats 42 sq ft of lawn.**

~~2. Use a clean sprayer, such as a tank type or hose end sprayer. Carefully mix the proper amount of concentrate with water for the size of your lawn.~~

~~3. DILUTION RATE: Mix 1 1/2 tsp per gallon of water. Fill cap to level 1 one and a half times. Add to 1 gallon of water. One gallon of spray treats 42 sq ft of lawn. To treat 500 sq ft mix 3 oz of product in 12 gallons of water. To treat 1000 sq ft mix 6 oz in 24 gallons of water.~~

~~To apply with an ORTHO® DIAL 'n SPRAY® Hose-End Sprayer: Fill cap to level 3~~

~~three times (3 oz) for every 500 sq ft of lawn area. Do not add water. Set dial to 1 1/2 tsp. Spray evenly over measured area.~~

When to Water

For insects/bugs/pests that live above or near the soil surface (Surface Pests), such as Ants, Clover Mites, Crickets, Sod Webworms, Chinch Bugs and Sowbugs, thoroughly water the lawn a few hours before applying. (See above for complete list of lawn surface pests.)

For insects/bugs/pests that live in the soil (Subsurface Pests), such as European Crane Fly (larvae), Grubs, Hyperodes Weevils, and Mole Crickets, water the lawn after you spray to soak/carry the insecticide down into the soil.

SPECIAL INSTRUCTIONS

When to apply

- o Grubs and European Crane Fly (larvae): Consult your County Cooperative Extension Agent, local ~~Agricultural Extension Service~~ for proper time to treat. lawn pests such as -
- o ~~For~~ Mole Crickets: Apply in May or June when pests are small.
- o ~~For~~ Brown Dog Ticks: Spray grass and under shrubbery, particularly near the house. Do not spray pets with this product.
- o ~~For~~ Digger Wasps: Apply at dusk when wasps are not active.
- o Frit Flies: Mow and water thoroughly before treatment, but delay application until lawn is dry. Apply when crawlers first emerge.

FIRE ANT MOUNDS IN HOME LAWNS

Do not use this treatment in vegetable gardens.

MIXING INSTRUCTIONS

Sprinkling Can: Add 2 Tbs (1 fl oz) to one gallon water for each mound.

How to Apply

Apply evenly over and 6 inches around each mound. Apply gently to avoid disturbing ants.

When to Apply

For best results, drench mounds when temperatures are 65 to 80°F or in early morning or late evening. Treat new mounds as they appear.

~~DILUTION RATE: Fill cap to level 3 (1 fl oz). Add to 1 gallon of water.~~

AROUND HOUSE FOUNDATIONS

MIXING INSTRUCTIONS

Amount to Use: 4 Tbs (2 fl oz) per gallon of water.

o When using Ortho Dial 'n Spray® Hose-End Sprayer: Set dial to 2 oz. Add 4 fl oz (1/2 cup) to sprayer jar. DO NOT add water. Spray evenly over 600 sq ft (7' X 85').

PESTS CONTROLLED (NUISANCE PESTS OUTDOORS)

Ants, Boxelder Bugs, Brown Dog Ticks, Chiggers, Clover Mites, Cockroaches, Crickets, Earwigs, Fleas, Flies, Millipedes, Scorpions, Sowbugs (Pillbugs), Spiders (including Black Widow Spiders), Springtails (Collembola).

How to Apply

o 1 gallon of spray treats 300 sq ft (7' X 42').

o To keep insects from entering the house, spray a five-foot band of soil around the house next to the foundation. Also spray the foundation of the house to a height of 2-3 feet. *[advisory statement]* **(DO NOT apply to vinyl siding as staining may occur).** Repeat as needed.

o Also spray walks, firewood piles, garbage cans, tree trunks, and into cracks and other places where insects can hide. **DO NOT** treat lawns or plants (other than tree trunks) at this rate. **DO NOT** burn sprayed firewood for 2 weeks after treatment.

~~DILUTION RATE: Fill cap to level 4 (2 fl oz). Add to 1 gallon of water.~~

VEGETABLES - BEFORE PLANTING

Cutworms: Beets, Cabbage, Carrots, Lettuce, Beans* (Lima, Pole, & Snap), Peas*, Sweet Corn, Tomatoes, Radishes, Rutabagas, Turnips and Turnip Tops.

*This product is registered only for use on fresh beans and peas. Do not use if you plan to grow peas and beans to eat when dried.

MIXING INSTRUCTIONS

Cutworms, Wireworms & Root Maggots

o Amount to Use: 4 Tbs (2 fl oz) per gallon of water.

- When using ORTHO Dial 'n Spray® Hose End Sprayer: Set dial to 2 oz. For each gallon of spray needed add 2 fl oz to sprayer jar. DO NOT Add water.

Mole Crickets

o Amount to Use: 4 tsp per gallon of water

- o When Using Ortho Dial 'n Spray® Hose-End Sprayer: Set dial to 4 tsp. For each gallon of spray needed add 4 tsp to sprayer jar. DO NOT add water.

How to Apply

o 1 gallon of spray treats 350 sq ft.

o Spray soil and immediately mix into soil to a depth of 1 to 2 inches for Mole Crickets, 2 to 3 inches for Surface Cutworms & Root Maggots, 3 to 6 inches for Subterranean Cutworms and 4 to 8 inches for Wireworms.

When to Apply

o Cutworms, Wireworms & Root Maggots: Just before planting.

o Mole Crickets: 1 to 2 days before planting.

~~Wireworms: Cabbage, Carrots, Lettuce, Peas*, Snap Beans*, Sweet Corn, Tomatoes.~~

~~To Control Cutworms & Wireworms: DILUTION RATE: Fill cap to level 4 (2 fl oz). Add to 1 gallon of water. Spray evenly over 350 sq ft of garden area just before planting. Immediately mix into soil 2 to 3 inches for Surface Cutworms, 3 to 6 inches for Subterranean Cutworms, and 4 to 8 inches for Wireworms. To apply with an ORTHO® DIAL 'n SPRAY® Hose End Sprayer: Fill cap to level 4 (2 oz) for every 350 sq ft of home garden area. Set dial to 2 fl oz and spray evenly over measured area.~~

~~To Control Mole Crickets: Beets, Carrots, Beans* (Lima, Pole, & Snap), Peas*, Sweet Corn. DILUTION RATE: 1 to 2 days before planting, fill cap to level 1 four times (4 tsp). Add to 1 gallon of water. Spray evenly over 350 sq ft of garden area. Immediately mix into the soil to a depth of 1 to 2 inches.~~

~~To Control Root Maggots: Cabbage. DILUTION RATE: Fill cap to level 4 (2 fl oz). Add to 1 gallon of water. Spray evenly over 350 sq ft of garden area. Immediately mix into the soil to a depth of 2 to 3 inches.~~

~~VEGETABLES - FOLIAR SPRAY~~

~~PLANTS: Beans† (fresh only), Broccoli, Carrots, Cauliflower, Chinese Broccoli, Chinese Cabbage, Collards, Cucumbers, Endive (Escarole), Kale, Lettuce, Melons (Cantaloupes, Casaba, Crenshaws, Honeydews, Muskmelons, Persian, and Hybrids of these), Onions (Bulb & Green), Parsnips, Peas† (fresh only), Peppers, Potatoes,~~

~~Radishes, Rutabagas, Spinach, Summer Squash, Winter Squash, Sweet Corn, Tomatoes, and Turnips.~~

~~PESTS CONTROLLED~~

~~On Vegetables & Melons~~

~~Foliar Spray: Aphids, Armyworms, Colorado Potato Beetle, Cucumber Beetles, Diamond Back Moth (larvae), Dipterous Leafminers**, Flea Beetles, Grasshoppers, Imported Cabbageworms, Leafhoppers, Mexican Bean Beetle, Mites, Spider Mites, Onion Thrips, Thrips, Vinegar Fly, Whiteflies. **NOTE: Resistant leafminers will not be controlled by diazinon or similar type insecticides.~~

~~FOLIAR SPRAY DIRECTIONS~~

~~DILUTION RATE: 2 tsp per gallon of water to cover 350 sq ft of garden area. Fill cap to level 1 two times. Add to 1 gallon of water. To apply with an ORTHO® DIAL 'n SPRAY® Hose End Sprayer: Fill cap to level 1 two times for every 350 sq ft of home garden area to be sprayed. Do not add water. Set dial to 2 tsp and spray evenly over vegetable plants in the measured area. BE SURE TO FOLLOW IMPORTANT LIMITATIONS FOR THE SPECIFIC CROP YOU ARE SPRAYING (see below).~~

~~Spray when listed pests first appear. Wet the plants to the dripping point. Repeat sprays 7 to 10 days apart if needed, but do not apply more than 3 times per season for Beans and Peas, or more than 5 times per season for all other listed vegetables.~~

[NOTE: INFORMATION BELOW REFORMATTED INTO TABLE AND RELOCATED TO UPPER PART OF LABEL]

Wait the following number of days before harvesting vegetables:

Vegetables	Days to Wait Before Harvest
Tomatoes	1 day
Melons, Winter Squash	3 days
Peppers, Strawberries	5 days
Beans + (fresh only), Broccoli, Cauliflower,	7 days
Cucumbers, Peas + (fresh only), Summer Squash, Sweet Corn	

~~Chinese Broccoli, Chinese Cabbage, 10 days
Collards, Kale~~

~~Carrots, Endive (Escarole), Lettuce, 14 days
Onions (Bulb & Green), Parsnips,
Radishes, Rutabagas, Spinach, Turnips~~

~~Potatoes 35 days~~

For Disease Control on Fruits and Vegetables apply ORTHO Multi-Purpose Fungicide DACONIL 2787®. Follow label directions.

HOME FRUITS, NUT TREES, GRAPES and BERRIES

PESTS CONTROLLED

Home Fruit Trees, Grapes & Berries:

~~Aphids (such as Black Cherry, Leafcurl Plum, Mealy Plum, and Thistle), Blueberry maggots, Cherry Fruit Flies, Cherry Fruitworms, Cranberry Fruitworms, Dried Fruit Beetles, Fruitworms (Maggots), Fruit Tree Leafrollers, Grape Berry Moth, Grape Leafrollers, Leafhoppers, Mealybugs, Mites (such as Brown, European Red, Two Spotted Spider, and Cherry Rust), Raspberry Fruitworms, Raspberry Sawfly, Seale Crawlers (such as Olive, Parlatoria, San Jose, Walnut, Italian Pear, and Frosted), Spider Mites (see Mites), Strawberry Leafroller, Tentiform Leafminers, Thrips, Twig Borers, Walnut Caterpillars.~~

~~DILUTION RATE: 2 tsp per gallon of water. Fill cap to level 1 two times. Add to 1 gallon of water. BE SURE TO FOLLOW IMPORTANT LIMITATIONS FOR THE SPECIFIC CROP EDIBLE PLANT YOU ARE SPRAYING, INCLUDING THE AMOUNT OF SPRAY WHICH CAN BE APPLIED, THE INTERVAL BETWEEN SPRAYS, AND THE DAYS TO WAIT BEFORE HARVEST.~~

~~To apply with an ORTHO® DIAL 'n SPRAY® Hose End sprayer: Fill cap to level 1 two times for each gallon of spray you will need based on the limitations for the specific crop you are spraying. Do not add water. Set dial to 2 tsp and spray evenly according to the specific directions (see below).~~

HOME FRUIT TREES

~~Apricots, Cherries, Nectarines, Peaches, Plums, Prunes: Start spraying after blooming. Spray when listed pests first appear. Wet the foliage to the dripping point. Do not apply more than 4 gallons of spray per 500 sq ft of home orchard. Do not spray more than 3 times per season. For cherries, plums, and prunes wait a minimum of 7 to 10 days between sprays. For apricots, nectarines, and peaches~~

~~wait a minimum of 14 days between sprays. For all these fruit trees, wait a minimum of 21 days after the last spray before harvesting the fruit. NOTE: To protect bees, do not apply to fruit trees when trees or a substantial number of weeds around the trees are in bloom.~~

HOME NUT TREES

~~Almonds (dormant season only) CA only: Spray almonds once during the dormant season, before leaves come out, to control San Jose and Parlatiera scale. Do not apply more than 6 gallons of spray per 500 sq ft of home orchard. Walnuts CA only: Start spraying after blooming. Spray when listed pest first appear. Wet the foliage to the dripping point. Do not apply more than 6 gallons of spray per 500 sq~~

~~ft of home orchard. Do not apply more than 3 times per season. Wait a minimum of 14 days between sprays. Wait a minimum of 45 days after the last spray before harvesting walnuts.~~

~~NOTE: This product may be used on almonds and walnuts in California only. Do not use this product on almonds or walnuts grown in other states.~~

HOME GRAPES

~~Start spraying after blooming. Spray when listed pests first appear. Wet foliage to the dripping point. Do not apply more than 3 gallons per 500 sq ft of home vineyard. Do not spray more than 5 times per season. Wait a minimum of 7 to 10 days between sprays. Wait a minimum of 28 days after the last spray before harvesting grapes.~~

BERRY PATCH

~~Strawberries: Start spraying after blooming. Spray when listed pests first appear. Wet foliage to the dripping point. Do not apply more than 3 gallons per 500 sq ft of berry patch. Do not spray more than 3 times per season. Wait a minimum of 7 to 10 days between sprays. Wait a minimum of 5 days after the last spray before harvesting strawberries.~~

~~Blackberries, Blueberries, Boysenberries, Dewberries, Loganberries, and Raspberries, (CA, OR, WA only) Start spraying after blooming. Spray when listed pests first appear. Wet foliage to the dripping point. Do not apply more than 5 gallons per 500 sq ft of berry patch. Do not spray more than 5 times per season. Wait a minimum of 14 days between sprays. Wait a minimum of 7 days after the last spray before harvesting berries. NOTE: This product may be used on these caneberries only in California, Washington and Oregon. Do not use this product on caneberries grown in other states.~~

STORAGE AND DISPOSAL

STORAGE: Keep pesticide in original container. Store in a cool, dry place, preferably in a locked storage area. Store in an area inaccessible to children and pets. If product freezes, place container in a warm area (68°F or above) not accessible to children or pets and allow to thaw. Shake well before using.

DISPOSAL: Securely wrap partially filled or empty container in several layers of newspaper and discard in trash. Do not reuse empty container.

PRECAUTIONARY STATEMENTS

HAZARDS TO HUMANS & DOMESTIC ANIMALS

CAUTION: Harmful if swallowed, inhaled or absorbed through skin. Avoid contact with eyes, skin, or clothing. Avoid breathing spray mist. Wash thoroughly with soap and water after handling. Wear a long sleeved shirt and long legged pants when spraying. Spray with the wind to your back. Do not spray on windy days. If clothing becomes wet from spray during use, remove clothing after spraying, wash affected body areas thoroughly with soap and water, and launder clothing before wearing again. Do not use inside the home. Avoid contamination of feed and foodstuffs. Do not use on household pets or humans. [Reentry icons] ~~[Child / Pet Icon]~~ Do not allow children or pets to go onto a treated area until the treated area, such as grass or soil, has dried. Do not contaminate ornamental fish ponds. Food utensils such as spoons and measuring cups must not be used for food purposes after use in measuring pesticides. **FIRST AID: IF SWALLOWED:** Call a physician or Poison Control Center immediately. Drink 1 or 2 glasses of water and induce vomiting by touching back of throat with finger. Do not induce vomiting or give anything by mouth if person is unconscious or convulsing. **IF IN EYES:** Rinse eyes with plenty of water and call a physician if irritation persists. **IF INHALED:** Remove victim to fresh air. If not breathing, give artificial respiration, preferably mouth-to-mouth. Get medical attention. **IF ON SKIN:** Wash with plenty of soap and water. Get medical attention. Note to Physicians: Emergency Information call 1-800-454-2333. This product is an organophosphate insecticide. If symptoms of cholinesterase inhibition are present, atropine sulfate by injection is antidotal. 2-PAM is also antidotal and may be administered, but only in conjunction with atropine. If ingested, induce emesis or lavage stomach.

ENVIRONMENTAL HAZARDS: This product is highly toxic to birds, fish, and other wildlife. Birds, especially waterfowl, feeding or drinking on treated areas may be killed. Because of the migratory habits of certain Atlantic Coast waterfowl, do not apply this product to lawns in Nassau County, New York, between November 1 and May 20. Do not exceed maximum permitted label rates. Application rates above those recommended significantly increase potential hazards to birds and waterfowl. Avoid overlapping of sprays. For lawns, where watering is recommended in the directions, or if waterfowl (ducks or geese) can be expected in the treated area after treatment (except spot treatment), water lawn with at least 1/4 inch of water immediately after spraying this product; however, stop watering before puddling occurs. Do not apply directly to water. Runoff may be hazardous to aquatic organisms in neighboring areas. Shrimp and crab may be

239-2643.N9 EPA Accepted 8/26/96
Notifications of 7/23/96, 1/13/97, 1/17/97 (Lock n Spray), 2/11/97 (Concentrate & Ready-Spray),
11/11/97 (Lock'N Spray) & 11/24/97 (Lock'N Spray)

killed at application rates recommended on this label. Do not apply where fish, shrimp, crab, and other aquatic life are important resources. Do not contaminate water by cleaning of equipment or disposal of equipment washwaters. This pesticide is highly toxic to bees exposed to direct treatment or to residues on blooming crops or weeds. Do not apply this product or allow it to drift to blooming crops or weeds if bees are visiting the treatment area.

NOTICE: Buyer assumes all responsibility for safety and use not in accordance with directions.

[11/6/96]: [CIRCLE LOGO: CIBA DIAZINON WATER BASED]

[11/6/96]: [SKUNK LOGO: LOW ODOR CIBA DIAZINON]

[11/11/97]: [CIRCLE LOGO: DIAZINON WATER BASED]

[11/11/97]: [CIRCLE LOGO: LOW ODOR DIAZINON]

Questions, Comments or Medical Information ?
Call 1-800-225-2883 <http://www.ortho.com>

~~Medical Information call 1-800-454-2333~~
~~Product Information call 1-800-225-2883~~

ORTHO®, *DIAL 'n SPRAY®*, *ULTRA™*, *RosePride®*, *Registered Trademarks of Monsanto Company.*

DACONIL 2787® Registered trademark of ISK Biotech Corp.

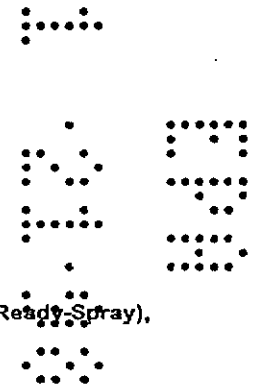
Funginex® Trademark of American Cyanamid Company

SOLARIS®

®Trademark of Monsanto Company

©Monsanto Company 1997

Manufactured for
The SOLARIS Group of
Monsanto Company
P.O. Box 5008
San Ramon CA 94583-0808
Form
EPA Reg. No. 239-2643
EPA Est. 239-IA-3¹, 58996-MO-1^A
Superscript is first letter of lot number
Made in USA



239-2643.N9

EPA Accepted 8/26/96

Notifications of 7/23/96, 1/13/97, 1/17/97 (Lock n Spray), 2/11/97 (Concentrate & Ready Spray), 11/11/97 (Lock'N Spray) & 11/24/97 (Lock'N Spray)

18/48

2. READY-SPRAY® PRODUCT
ORTHO®

[ICON] WATER BASED

[IC

[7/23/96]: ABN: BUG-B-GON™ Ready-Spray®

Makes 96 Gallons of Spray

This product must not be used on golf courses or sod farms.
For outdoor use on home lawns and home gardens only.

FOR ROSES, FLOWERS, SHRUBS, TREES, FRUITS, VEGETABLES, LAWNS,
GARDENS & AROUND HOUSE FOUNDATIONS
CONTROLS GARDEN INSECTS AND LAWN INSECTS
NEW / NOW WATER BASED FORMULA

IMPROVED FORMULA
NEW / NOW LOW ODOR FORMULA

CONCENTRATE
MULTI-PURPOSE BUG/PEST INSECT KILLER
NO MIXING - NO MEASURE - NO MESS
READY-TO-SPRAY
JUST ATTACH TO HOSE AND SPRAY

Active Ingredient

Diazinon [O,O-Diethyl O-(2-isopropyl-6-methyl-4-pyrimidinyl)
phosphorothioate]

.....22.4%
Inert Ingredients.....77.6%

KEEP OUT OF REACH OF CHILDREN
CAUTION

See Back Panel Booklet for Additional Precautionary Statements.

NET CONTENTS 32 fl oz (1 qt) 946 ml

19/48
D

OPEN RESEALABLE LABEL FOR DIRECTIONS & PRECAUTIONS PEEL HERE
PRESS TO RESEAL INSTRUCTIONS PULL HERE TO
OPEN HERE OPEN LABEL

~~ORTHO® Diazinon Insect Spray~~ Bug-B-Gon™ Ready-Spray® controls a wide range of bugs/pests/insects on in home lawns and gardens. This product may be all you need to stop insects on lawns, roses, listed flowers, trees, shrubs, ~~lawns~~, vegetables, fruits, nuts, and around house foundations.

Built-in sprayer head accurately mixes product with water. Simply attach to hose and spray. Treats 5,000 sq ft of lawn ~~Makes~~ (96 gallons of spray).

CONTROLS GARDEN INSECTS: Aphids, Cucumber Beetles, Cabbageworms, Codling Moth, Mites, Tent Caterpillars, Leafhoppers Whiteflies and many others as listed inside label.

CONTROLS LAWN INSECTS: Ants, Fleas, Sod Webworms, Brown Dog Ticks, White Grubs, Mole Crickets and many others as listed inside label.

PESTS ROUND HOUSE FOUNDATIONS: Ants, Crickets, Fleas, Brown Dog Ticks, Sowbugs, Spiders (including Black Widow Spiders) and many others as listed inside label.

Kills Black Widow Spiders

DO NOT USE ON HUMANS OR ANIMALS.

[THE FOLLOWING COPY IS FOR FIX-A-FORM BOOKLET TYPE LABELS WHICH CONSUMERS CAN OPEN, READ, AND RESEAL EASILY AT RETAIL AS WELL AS AT TIME OF USE]

INFORMATION BELOW DELETED SINCE REDUNDANT AND APPEARS IN OTHER PORTIONS OF LABEL TEXT

~~Peel open for use directions and further information.~~

~~CAUTION: Harmful if swallowed, inhaled or absorbed through skin. See additional precautionary statements and use directions inside booklet.~~

~~☎ Medical Information call 1-800-454-2333
Product Information call 1-800-225-2883~~

~~® TM Trademarks of Monsanto Company
© Monsanto Company 1997
SOLARIS®~~

~~Manufactured for
The SOLARIS Group of
Monsanto Company
P.O. Box 5008
San Ramon CA 94583-0808
Form 0-102-01
EPA Reg. No. 239-2643/Product 6049
EPA Est. 239-1A-3¹, 58996-MO-1^A
Superscript is first letter of lot number
Made in USA~~

DIRECTIONS FOR USE: It is a violation of Federal law to use this product in a manner inconsistent with its labeling.

READ ENTIRE LABEL. USE STRICTLY IN ACCORDANCE WITH PRECAUTIONARY STATEMENTS AND DIRECTIONS. Be sure the plants, use areas, and pests you want to treat are listed on the label before you spray.

SHAKE WELL

HOW TO USE

- o Connect sprayer to hose. Be sure on/off switch is set to "OFF". Turn on water.
- o Use coin or key to rotate small green button/valve to "OPEN".
- o To begin spraying, point nozzle in the direction you want to spray. Turn on/off switch forward to "ON".
- o To stop spraying, turn on/off switch back to "OFF". Rotate small green button/valve to "CLOSED". Turn off water.
- o To relieve water pressure, turn switch to "ON" until water slows to a drip. Turn switch back to "OFF". Disconnect from garden hose and store in a safe place.

~~Connect spray nozzle to garden hose. Turn the green ON/OFF valve to OFF. Turn on water at faucet. Use a coin or key to rotate the small green product control valve located near front of nozzle forward (clockwise) to OPEN.~~

~~To begin spraying, point nozzle in the direction you want to spray. Turn the green valve to ON. Water mixes with the product to deliver the proper amount of spray per gallon.~~

~~To stop spraying, turn green valve to OFF, rotate small product control valve back to CLOSED. Turn off water at faucet. To relieve pressure, turn ON/OFF valve to ON before removing nozzle from hose.~~

ROSES, FLOWERS, SHRUBS & SHADE TREES

Amount to Use

Spray plant to wet leaves and branches to dripping point.

When to Apply

Spray when listed pests first appear. Repeat as needed to maintain control.

Pests Controlled

~~On Roses, Flowers, Shrubs & Shade Trees~~

~~Aphids, Apple and Thorn Skeletonizers, Bagworms, Bean Beetles, Cabbageworms, Codling Moths, Cucumber Beetles, Cutworms, Dipterous Leafminers (such as Arborvitae, Azalea, Birch, Boxwood, Holly, and Oak), European Pine Shoot Moth, Flea Beetles, Hemlock Chermes, Hemlock Woolly Adelgids, Holly Bud Moths, Leafhoppers, Leafminers, Lacebugs, Leafrollers, Mealybugs, Mites (such as~~

Carnation Bud, Carnation Shoot, Clover, Cyclamen, European Red, Privet, and Two-spotted Spider), Oak Loopers, Obscure Root Weevils, Omnivorous Leaf-tiers, Pear Slugs, Scale Crawlers (such as Cottoncushion, Euonymus, Lecanium, Pine Needle, Pit, San Jose and Soft), Spider Mites (see Mites), Tent Caterpillars, Thrips, Webworms (such as Cotoneaster, Fall, Juniper and Mimosa), and Whiteflies.

Plants

Arborvitae, Azalea, Birch, Boxwood, Camellia, Chrysanthemum, Carnation, Crab Apple, Dogwood, Douglas Fir, Elm, Euonymus, Gladiolus, Hawthorn, Hemlock, Holly, Juniper, Lilac, Lilies, Locust, Maple, Marigold, Mimosa, Oak, Ornamental Plum, Pine, Poplar, Pyracantha, Rhododendron, Roses, Spirea, Spruce, Sycamore, Wax Plant (Hoya), Willow, Yellowwood, Yew.

DO NOT use on Ferns, Poinsettia, Hibiscus, Papaya, Pilea, Gardenia, and Orchids since plant injury may occur.

HOME LAWNS AND OTHER OUTDOOR HOME RECREATIONAL AREAS

Be sure to read the Environmental Hazards section before you begin.

~~TWO EASY STEPS TO APPLY~~

Amount to Use

1. Measure the area to be sprayed. Calculate square feet by multiplying length by width [walking man icon].
2. Spray evenly over lawn area. 3 oz. treats 500 sq ft.

When to Water

For surface insects/bugs/pests - that live above or near the soil surface, such as Ants, Clover Mites, Crickets, Sod Webworms, Chinch Bugs and Sowbugs, thoroughly water the lawn a few hours before applying. (See above for complete list of lawn surface pests.)

For subsurface insects/bugs/pests that live in the soil, such as European Crane Fly (larvae), Grubs, Hyperodes Weevils, and Mole Crickets, water the lawn after you spray to soak/carry the insecticide down into the soil.

PESTS CONTROLLED

~~On Home Lawns~~

SURFACE PESTS: Ants, Armyworms, Bermudagrass Mites, Brown Dog Ticks, Chiggers, Chinch Bugs, Clover Mites, Crickets, Cutworms, Dichondra Flea Beetle, Digger Wasps, Earwigs, Fleas, Frit Flies, Millipedes, Lawn Billbugs, Lawn Moths, Leafhoppers, Rhodesgrass Scales, Sowbugs (Pillbugs), Sod Webworms, Springtails (Collembola).

SUBSURFACE PESTS: European Crane Fly (Larvae), Grubs (Japanese Beetle, May Beetle, European Chafer, Southern Chafer), Mole Crickets, Hyperodes Weevil.

When to Apply SPECIAL INSTRUCTIONS

- o Grubs and European Crane Fly (larvae): Consult your County Cooperative Extension Agent ~~local Agricultural Extension Service~~ for proper time to treat. ~~lawn pests as~~
- o ~~For Mole Crickets:~~ Apply in May or June when pests are small.
- o ~~For Brown Dog Ticks:~~ Spray grass and under shrubbery, particularly near the house. **DO NOT SPRAY PETS WITH THIS PRODUCT.**
- o ~~For Digger Wasps:~~ Apply at dusk when wasps are not active.
- o ~~Frit Flies:~~ Mow and water thoroughly before treatment, but delay application until lawn is dry. Apply when crawlers first emerge.

AROUND HOUSE FOUNDATIONS NUISANCE PESTS OUTDOORS:

Amount To Use

To keep insects from entering the house, spray a five-foot band of soil around the house next to the foundation. Also spray the foundation of the house to a height of 2 feet. *[advisory statement]* DO NOT apply to vinyl siding as staining may occur. 8 oz. of product (1/4 of the bottle) treats about 170 linear feet (approximately 1,200 sq ft). Repeat as needed.

Also spray walks, firewood piles, garbage cans, tree trunks, and into cracks and other places where insects can hide. Do not treat lawns or plants (other than tree trunks) at this rate. ~~(1 oz. per 150 sq. ft.)~~ Do not burn sprayed firewood for 2 weeks after treatment.

Pests Controlled (Nuisance Pests Outdoors)

Ants, Boxelder Bugs, Brown Dog Ticks, Chiggers, Clover Mites, Cockroaches, Crickets, Earwigs, Fleas, Flies, Millipedes, Scorpions, Sowbugs (Pillbugs), Spiders (including Black Widow Spiders), Springtails (Collembola).

VEGETABLES - BEFORE PLANTING

Use a product such as ORTHO Diazinon Soil & Turf Insect Control for best results.

VEGETABLES & MELONS - FOLIAR SPRAY

FOLIAR SPRAY DIRECTIONS

BE SURE TO FOLLOW IMPORTANT LIMITATIONS FOR THE SPECIFIC PLANT CROP YOU ARE SPRAYING (see table below).

~~PLANTS: Beans (fresh only), Broccoli, Carrots, Cauliflower, Chinese Broccoli, Chinese Cabbage, Collards, Cucumbers, Endive (Escarole), Kale, Lettuce, Melons (Cantaloupes, Casaba, Crenshaws, Honeydews, Muskmelons, Persian, and Hybrids of these), Onions (Bulb & Green), Parsnips, Peas (fresh only), Peppers, Potatoes, Radishes, Rutabagas, Spinach, Summer Squash, Winter Squash, Sweet Corn, Tomatoes, and Turnips.~~

Amount to Use

Spray vegetables until plants just begin to drip. Each oz treats 1,050 sq ft of garden area. [Package/label will contain appropriate graduation markings].

When to Apply

Spray when listed pests first appear.

PESTS CONTROLLED

~~On Vegetables & Melons~~

~~Foliar Spray:~~ Aphids, Armyworms, Colorado Potato Beetle, Cucumber Beetles, Diamond-Back Moth (larvae), Dipterous Leafminers*, Flea Beetles, Grasshoppers, Imported Cabbageworms, Leafhoppers, Mexican Bean Beetle, Mites, Spider Mites, Onion Thrips, Thrips, Vinegar Fly, Whiteflies. *NOTE: Resistant leafminers will not be controlled by diazinon or similar type insecticides.

~~Repeat sprays 7 to 10 days apart if needed, but do not apply more than 3 times per season for Beans and Peas, or more than 5 times per season for all other listed vegetables.~~

<u>VEGETABLES & MELONS</u>	<u>DAYS TO WAIT BETWEEN TREATMENTS</u>	<u>TREATMENTS PER YEAR (MAXIMUM)</u>	<u>DAYS TO WAIT TO HARVEST</u>
Tomatoes	7 to 10	5	1
Winter Squash & Melons	7 to 10	5	3
Peppers	7 to 10	5	5
Beans* (fresh only)	7 to 10	3	7
Peas* (fresh only)			
Broccoli, Cauliflower, Cucumbers, Summer Squash, Sweet Corn**	7 to 10	5	7
Chinese Broccoli, Chinese Cabbage, Collards, Kale	7 to 10	5	10
Carrots, Endive (Escarole), Lettuce, Onions (Bulb & Green), Parsnips, Radishes, Rutabagas, Spinach, Turnips	7 to 10	5	14
Potatoes	7 to 10	5	35

*NOTE: Do not use on dried bean or pea varieties such as pinto beans, dried limas, split peas or dried black-eyed peas. To protect bees, do not apply to bean or pea foliage if the plants are or weeds in the treatment area are in bloom.

** Do not apply to corn during the pollen shed period.

Do not treat fruits and vegetables grown in greenhouses. Do not feed treated plants to animals.

~~Wait the following number of days before harvesting vegetables:~~

~~Vegetables _____ Days to Wait Before Harvest~~

~~Tomatoes _____ 1 day~~

~~Melons, Winter Squash _____ 3 days~~

~~Peppers, Strawberries _____ 5 days~~

~~Beans (fresh only), Broccoli, _____ 7 days~~

~~Cauliflower, _____~~

~~Cucumbers, Peas (fresh only), _____~~

~~Summer Squash, Sweet Corn _____~~

~~Chinese Broccoli, Chinese Cabbage, _____ 10 days~~

~~Collards, Kale _____~~

~~Carrots, Endive (Escarole), Lettuce, _____ 14 days~~

~~Onions (Bulb & Green), Parsnips, _____~~

~~Radishes, Rutabagas, Spinach, Turnips _____~~

~~Potatoes _____ 35 days~~

HOME FRUITS & NUT TREES, GRAPES & BERRIES

BE SURE TO FOLLOW IMPORTANT LIMITATIONS FOR THE SPECIFIC PLANT CROP YOU ARE SPRAYING, INCLUDING THE AMOUNT OF SPRAY WHICH CAN BE APPLIED, THE INTERVAL BETWEEN SPRAYS, AND THE DAYS TO WAIT BEFORE HARVEST.

Amount to Use

[Text revised below]: Start spraying after blooming. Spray when listed pests first appear. Wet the foliage until it just begins to drip. NOTE: To protect bees, do not apply to fruit trees when trees or a substantial number of weeds around the trees are in bloom.

Wet the foliage until it just begins to drip.

1 oz treats 375 sq ft of home orchard, 250 sq ft of nut trees, 500 sq ft of grapes or strawberries, and 300 ~~350~~ [10/17/97]: sq ft of caneberries.

When To Apply

Start spraying after petal fall blooming. Spray when listed pests first appear.

NOTE: To protect bees, do not apply to fruit trees when trees or a substantial number of weeds around the trees are in bloom.

Pests Controlled

~~Home Fruit Trees, Grapes & Berries:~~

Aphids (such as Black Cherry, Leafcurl Plum, Mealy Plum, and Thistle), Blueberry maggots, Cherry Fruit Flies, Cherry Fruitworms, Cranberry Fruitworms, ~~Dried Fruit Beetles~~, Fruitworms (Maggots), Fruit Tree Leafrollers, Grape Berry Moth, Grape Leafrollers, Leafhoppers, Leafrollers, Mealybugs, Mites (such as Brown, European Red, Two-Spotted Spider, and Cherry Rust), Raspberry Fruitworms, Raspberry Sawfly, Scale Crawlers (such as Olive, Parlatoria, San Jose, Walnut, Italian Pear, and Frosted), Spider Mites (see Mites), Strawberry Leafroller, Tentiform Leafminers, Thrips, Twig Borers, Walnut Caterpillars.

FOLIAR SPRAY DIRECTIONS

Amount to Use

<u>PLANT/USE AREA</u>	<u>1 OZ TREATS</u>
HOME ORCHARD	375 SQ FT
NUT TREES	250 SQ FT
GRAPES	500 SQ FT
STRAWBERRIES	500 SQ FT
CANE BERRIES	<u>300-350 SQ FT [10/17/95]</u>

HOME FRUITS & NUT TREES - TREATMENT LIMITATIONS

<u>HOME FRUIT & NUT TREES, GRAPES & BERRIES</u>	DAYS TO WAIT BETWEEN TREATMENTS	TREATMENTS PER YEAR (MAXIMUM) (Max)	DAYS TO WAIT TO HARVEST
Apricots	14	3	21
Cherries	7 to 10 days	3	21
Nectarines	14	3	21
Peaches	14	3	21
Plums	7 to 10 days	3	21
Prunes	7 to 10 days	3	21
<u>Strawberries</u>	7 to 10 days	3	5
Caneberries* (For use in California, Oregon and Washington ONLY): Blackberries, Blueberries, Boysenberries, Dewberries, Loganberries and Raspberries	14	5	7
Walnuts* (California only)	14	3	45
Grapes	7 to 10 days	5	28

*Note: Do not use this product on caneberries or walnuts grown in other states.

HOME ALMOND TREES - DORMANT SEASON IN CALIFORNIA ONLY

Spray once during the dormant season (before leaves come out) to control San Jose and Parlatoria scale.

STORAGE AND DISPOSAL

STORAGE: Keep pesticide in original container. Be sure the small product control valve/green button is in the closed position. Store in a cool, dry place, preferably in a locked storage area. Store in an area inaccessible to children and pets. If product freezes, place container in a warm area (68°F or above) not accessible to children or pets and allow to thaw. Shake well before using.

DISPOSAL: Be sure the small product control valve/green button is in the closed position. Securely wrap partially filled or empty container in several layers of newspaper and discard in trash. Do not reuse empty container.

PRECAUTIONARY STATEMENTS

HAZARDS TO HUMANS & DOMESTIC ANIMALS

CAUTION: Harmful if swallowed, inhaled or absorbed through skin. Avoid contact with eyes, skin, or clothing. Avoid breathing spray mist. Wash thoroughly with soap and water after handling. Wear a long sleeved shirt and long legged pants when spraying. Spray with the wind to your back. Do not spray on windy days. If clothing becomes wet from spray during use, remove clothing after spraying, wash affected body areas thoroughly with soap and water, and launder clothing before wearing again. Do not use inside the home. Avoid contamination of feed and foodstuffs. Do not use on household pets or humans. *[Reentry Icons]* Do not allow children or pets to go onto a treated area until the treated area, such as grass or soil, has dried. Do not contaminate ornamental fish ponds. **FIRST AID:** **IF SWALLOWED:** Call a physician or Poison Control Center immediately. Drink 1 or 2 glasses of water and induce vomiting by touching back of throat with finger. Do not induce vomiting or give anything by mouth if person is unconscious or convulsing. **IF IN EYES:** Rinse eyes with plenty of water and call a physician if irritation persists. **IF INHALED:** Remove victim to fresh air. If not breathing, give artificial respiration, preferably mouth-to-mouth. Get medical attention. **IF ON SKIN:** Wash with plenty of soap and water. Get medical attention. **Note to Physicians:** Emergency Information call 1-800-454-2333, This product is an organophosphate insecticide. If symptoms of cholinesterase inhibition are present, atropine sulfate by injection is antidotal. 2-PAM is also antidotal and may be administered, but only in conjunction with atropine. If ingested, induce emesis or lavage stomach.

ENVIRONMENTAL HAZARDS: This product is highly toxic to birds, fish, and other wildlife. Birds, especially waterfowl, feeding or drinking on treated areas may be killed. Because of the migratory habits of certain Atlantic Coast waterfowl, do not apply this product to lawns in Nassau County, New York, between November 1 and May 20. Do not exceed maximum permitted label rates. Application rates above those recommended significantly increase potential hazards to birds and waterfowl. Avoid overlapping of sprays. For lawns, where watering is recommended in the directions, or if waterfowl (ducks or geese) can be expected in the treated area after treatment (except spot treatment), water lawn with at least 1/4 inch of water immediately after spraying this product; however, stop watering before puddling occurs. Do not apply directly to water. Runoff may be hazardous to aquatic organisms in neighboring areas. Shrimp and crab may be killed at application rates recommended on this label. Do not apply where fish, shrimp, crab, and other aquatic life are important resources. Do not contaminate water by cleaning of equipment or disposal of equipment washwaters. This pesticide is highly toxic to bees exposed to direct treatment or to residues on blooming crops or weeds. Do not apply this product or allow it to drift to blooming crops or weeds if bees are visiting the treatment area.

NOTICE: Buyer assumes all responsibility for safety and use not in accordance with directions.

29/48

[11/6/96]: CIRCLE LOGO: CIBA DIAZINON WATER BASED]

[11/6/96]: SKUNK LOGO: LOW ODOR CIBA DIAZINON]

[11/17/97]: CIRCLE LOGO: DIAZINON WATER BASED]

[11/17/97]: SKUNK LOGO: LOW ODOR DIAZINON]

☞ **Questions, Comments or Medical Information ?**

Call 1-800-225-2883 <http://www.ortho.com>

~~☞ Medical Information call 1-800-454-2333~~

~~—Product Information call 1-800-225-2883~~

© TM Trademarks of Monsanto Company

©Monsanto Company 1997

SOLARIS[®]

Manufactured for

The SOLARIS Group of

Monsanto Company

P.O. Box 5008

San Ramon CA 94583-0808

Form 0-102-01

EPA Reg. No. 239-2643

EPA Est. 239-IA-3¹, 58996-MO-1^A, 56100-LA-1^G

Superscript is first letter of lot number

Made in USA

3. LOCK'N SPRAY® PRODUCT

[1/13/97 Bug-B-Gon® Multi-Purpose Insect Killer,]

**[[ICON] OUTDOOR USE ONLY
[[ICON] WATER BASED**

Makes 48 gallons of Spray (16 fl. oz./Pint)

Makes 96 Gallons of Spray (32 fl. oz./Quart)

This product must not be used on golf courses or sod farms...
For outdoor use on home lawns and home gardens only.

[11/11/97]: May Be All You Need to Stop Pests/Bugs/Insects

Kills All Major Lawn & Garden Pests

KILLS BUGS

LOCK'N SPRAY - AN INNOVATIVE TECHNICAL BREAKTHROUGH IN SPRAYING
CARTRIDGE FOR THE LOCK'N SPRAY SYSTEM/SPRAYER
USE WITH THE LOCK'N SPRAY SYSTEM/SPRAYER
FOR ORTHO'S LOCK'N SPRAY SMART VERSATILE SPRAYER SYSTEM
EASY TO USE, PREMEASURED, ACCURATE, ACCURATE DOSAGE
SIMPLE, EASY TO USE/ONE STEP APPLICATION
NO MIXING - NO MEASURING - NO MESS
NO MIX, NO MEASURE, NO MESSY CLEAN UP
ELIMINATES MIXING AND MEASURING.
NO MIXING OR MEASURING NECESSARY
NO SPILL, CLEAN AND CONVENIENT TO USE
CLOSED SYSTEM PREVENTS SPILLS
SIMPLE AND EASY
AUTOMATIC LOCKING CLOSURE
AUTOMATICALLY MIXES THE RIGHT AMOUNT OF PRODUCT
JUST LOCK AND SPRAY - SNAP'N SPRAY

FOR ROSES, FLOWERS, SHRUBS, TREES, FRUITS, VEGETABLES, LAWNS,
GARDENS & AROUND HOUSE FOUNDATIONS
CONTROLS GARDEN INSECTS AND LAWN INSECTS
NEW / NOW WATER BASED FORMULA
IMPROVED FORMULA
NEW / NOW LOW ODOR FORMULA
CONCENTRATE

MULTI-PURPOSE BUG/PEST INSECT KILLER

Active Ingredient [11/11/97]

Diazinon-[0,0 Diethyl 0 (2-isopropyl 6-methyl 4-pyrimidinyl)

phosphorothioate].....22.4%

Other Inert Ingredients.....77.6%

KEEP OUT OF REACH OF CHILDREN

CAUTION

See Back Panel Booklet for Additional Precautionary Statements

NET CONTENTS-16 fl oz (1 pint) 473 ml;

239-2643.N9

EPA Accepted 8/26/96
Notifications of 7/23/96, 11/6/96, 1/13/97, 1/17/97 (Lock n Spray) , 2/11/97
Concentrate & Ready-Spray) , 3/25/97 & 11/11/97 (Lock'N Spray)
Notification 11/24/97

3/1/48

NET CONTENTS 32 fl oz (1 quart) 946 ml

[1/17/97] Open resealable label for directions and/ & precautions [in arrow format]

INSTRUCTIONS PULL HERE TO
OPEN HERE OPEN LABEL

*ORTHO Diazinon Insect Spray*2 controls a wide range of bugs/pests/insects in home lawns and gardens. This product may be all you need to stop insects/bugs/pests on roses, listed flowers, trees, shrubs, lawns, vegetables, fruits, nuts, and around house foundations.

~~Treats 2,500 sq ft of lawn (pint), 5,000 sq ft of lawn (quart).~~ [moved to below]

CONTROLS GARDEN INSECTS

Aphids, Cucumber Beetles, Cabbageworms, Codling Moth, [1/17/97] Leafhoppers, Mites, Tent Caterpillars, [added from pest controlled list] Whiteflies and many others.[1/17/96 opt - as listed inside.]

CONTROLS LAWN INSECTS

Ants, Fleas, Sod Webworms, Brown Dog Ticks, White Grubs, [1/17/97] Mole Crickets, [added from pest controlled list] [1/17/96 opt - and many others as listed inside] Treats 2,500 sq ft of lawn (pint), 5,000 sq ft of lawn (quart).

Pest Around House Foundations: Ants, Brown Dog Ticks, Crickets, Fleas, Sowbugs, Spiders, (including Black Widow Spiders) and many others.[1/17/96 opt - as listed inside] [moved from inside booklet to aid consumer understanding prior to purchase]

~~Kills Black Widow Spiders [redundant]~~

[1/17/97] FOR USE WITH THE LOCK 'N SPRAY ® SYSTEM

[11/11/97]: Lock 'N Spray makes lawn and garden care easy. Simply choose the attach this cartridge to the Lock 'N Spray Sprayer application that you need and attach it to the sprayer (sold separately) as shown. Eliminates mixing, measuring, and messy clean up. Prevents spills and leaks. Automatically mixes the right amount of product and water for accurate dosage.


[11/11/97]

Product Facts	
KILLS	• Grubs, Mole Crickets, Sod Webworms
	BUGS • Aphids, Cabbageworms, Cucumber Beetles, Leafhoppers, Mites, Tent Caterpillars, Whiteflies
	• Ants, Crickets, Brown Dog Ticks, Fleas, Sowbugs, Spiders
(as listed inside label)	• Plus Many More
WHERE	• On lawns
TO USE	• On roses, flowers, shrubs, trees, vegetables, fruits & nuts

239-2643.N9

EPA Accepted 8/26/96
Notifications of 7/23/96, 11/6/96, 1/13/97, 1/17/97 (Lock n Spray) , 2/11/97 Concentrate & Ready-Spray) , 3/25/97 & 11/11/97 (Lock'N Spray) Notification 11/24/97

• Around house foundations

 Questions, Comments or Medical Information
call 1-800-225-2883 <http://www.ortho.com>

Picture 1 Connect sprayer to hose.

Picture 2 Attach and lock cartridge to sprayer. Make sure sprayer nozzle tip is down.

Picture 3 Turn on water and spray.

When finished spraying the cartridge reseals itself automatically. No spills. No leaks. For complete Lock 'N Spray System directions see inside this label.

DO NOT USE ON HUMANS OR ANIMALS.

~~THE FOLLOWING COPY IS FOR FIX-A-FORM BOOKLET TYPE LABELS WHICH CONSUMERS CAN OPEN, READ, AND RESEAL EASILY AT RETAIL AS WELL AS AT TIME OF USE~~

~~[11/11/97]: Open resealable label for directions and precautions.~~

~~Peel open for use directions and further information:~~

~~CAUTION: Harmful if swallowed, inhaled or absorbed through skin. See additional precautionary statements and use directions inside booklet.~~

~~[11/11/97]: TEXT BELOW DELETED SINCE REDUNDANT AND APPEARS IN OTHER PORTIONS OF LABEL TEXT~~

~~ Medical Information call 1-800-454-2333~~

~~— Product Information call 1-800-225-2883~~

~~Manufactured for
The SOLARIS Group of
Monsanto Company
P.O. Box 5008
San Ramon CA 94583 0808
Form~~

~~EPA Reg. No. 239-2643~~

~~EPA Est. 239-1A-3^f, 58996 MO-1^A, 56100 LA-1^G, 34313 TX-1^H~~

~~Superscript is first letter of lot number~~

~~Made in USA~~

DIRECTIONS FOR USE: It is a violation of Federal law to use this product in a manner inconsistent with its labeling.

READ ENTIRE LABEL. USE STRICTLY IN ACCORDANCE WITH PRECAUTIONARY STATEMENTS AND DIRECTIONS. Be sure the plants, use areas, and pests you want to treat are listed on the label before you spray.

[11/11/97]: SHAKE WELL

~~HOW TO USE [directions clarified for ease of consumer understanding]~~

- ~~1. Connect sprayer to garden hose by turning the sprayer hose connector.~~
- ~~2. Peel off sticker from the top of cartridge.~~
- ~~3. Point sprayer away from you. Hold cartridge so label faces you. Attach cartridge to sprayer.~~
- ~~4. Turn cartridge in either direction until it clicks into place.~~
- ~~5. Turn on water.~~
- ~~6. Rotate sprayer nozzle to direct spray up or down, or remove for a 20-25 foot jet spray.~~
- ~~7. Squeeze (color) trigger and begin spraying.~~
- ~~8. When finished, release (color) trigger then turn cartridge to unlock and remove from sprayer. (No need to turn off water.)~~
- ~~9. Flush sprayer with water, squeezing and releasing the (color) trigger in short bursts 2 or more times.~~
- ~~10. Turn off water and squeeze the (color) trigger to relieve water pressure.~~
- ~~11. Leave sprayer on garden hose for use as a watering device, or disconnect, shake off excess water, and store in a safe place.~~

[11/11/97] HOW TO USE THE Lock'N Spray® [logo] SYSTEM

CONNECT Illustration #1	Connect sprayer to hose.
Illustration #2	Attach cartridge to sprayer. Turn cartridge until it clicks into place.
SPRAY Illustration #3	To begin spraying, rotate sprayer nozzle tip to direct spray up or down, or remove for a 20 to 25 ft jet spray. Turn on water and squeeze trigger.
FINISH Reverse Illustration #2	<ul style="list-style-type: none"> • To stop spraying, release trigger, unlock cartridge and remove from sprayer. (No need to turn off water). • To clean sprayer, flush with water, squeezing and releasing trigger in 2 short bursts. Turn off water. • To disconnect sprayer, relieve water pressure by squeezing trigger.

Cartridge reseals itself automatically - No spills, no leaks!

Cartridge reseals itself automatically - No spills, no leaks!

Note: Each cartridge contains five gradations. Therefore, one line equals 2.67 oz (pint) 5.33 oz (quart) of product.

ROSES, FLOWERS, SHRUBS & SHADE TREES

PLANTS: Including Arborvitae, Azaleas, Birch, Boxwood, Camellias, Chrysanthemums, Carnations, Crabapples, ~~Crab Apples~~, Dogwood, Douglas Fir, Elm, Euonymus, Gladioli, Hawthorn, Hemlock, Holly, Juniper, Lilac, Lilies, Locust, Maple, Marigolds, Mimosa, Oak, Ornamental Plum, Pine, Poplar, Pyracantha, Rhododendrons, Roses, Spirea, Spruce, Sycamore, Wax Plant (Hoya), Willow, Yellowwood, Yew.

DO NOT use on Ferns, Poinsettia, Hibiscus, Papaya, Pilea, Gardenia, or and Orchids since plant injury may occur.

PESTS CONTROLLED [ICON]

~~On Roses, Flowers, Shrubs & Shade Trees [redundant text deleted]~~

Aphids, Apple and & Thorn Skeletonizers, Bagworms, Bean Beetles, Cabbageworms, Codling Moths, Cucumber Beetles, Cutworms, Dipterous Leafminers (such as Arborvitae, Azalea, Birch, Boxwood, Holly, and Oak), European Pine Shoot Moth, Flea Beetles, Hemlock Chermes, Hemlock Woolly Adelgid, Holly Bud Moth, Leafhoppers, Leafminers, Lacebugs, Leafrollers, Mealybugs, Mites (such as Carnation Bud, Carnation Shoot, Clover, Cyclamen, European Red, Privet, and Two-spotted Spider), Oak Loopers, Obscure Root Weevil, Omnivorous Leaf-tiers, Pear Slugs, Scale Crawlers (such as Cottony-cushion, Euonymus, Lecanium, Pine Needle, Pit, San Jose and Soft), Spider Mites (see Mites), Tent Caterpillars, Thrips, Webworms (such as Cotoneaster, Fall, Juniper and Mimosa), and Whiteflies.

[directions divided to provide clarity]

Amount to Spray Use

~~Spray when listed pests first appear. Spray plant to wet leaves and branches to dripping point. Repeat as needed to maintain control.~~

When to Apply [Clock Icon]

~~Spray when listed pests first appear. Spray plant to wet leaves and branches to dripping point. Repeat as needed to maintain control.~~

HOME LAWNS AND OTHER OUTDOOR HOME RECREATIONAL AREAS

Be sure to read the ENVIRONMENTAL HAZARDS section before you begin.

PESTS CONTROLLED [Icon Selected insects]

~~On Home Lawns [redundant]~~

ABOVE GROUND SURFACE PESTS: Ants, Armyworms, Bermudagrass Mites, Brown Dog Ticks, Chiggers, Chinch Bugs, Clover Mites, Crickets, Cutworms,

Dichondra Flea Beetles, Digger Wasps, Earwigs, Fleas, Frit Flies, Millipedes, Lawn Billbugs, Lawn Moths, Leafhoppers, Rhodesgrass Scales, Sowbugs (Pillbugs), Sod Webworms, Springtails (Collembola).

UNDERGROUND SUBSURFACE PESTS: European Crane Fly (Larvae), Grubs (Japanese Beetle, May Beetle, European Chafer, Southern Chafer), Mole Crickets, Hyperodes Weevil.

Amount to Spray Use [Two Easy Steps To Apply - alternate header] [ICON]

1. Measure lawn. ~~the area to be sprayed.~~ Calculate square feet by multiplying length ~~by times~~ width [walking man icon].
2. Spray evenly over lawn. ~~area.~~ Each line on cartridge represents ~~the amount of product needed to covers~~ approximately 450 square feet (pint), 900 square feet (quart) ~~of lawn.~~

When to Water [WATER HOSE ICON]

[1/17/97] For Above Ground Surface Pests - For insects/bugs/pests that live above or near the soil surface (above ground pests), ~~such as Ants, Clover Mites, Crickets, Sod Webworms, Chinch Bugs and Sowbugs, [redundant]~~ thoroughly water the lawn a few hours before applying. (See ~~above~~ for complete list of for lawn surface pests.)

[1/17/97] For Underground Subsurface Pests - For insects/bugs/pests that live in the soil (underground pests), ~~such as European Crane Fly (larvae), Grubs, Hyperodes Weevils, and Mole Crickets, [redundant]~~ water the lawn after you spray to soak/carry the insecticide down into the soil.

SPECIAL INSTRUCTIONS[1/17/97] Alternative heading] When to Apply [ICON] Grubs and/& European Crane Fly (larvae): Consult your local County Cooperative Extension Agent Agricultural Extension Service for proper time to treat ~~lawn pests such as Grubs and European Crane Fly (larvae).~~ [text reordered to aid in consumer understanding]

~~For~~ Mole Crickets: Apply in May or June when pests are small.

~~For~~ Brown Dog Ticks: Spray grass and under shrubbery, particularly near the house. Do not spray pets with this product.

~~For~~ Digger Wasps: Apply at dusk when wasps are not active.

Frit Flies: Mow and water thoroughly before treatment, but delay application until lawn is dry. Apply when crawlers first emerge.

AROUND HOUSE FOUNDATIONS

PESTS CONTROLLED

NUISANCE PESTS OUTDOORS: [heading moved from below] [Icon: Insect]

Ants, Boxelder Bugs, Brown Dog Ticks, Chiggers, Clover Mites, Cockroaches, Crickets, Earwigs, Fleas, Flies, Millipedes, Scorpions, Sowbugs (Pillbugs), Spiders

(including Black Widow Spiders), Springtails (Collembola).

NUISANCE PESTS OUTDOORS: [1/17/97] Amount to Spray Use

To keep insects from entering the house, spray a five-foot (5 ft) band of soil around the house next to the foundation. Also spray the foundation of the house to a height of 2 feet. [advisory statement] DO NOT apply to vinyl siding as staining may occur. Each line on cartridge represents the amount of product needed to covers approximately 57 linear feet (pint), 114 linear feet (quart); [400 square feet (pint), 800 square feet (quart)]. Repeat as needed. ~~Do not treat lawns or plants (other than tree trunks) at this rate. [Copy moved from below]~~

Also spray walks, firewood piles, garbage cans, tree trunks, and into cracks and other places where insects can hide. ~~Do not treat lawns or plants (other than tree trunks) at this rate [text moved to above]~~ Do not burn sprayed firewood for 2 weeks after treatment.

VEGETABLES - BEFORE PLANTING

Use a product such as ORTHO Diazinon Soil & Turf Insect Control for best results.

VEGETABLES & MELONS - FOLIAR SPRAY

BE SURE TO FOLLOW IMPORTANT LIMITATIONS FOR THE SPECIFIC EDIBLE PLANT CROP YOU ARE SPRAYING INCLUDING THE AMOUNT OF SPRAY WHICH CAN BE APPLIED, THE INTERVAL BETWEEN SPRAYS, AND THE DAYS TO WAIT BEFORE HARVEST. (see below/ table). *[moved from below]*

~~PLANTS: Beans (fresh only), Broccoli, Carrots, Cauliflower, Chinese Broccoli, Chinese Cabbage, Collards, Cucumbers, Endive (Escarole), Kale, Lettuce, Melons (Cantaloupes, Casaba, Crenshaws, Honeydews, Muskmelons, Persian, and Hybrids of these), Onions (Bulb & Green), Parsnips, Peas† (fresh only), Peppers, Potatoes, Radishes, Rutabagas, Spinach, Summer Squash, Winter Squash, Sweet Corn, Tomatoes, and Turnips.~~ *[text moved into tabular form]*

PESTS CONTROLLED [ICON: Insect]

~~On Vegetables & Melons~~

~~Foliar Spray: *[redundant]* Aphids, Armyworms, Colorado Potato Beetles, Cucumber Beetles, Diamond-Back Moth (larvae), Leafminers (Dipterous) * Dipterous Leafminers **, Flea Beetles, Grasshoppers, Imported Cabbageworms, Leafhoppers, Mexican Bean Beetle, Mites, Spider Mites, Onion Thrips, Thrips, Vinegar Fly, Whiteflies.~~

*NOTE: Resistant leafminers will not be controlled by diazinon or similar type insecticides.

Plants: See table below. [11/11/97]

~~FOLIAR SPRAY DIRECTIONS *[redundant]*~~

~~BE SURE TO FOLLOW IMPORTANT LIMITATIONS FOR THE SPECIFIC CROP YOU ARE SPRAYING (see below).~~

[1/17/97] Amount to Spray Use

~~Spray when listed pests first appear. Spray plants to wet leaves to dripping point, vegetables until plants just begin to drip. Each line on cartridge represents the amount of product needed to covers approximately 2800 square feet (pint), 5600 square feet (quart). Repeat sprays 7 to 10 days apart if needed, but do not apply more than 3 times per season for Beans and Peas, or more than 5 times per season for all other listed vegetables. Do not treat fruits and vegetables grown in greenhouses. Do not feed treated plants to animals. *[text moved to below and into tabular format for ease of consumer understanding]*~~

[1/17/97] When to Apply. [ICON]

~~Spray when listed pests first appear. [ICON: Selected Insect(s)]. Repeat, if needed. Do not treat fruits and vegetables grown in greenhouses. Do not feed treated plants to animals.~~

<u>Vegetables & Melons</u>	<u>DAYS TO WAIT BETWEEN APPLICATIONS TREATMENTS</u>	<u>APPLICATIONS treatments-PER Year (MAXIMUM) Max</u>	<u>Days to Wait To Before-Harvest</u>
<u>Tomatoes</u>	<u>7 to 10</u>	<u>5</u>	<u>1</u>
<u>Melons, Winter Squash</u>	<u>7 to 10</u>	<u>5</u>	<u>3</u>
<u>Peppers,</u>	<u>7 to 10</u>	<u>5</u>	<u>5</u>
<u>Beans (fresh only)*</u> <u>Peas (fresh only),*</u>	<u>7 to 10</u>	<u>3</u>	<u>7</u>
<u>Broccoli, Cauliflower,</u> <u>Cucumbers, Summer Squash, Sweet Corn**</u>	<u>7 to 10</u>	<u>5</u>	<u>7</u>
<u>Chinese Broccoli,</u> <u>Chinese Cabbage,</u> <u>Collards, Kale</u>	<u>7 to 10</u>	<u>5</u>	<u>10</u>
<u>Carrots, Endive (Escarole), Lettuce,</u> <u>Onions (Bulb & Green), Parsnips,</u> <u>Radishes, Rutabagas,</u> <u>Spinach, Turnips</u>	<u>7 to 10</u>	<u>5</u>	<u>14</u>
<u>Potatoes</u>	<u>7 to 10</u>	<u>5</u>	<u>35</u>

*NOTE: [11/11/97] This product is registered only for use on fresh beans and peas. Do not use if you plan to grow beans and peas to eat when dried (such as pinto beans, dried limas, split peas or dried black-eyed peas). Do not use on dried bean or pea varieties such as pinto beans, dried limas split peas or dried black-eyed peas. To protect bees, do not apply to bean or pea foliage if the plants or weeds in the treatment area are in bloom. **Do not apply to corn during the pollen shed period.

[Information included in table above]

Wait the following number of days before harvesting vegetables:

Vegetables _____ Days to Wait Before Harvest
 Tomatoes _____ 1 day

- ~~Melons, Winter Squash~~ ~~3 days~~
- ~~Peppers, Strawberries~~ ~~5 days~~
- ~~Beans † (fresh only), Broccoli,~~ ~~7 days~~
~~Cauliflower,~~
- ~~Cucumbers, Peas † (fresh only),~~
- ~~Summer Squash, Sweet Corn~~

- ~~Chinese Broccoli, Chinese Cabbage,~~ ~~10 days~~
- ~~Collards, Kale~~

- ~~Carrots, Endive (Escarole), Lettuce,~~ ~~14 days~~
- ~~Onions (Bulb & Green), Parsnips,~~
- ~~Radishes, Rutabagas, Spinach, Turnips~~

- ~~Potatoes~~ ~~35 days~~

~~† NOTE: Do not use on dried bean or pea varieties such as pinto beans, dried limas, split peas or dried black eyed peas. To protect bees, do not apply to bean or pea foliage if the crop or weeds in the treatment area are in bloom. Do not apply to corn during the pollen shed period.~~

HOME FRUIT & NUT TREES, GRAPES and BERRIES*[moved from below]*

BE SURE TO FOLLOW IMPORTANT LIMITATIONS FOR THE SPECIFIC EDIBLE PLANT CROP YOU ARE SPRAYING, INCLUDING THE AMOUNT OF SPRAY WHICH CAN BE APPLIED, THE INTERVAL BETWEEN SPRAYS, AND THE DAYS TO WAIT BEFORE HARVEST.

PESTS CONTROLLED [ICON]~~Home Fruit Trees, Grapes & Berries: [redundant]~~

Aphids (such as Black Cherry, Leafcurl Plum, Mealy Plum, and Thistle), Blueberry maggots, Cherry Fruit Flies, Cherry Fruitworms, Cranberry Fruitworms, ~~Dried-Fruit Beetles~~, Fruitworms (Maggots), Leafrollers (Fruit Tree & Strawberry) Leafrollers, Grape Berry Moths, Grape Leafrollers, Leafhoppers, Mealybugs, Mites (such as Brown, European Red, Two-Spotted Spider, and Cherry Rust), Raspberry Fruitworms, Raspberry Sawfly, Scale Crawlers (such as Olive, Parlatoria, San Jose, Walnut, Italian Pear, and Frosted), Spider Mites (see Mites), Strawberry Leafroller, Leafminers (Tentiform), ~~Leafminers~~, Thrips, Twig Borers, Walnut Caterpillars.

Plants: See Table Below. [11/11/97]**FOLIAR SPRAY DIRECTIONS**

~~BE SURE TO FOLLOW IMPORTANT LIMITATIONS FOR THE SPECIFIC CROP YOU ARE SPRAYING, INCLUDING THE AMOUNT OF SPRAY WHICH CAN BE APPLIED, THE INTERVAL BETWEEN SPRAYS, AND THE DAYS TO WAIT BEFORE HARVEST.~~

[1/17/97] When to Apply [ICON]

~~Start spraying after blooming. Spray when listed pests first appear. Start spraying after petal fall.~~ [Moved from below] NOTE: To protect bees, do not apply to fruit trees when trees or a substantial number of weeds around the trees are in bloom.

[1/17/96] Amount to Spray Use

Spray plant to wet leaves and branches to dripping point. Wet the foliage until it just begins to drip.

Each line on cartridge represents the amount of product needed to covers approximately 1000 square feet (pint), 2000 square feet (quart) of home fruit trees, orchard, 660 square feet (pint), 1320 square feet (quart) of nut trees; 1330 square feet (pint), 2660 square feet (quart) of grapes or strawberries; and 800 ~~930~~ square feet (pint), 1600 ~~1860~~ square feet (quart) of canberries.

~~NOTE: To protect bees, do not apply to fruit trees when trees or a substantial number of weeds around the trees are in bloom. [Moved to above]~~

4/1/98

HOME FRUITS & NUT TREES — TREATMENT LIMITATIONS

HOME FRUIT & NUT TREES, BERRIES & GRAPES	DAYS TO WAIT BETWEEN APPLICATIONS TREATMENTS	APPLICATIONS TREATMENTS PER YEAR (Maximum) (Max)	DAYS TO WAIT TO HARVEST
Apricots	14	3	21
Cherries	7 to 10 days	3	21
Nectarines	14	3	21
Peaches	14	3	21
Plums	7 to 10 days	3	21
Prunes	7 to 10 days	3	21
Strawberries	7 to 10 days	3	5
Caneberries*** (For use in California, Oregon and Washington ONLY): Blackberries, Blueberries, Boysenberries, Dewberries, Loganberries and Raspberries	14	5	7
Walnuts*** (California only)	14	3	45
Grapes	7 to 10 days	5	28

***Note: Do not use this product on caneberries or walnuts grown in other states.

HOME ALMOND TREES - DORMANT SEASON IN CALIFORNIA ONLY
 Almonds: Spray once during the dormant season (before leaves come out) to control San Jose and Parlatoria scale.

[11/11/97]: Do not treat fruits and vegetables grown in greenhouses. Do not feed treated plants to animals.

42/48

| STORAGE AND DISPOSAL [TRASH CAN ICON]

STORAGE: Keep pesticide in original container. Store in a cool, dry place, preferably in a locked storage area. Store in an area inaccessible to children and pets. If product freezes, place container in a warm area (68°F or above) not accessible to children or pets and allow to thaw. Shake well before using.

DISPOSAL: Securely wrap partially filled or empty container in several layers of newspaper and discard in trash. Do not reuse empty container.

| PRECAUTIONARY STATEMENTS [ICON]: Exclamation Point 11/11/97

HAZARDS TO HUMANS & DOMESTIC ANIMALS

CAUTION: Harmful if swallowed, inhaled or absorbed through skin. Avoid contact with eyes, skin, or clothing. Avoid breathing spray mist. Wash thoroughly with soap and water after handling. Wear a long-sleeved shirt and long-legged pants when spraying. Spray with the wind to your back. Do not spray on windy days. If clothing becomes wet from spray during use, remove clothing after spraying, wash affected body areas thoroughly with soap and water, and launder clothing before wearing again. Do not use inside the home. Avoid contamination of feed and foodstuffs. Do not use on household pets or humans. *[Reentry Icons]* Do not allow children or pets to go onto a treated area until the treated area, such as grass or soil, has dried. Do not contaminate ornamental fish ponds. **FIRST AID:** **IF SWALLOWED:** Call a physician or Poison Control Center immediately. Drink 1 or 2 glasses of water and induce vomiting by touching back of throat with finger. Do not induce vomiting or give anything by mouth if person is unconscious or convulsing. **IF IN EYES:** Rinse eyes with plenty of water and call a physician if irritation persists. **IF INHALED:** Remove victim to fresh air. If not breathing, give artificial respiration, preferably mouth-to-mouth. Get medical attention. **IF ON SKIN:** Wash with plenty of soap and water. Get medical attention. **Note to Physicians:** Emergency Information call 1-800-225-2883, ~~454-2333~~. This product is an organophosphate insecticide. If symptoms of cholinesterase inhibition are present, atropine sulfate by injection is antidotal. 2-PAM is also antidotal and may be administered, but only in conjunction with atropine. If ingested, induce emesis or lavage stomach.

ENVIRONMENTAL HAZARDS: This product is highly toxic to birds, fish, and other wildlife. Birds, especially waterfowl, feeding or drinking on treated areas may be killed. Because of the migratory habits of certain Atlantic Coast waterfowl, do not apply this product to lawns in Nassau County, New York, between November 1 and May 20. Do not exceed maximum permitted label rates. Application rates above those recommended significantly increase potential hazards to birds and waterfowl. Avoid overlapping of sprays. For lawns, where watering is recommended in the directions, or if waterfowl (ducks or geese) can be expected in the treated area after treatment (except spot treatment), water lawn with at least 1/4 inch of water immediately after spraying this product; however, stop watering before puddling occurs. Do not apply directly to water. Runoff may be hazardous to aquatic organisms in neighboring areas. Shrimp and crab may be killed at application rates recommended on this label. Do not apply where fish, shrimp, crab, and other aquatic life are important resources. Do not contaminate water by cleaning of equipment or disposal of equipment washwaters. This pesticide is highly toxic to bees exposed to direct treatment or to residues on blooming crops or weeds. Do not apply this product or allow it to drift to blooming crops or weeds if bees are visiting the treatment area.

NOTICE: Buyer assumes all responsibility for safety and use not in accordance with directions.

44/48

☎ Questions, Comments or Medical Information ?
Call 1-800-225-2883 <http://www.ortho.com>

~~☎ Medical Information call 1-800-454-2333~~
~~— Product Information call 1-800-225-2883~~

© Trademarks of Monsanto Company Solaris®
© Monsanto Company 1997⁴

[11/6/96]: [CIRCLE LOGO: CIBA DIAZINON WATER BASED]
[11/6/96]: SKUNK LOGO: LOW ODOR CIBA DIAZINON]

[11/17/97]: CIRCLE LOGO: DIAZINON WATER BASED
[11/17/97]: CIRCLE LOGO: LOW ODOR DIAZINON

Manufactured for
The SOLARIS Group of
Monsanto Company
P.O. Box 5008
San Ramon CA 94583-0808
Form- 0-148-02 (Qt) ~~9-148-01~~
EPA Reg. No. 239-2643
EPA Est. 239-IA-3¹, 58996-MO-1^A, 56100-LA-1^G, 34313-TX-1^H
Superscript is first letter of lot number
Made in USA UPC2.

45/48

LOCK'N SPRAY® PRODUCT
BUG-B-GON® Multi-Purpose Insect Killer

[11/24/97 shroud top sticker]

PEEL OFF

[11/24/97 shroud sticker]

Free Sprayer
See back for details

[11/11/97 rebate sticker]
Mail-In Refund

GET A
SPRAYER
FREE
With the purchase of
TWO/ 2 Cartridges

See Inside for Details

To receive up to \$8
back by mail on your

Lock 'N Spray®
sprayer purchase,
you must:

- Purchase any two Lock 'N Spray 32 oz. Cartridges AND one Lock 'N Spray Sprayer.
- Send your name and address, clearly printed on a 3" x 5" card and your original cash register receipt(s) with qualifying Lock 'N Spray purchase prices circled to:

Lock 'N Spray Refund
P.O. Box 3138
Grand Rapids, MN
55745-3138

Offer good only in USA. Limit one refund request per person, household, family or address. Refund is limited to amount paid for sprayer and will be no more than \$8.00. Multiple, commercial or group requests void. Only your original 3" x 5" completed card and original, complete cash register receipt will be honored. No facsimiles or reproductions accepted. Your refund cannot be assigned or transferred. Void where prohibited. Please allow 6-8 weeks for shipment. Request must be received by 9/30/98.

©1997 Monsanto Company

[11/11/97 shroud sticker]

NEW!

Lock 'N Spray®
SYSTEM

Easy

[illustration]

Fast

[illustration]

Clean

[illustration]

Sprayer Sold Separately

[11/24/97 Additional text for Lock 'N Spray starter kit card]

ORTHO®

Lock 'N Spray®

SYSTEM

STARTER KIT

NEW!

Reusable

Sprayer

System!

CARTRIDGE

SPRAYER

ONLY ONE SPRAYER NEEDED FOR

WEED B GON®, BUG B GON® and GREENSWEEP®

<u>Just lock in a cartridge and you're ready to.....</u>	<u>Kill Weeds</u> <u>[Illustration]</u> WEED B GON®	<u>Kill Bugs</u> <u>[Illustration]</u> BUG B GON®	<u>Fertilize</u> <u>[Illustration]</u> GREENSWEEP®
--	--	--	---

[DIAGRAM: Sprayer attached to Bug-B-Gon cartridge]

3 Spray Patterns:

- Up
- Down
- Detach for 20-25 foot jet stream spray

On-Off Trigger

Interchangeable Cartridges (Also sold separately)

<u>[Illustration] Connect sprayer to hose.</u> Easy
<u>[Illustration] Lock cartridge onto sprayer.</u> Fast
<u>[Illustration] Turn on water and squeeze trigger to spray. When finished spraying, the cartridge reseals itself automatically. No spills, no leaks!</u> Clean

LOCK'N SPRAY® PRODUCT
BUG-B-GON® Multi-Purpose Insect Killer



rebate sticker cover

PEEL OFF

To receive up to \$8 back by mail on your Lock 'N Spray sprayer purchase, you must:

- Purchase any two Lock 'N Spray 32 oz. cartridges AND one Lock 'N Spray sprayer.
- Send your name and address, clearly printed on a 3" x 5" card and your original cash register receipt(s) with qualifying Lock 'N Spray purchase price circled to:

Lock 'N Spray Refund
P.O. Box 3138
Grand Rapids, MN
55745-3138

Offer good only in USA. Limit one refund request per person, household, family or address. Refund is limited to amount paid for sprayer and will be no more than \$8.00. Multiple, commercial or group requests void. Only your original 3" x 5" completed card and original, complete cash register receipt will be honored. No facsimiles or reproductions accepted. Your refund cannot be assigned or transferred. Void where prohibited. Please allow 6-8 weeks for shipment. Request must be received by 1/31/98.

©1997 Monsanto Company. Other and Lock 'N Spray® are trademarks of Monsanto Company.

rebate sticker inside

