

PM 13

239-2643

505785
1/23

MAY 13 1996

Mr. Frank Kamienski
The SOLARIS Group of Monsanto Co.
P.O. Box 5006
San Ramon, CA 94583-0906

Dear Mr. Kamienski:

Subject: Amendment - Revise subsets of master label in
accordance with EPA letters of April 8 & 9, 1996
ORTHO Diazinon Insect Spray 2
EPA Registration Number 239-2643
Your label submission dated April 22, 1996

The amendment referred to above, submitted in connection
with registration under FIFRA section 3(c)(7)(a), is acceptable
provided that you:

1. Submit and/or cite all data or other material required for
registration/reregistration of your product under FIFRA
section 3(c)(5) or FIFRA section 4 when the Agency requires
all registrants of similar products to submit such data.
2. Make the labeling changes listed below before you release
the product for shipment bearing the amended labeling
 - a) For "liquid concentrate" label, revise the Quick Reference
entry for fire ants from "FIRE ANT CONTROL" to "FIRE ANTS"
with "Aids in Control" appearing directly under, since the
label claim is only aids in control of fire ants.
 - b. For the "liquid concentrate" label, under the heading ROSES,
FLOWERS, SHRUBS & SHADE TREES, revise "since injury may
occur" to "since plant injury may occur."
 - c) For the "liquid concentrate" label, in the last paragraph
under the heading THREE EASY STEPS TO MIX AND APPLY,
revise "over desired area" to "over measured area".

- d) For the "liquid concentrate" label, directly under the heading FIRE ANT MOUNDS IN HOME LAWNS add "Aids in the control of Fire Ants". If you wish to expand this to the full use site present on other companies' lawn & garden WBC products, you could add the longer "Aids in the control of Fire Ants in home lawns and other outdoor home recreation areas."
- e) For the "liquid concentrate" label, under the heading VEGETABLES - BEFORE PLANTING at the end of the To Control Cutworms & Wireworms directions, revise "over desired area" to "over measured area".
- f) For the "liquid concentrate" label, under the heading VEGETABLES - FOLIAR SPRAY at the end of the first paragraph of FOLIAR SPRAY DIRECTIONS, revise "in the desired area" to "in the measured area".
- g) For the "liquid concentrate" label, in the seventh sentence under the heading ENVIRONMENTAL HAZARDS, you may revise "where irrigation (watering) is" to "where watering is".
- h) For the "Ready-Spray" label, Under the heading HOW TO USE, capitalize the "C" of "connect" at the beginning of the second sentence.
- i) For the "Ready-Spray" label, under the heading ROSES, FLOWERS, SHRUBS & SHADE TREES, revise "since injury may occur" to "since plant injury may occur."
- j) For the "Ready-Spray" label, under the heading On Home Lawns, SURFACE PESTS, delete "Also aids in controlling Fire Ants." As correctly indicated in your cover letter, there are no directions for Fire Ant control on the Ready-Spray label.
- k) For the "Ready-Spray" label, under the heading NUISANCE PESTS OUTDOORS, revise "Do not treat lawns or plants (other than tree trunks) at this rate." to "Do not treat lawns or plants (other than tree trunks) at this rate (1 oz. per 150 sq. ft.)."
- l) For the "Ready-Spray" label, under the heading VEGETABLES-FOLIAR SPRAY, at the beginning of the FOLIAR SPRAY DIRECTIONS, add "BE SURE TO FOLLOW IMPORTANT LIMITATIONS FOR THE SPECIFIC CROP YOU ARE SPRAYING (see below)."
- m) For the "Ready-Spray" label, under the heading HOME FRUITS, NUT TREES, GRAPES and BERRIES, after the PESTS CONTROLLED

section (and before the Amount to Use table) add the heading FOLIAR SPRAY DIRECTIONS with the following associated text: "BE SURE TO FOLLOW IMPORTANT LIMITATIONS FOR THE SPECIFIC CROP YOU ARE SPRAYING, INCLUDING THE AMOUNT OF SPRAY WHICH CAN BE APPLIED, THE INTERVAL BETWEEN SPRAYS, AND THE DAYS TO WAIT BEFORE HARVEST. Start spraying after blooming. Spray when listed pests first appear. Wet the foliage until it just begins to drip. NOTE: TO protect bees, do not apply to fruit trees when trees or a substantial number of weeds around the trees are in bloom.". Then, delete the paragraph "Spray when.... in bloom" from beneath the Amount to Use table and the paragraph "Spray when.., in bloom" from beneath the HOME FRUIT & NUT TREES table.

- n) Revise the heading for the fruit and nuts treatment limits/ PHI table from "HOME FRUIT & NUT TREES" to "HOME FRUITS & NUT TREES - TREATMENT LIMITATIONS".
 - o) For the "Ready-Spray" label, in the seventh sentence under the heading ENVIRONMENTAL HAZARDS, you may revise "where irrigation (watering) is" to "where watering is".
- 3) Submit three (3) copies of your final printed labeling before you release the product for shipment.

If these conditions are not complied with, the registration will be subject to cancellation in accordance with FIFRA section 6(e). Your release for shipment of the product constitutes acceptance of these conditions.

A stamped copy of the label is enclosed for your records. While the Agency realizes that the label subsets will be marketed separately, please be sure that future amendment requests be accompanied by the complete master label (i.e., both subsets).

Sincerely,

George T. LaRocca
Product Manager (13)
Insecticide-Rodenticide Branch
Registration Division (7505C)

4/23

DIAZINON INSECT SPRAY₂

1. LIQUID CONCENTRATE PRODUCT

BONUS 25% MORE 40 FL OZ AT REGULAR 32 FL OZ PRICE

[[ICON]] OUTDOOR USE ONLY
[[ICON]] WATER BASED

ORTHO Diazinon Insect Spray₂

Makes up to 96 Gallons of Spray [qt. size]

This product must NOT be used on golf courses or sod farms.

For outdoor use on home lawns and home gardens only.

FOR ROSES, FLOWERS, SHRUBS, TREES, FRUITS, VEGETABLES, LAWNS,
GARDENS & AROUND HOUSE FOUNDATIONS

CONTROLS GARDEN INSECTS AND LAWN INSECTS

NEW / NOW WATER BASED FORMULA

IMPROVED FORMULA

NEW / NOW LOW ODOR FORMULA

CONCENTRATE

NEW / NOW WITH MEASURING CAP & POUR SPOUT

IMPROVED PACKAGE

NEW/NOW WITH MEASURING CAP

EASY POUR SPOUT

FAST & EASY MEASURING CAP

MULTI-PURPOSE BUG/PEST INSECT KILLER

ACCEPTED
with COMMENTS
in EPA Letter Dated

MAY 13 1996

Under the Federal Insecticide,
Fungicide, and Rodenticide Act
as amended, for the pesticide
registered under EPA Reg. No.

239-2643

Active Ingredient

Diazinon: O,O-Diethyl O-(2-isopropyl-6-methyl-4-pyrimidinyl)

phosphorothioate.....22.4%

Inert Ingredients.....77.6%

KEEP OUT OF REACH OF CHILDREN

CAUTION

See Back Panel Booklet for Additional Precautionary Statements

NET CONTENTS 32 fl oz (1 qt) 946 ml .

NET CONTENTS 16 fl oz (1 pt) 473 ml

NET CONTENTS 64 fl oz (1/2 gal) 1.89 L

NET CONTENTS 40 fl oz (1qt 8 fl oz)1.18 L

5/23

INSTRUCTIONS
OPEN HERE

*ORTHO Diazinon Insect Spray*₂ controls a wide range of bugs/pests/insects in home lawns and gardens. This product may be all you need to stop insects on roses, listed flowers, trees, shrubs, lawns, vegetables, fruits, nuts, and around house foundations. *ORTHO Diazinon Insect Spray*₂ is a concentrate which must be diluted with water before application. Easy to apply with an *ORTHO*[®] *DIAL 'n SPRAY*[®], hose-end, or tank-type sprayer. Improved, low odor water based formula has the same killing power as previous concentrate without the solvent smell. Improved package with pour spout and measuring cap for fast, easy, accurate measuring.

CONTROLS GARDEN INSECTS

Aphids, Cucumber Beetles, Cabbageworms, Codling Moth, Whiteflies and many others.

CONTROLS LAWN INSECTS

Ants, Fleas, Sod Webworms, Brown Dog Ticks, White Grubs

Kills Black Widow Spiders

DO NOT USE INSIDE THE HOME. DO NOT USE ON HUMANS OR ANIMALS.

[THE FOLLOWING COPY IS FOR FIX-A-FORM BOOKLET TYPE LABELS WHICH CONSUMERS CAN OPEN, READ, AND RESEAL EASILY AT RETAIL AS WELL AS AT TIME OF USE]

Peel open for use directions and further information.

CAUTION: Harmful if swallowed, inhaled or absorbed through skin. See additional precautionary statements and use directions inside booklet.

☐ Medical Information call 1-800-454-2333
Product Information call 1-800-225-2883

Manufactured for
The SOLARIS Group of
Monsanto Company
P.O. Box 5008
San Ramon CA 94583-0808
Form
EPA Reg. No. 239- 2643 / Product
EPA Est. 239-1A-3¹, 58996-MO-1^A
Superscript is first letter of lot number
Made in USA



6/23

DIRECTIONS FOR USE: It is a violation of Federal law to use this product in a manner inconsistent with its labeling.


READ ENTIRE LABEL. USE STRICTLY IN ACCORDANCE WITH PRECAUTIONARY STATEMENTS AND DIRECTIONS. Be sure the plants, use areas, and pests you want to treat are listed on the label before you spray.

Quick Reference

PLANT / USE AREA	MEASURING CAP INSTRUCTIONS TO MAKE 1 GALLON OF SPRAY
LAWN INSECT CONTROL	Fill cap to level 1 one and one-half times (1-1/2 tsp)
ROSES, FLOWERS, SHRUBS, SHADE TREES	Fill cap to level 1 two times (2 tsp)
VEGETABLES, FRUITS & NUTS	See label text
FIRE ANT CONTROL	Fill cap to level 3 (1 oz)
AROUND HOUSE FOUNDATIONS (Outdoors only)	Fill cap to level 4 (2 oz)

The measuring cap has 4 fill levels marked inside the cap. Fill cap to appropriate level for fast, easy, accurate measuring. Close cap tightly after use—no need to rinse.

- Level 1 = 1 teaspoon (tsp)
- Level 2 = 1/2 fl oz = 1 Tablespoon (Tbs) = 3 tsp
- Level 3 = 1 fl oz (2 Tbs)
- Level 4 = 2 fl oz (4 Tbs)



7/23

ROSES, FLOWERS, SHRUBS & SHADE TREES

PLANTS: Arborvitae, Azaleas, Birch, Boxwood, Camellias, Chrysanthemums, Carnations, Crab Apples, Dogwood, Douglas Fir, Elm, Euonymus, Gladioli, Hawthorn, Hemlock, Holly, Juniper, Lilac, Lilies, Locust, Maple, Marigolds, Mimosa, Oak, Ornamental Plum, Pine, Poplar, Pyracantha, Rhododendrons, Roses, Spirea, Spruce, Sycamore, Wax Plant (Hoya), Willow, Yellowwood, Yew.

DO NOT use on Ferns, Poinsettia, Hibiscus, Papaya, Pilea, Gardenia, and Orchids since injury may occur.

PESTS CONTROLLED

On Roses, Flowers, Shrubs & Shade Trees

Aphids, Apple and Thorn Skeletonizers, Bagworms, Bean Beetles, Cabbageworms, Codling Moth, Cucumber Beetles, Cutworms, Dipterous Leafminers (such as Arborvitae, Azalea, Birch, Boxwood, Holly, and Oak), European Pine Shoot Moth, Flea Beetles, Hemlock Chermes, Hemlock Woolly Adelgid, Holly Bud Moth, Leafhoppers, Leafminers, Lacebugs, Leafrollers, Mealybugs, Mites (such as Carnation Bud, Carnation Shoot, Clover, Cyclamen, European Red, Privet, and Two-spotted Spider), Oak Loopers, Obscure Root Weevil, Omnivorous Leaf-tiers, Pear Slugs, Scale Crawlers (such as Cottoncushion, Euonymus, Lecanium, Pine Needle, Pit, San Jose and Soft), Spider Mites (see Mites), Tent Caterpillars, Thrips, Webworms (such as Cotoneaster, Fall, Juniper and Mimosa), Whiteflies.

DILUTION RATE: 2 tsp per gallon of water. Fill cap to level 1 two times. Add to 1 gallon of water. Apply with a hose-end or tank-type sprayer. To apply with an **ORTHO® DIAL 'n SPRAY®** Hose-End Sprayer, simply pour product into sprayer jar. (You do not need to measure.) Do not add water. Set dial to 2 tsp and spray. Any leftover concentrate may be poured back into the original container.

Spray when listed pests first appear. Spray plant to wet leaves and branches to dripping point. Repeat as needed to maintain control.

Combination Spray with Fungicide on Roses: ORTHO RosePride™ FUNGINEX® Rose Disease Control may be mixed with this product when listed insect(s) and disease(s) are found on roses. Follow directions and precautions on both labels.

HOME LAWNS AND OTHER OUTDOOR HOME RECREATIONAL AREAS

Be sure to read the **ENVIRONMENTAL HAZARDS** section before you begin.

PESTS CONTROLLED

On Home Lawns

SURFACE PESTS: Ants, Armyworms, Bermudagrass Mites, Brown Dog Ticks, Chiggers, Chinch Bugs, Clover Mites, Crickets, Cutworms, Dichondra Flea Beetle, Digger Wasps, Earwigs, Fleas, Frit Flies, Millipedes, Lawn Billbugs, Lawn Moths,

Leafhoppers, Rhodesgrass Scales, Sowbugs (Pillbugs), Sod Webworms, Springtails (Collembola). Also aids in controlling Fire Ants.

SUBSURFACE PESTS: European Crane Fly (Larvae), Grubs (Japanese Beetle, May Beetle, European Chafer, Southern Chafer), Mole Crickets, Hyperodes Weevil.

THREE EASY STEPS TO MIX AND APPLY

1. Measure the area to be sprayed. Calculate square feet by multiplying length by width. [walking man icon]
2. Use a clean sprayer, such as a tank-type or hose-end sprayer. Carefully mix the proper amount of concentrate with water for the size of your lawn.
3. **DILUTION RATE:** Mix 1-1/2 tsp per gallon of water. Fill cap to level 1 one and a half times. Add to 1 gallon of water. One gallon of spray treats 42 sq ft of lawn. To treat 500 sq ft mix 3 oz of product in 12 gallons of water. To treat 1000 sq ft mix 6 oz in 24 gallons of water.

To apply with an *ORTHO® DIAL 'n SPRAY®* Hose-End Sprayer: Fill cap to level 3 three times (3 oz) for every 500 sq ft of lawn area. Do not add water. Set dial to 1-1/2 tsp. Spray evenly over desired area.

When to Water

For insects/bugs/pests that live above or near the soil surface, such as Ants, Clover Mites, Crickets, Sod Webworms, Chinch Bugs and Sowbugs, thoroughly water the lawn a few hours before applying. (See above for complete list of lawn surface pests.)

For insects/bugs/pests that live in the soil, such as European Crane Fly (larvae), Grubs, Hyperodes Weevils, and Mole Crickets, water the lawn after you spray to soak/carry the insecticide down into the soil.

SPECIAL INSTRUCTIONS


Consult your local Agricultural Extension Service for proper time to treat lawn pests such as Grubs and European Crane Fly (larvae).

For Mole Crickets: Apply in May or June when pests are small.

For Brown Dog Ticks: Spray grass and under shrubbery, particularly near the house. Do not spray pets with this product.

For Digger Wasps: Apply at dusk when wasps are not active.

Frit Flies: Mow and water thoroughly before treatment, but delay application until lawn is dry. Apply when crawlers first emerge.



9/23

FIRE ANT MOUNDS IN HOME LAWNS

DILUTION RATE: Fill cap to level 3 (1 fl oz). Add to 1 gallon of water. For best results, drench mounds when temperatures are 65 to 80°F or in early morning or late evening. Apply over and 6 inches around each mound. Apply gently to avoid disturbing ants. Treat new mounds as they appear. Do not use this treatment in vegetable gardens.

AROUND HOUSE FOUNDATIONS

PESTS CONTROLLED

Ants, Boxelder Bugs, Brown Dog Ticks, Chiggers, Clover Mites, Cockroaches, Crickets, Earwigs, Fleas, Flies, Millipedes, Scorpions, Sowbugs (Pillbugs), Spiders (including Black Widow Spiders), Springtails (Collembola).

NUISANCE PESTS OUTDOORS: DILUTION RATE: Fill cap to level 4 (2 fl oz). Add to 1 gallon of water. To keep insects from entering the house, spray a five-foot band of soil around the house next to the foundation. Also spray the foundation of the house to a height of 2-3 feet. Repeat as needed. Also spray walks, firewood piles, garbage cans, tree trunks, and into cracks and other places where insects can hide. Do not treat lawns or plants (other than tree trunks) at this rate. Do not burn sprayed firewood for 2 weeks after treatment.

VEGETABLES - BEFORE PLANTING


Cutworms: Beets, Cabbage, Carrots, Lettuce, Beans* (Lima, Pole, & Snap), Peas*, Sweet Corn, Tomatoes, Radishes, Rutabagas, Turnips and Turnip Tops.

Wireworms: Cabbage, Carrots, Lettuce, Peas*, Snap Beans*, Sweet Corn, Tomatoes.

To Control Cutworms & Wireworms: DILUTION RATE: Fill cap to level 4 (2 fl oz). Add to 1 gallon of water. Spray evenly over 350 sq ft of garden area just before planting. Immediately mix into soil 2 to 3 inches for Surface Cutworms, 3 to 6 inches for Subterranean Cutworms, and 4 to 8 inches for Wireworms. To apply with an *ORTHO® DIAL 'n SPRAY®* Hose-End Sprayer: Fill cap to level 4 (2 oz) for every 350 sq ft of home garden area. Set dial to 2 fl oz and spray evenly over desired area.

To Control Mole Crickets: Beets, Carrots, Beans* (Lima, Pole, & Snap), Peas*, Sweet Corn. **DILUTION RATE:** 1 to 2 days before planting, fill cap to level 1, four times (4 tsp). Add to 1 gallon of water. Spray evenly over 350 sq ft of garden area. Immediately mix into the soil to a depth of 1 to 2 inches.

To Control Root Maggots: Cabbage. **DILUTION RATE:** Fill cap to level 4 (2 fl oz). Add to 1 gallon of water. Spray evenly over 350 sq ft of garden area. Immediately mix into the soil to a depth of 2 to 3 inches.



10/23

*This product is registered only for use on fresh beans and peas. Do not use if you plan to grow peas and beans to eat when dried.

VEGETABLES - FOLIAR SPRAY

PLANTS: Beans + (fresh only) , Broccoli, Carrots, Cauliflower, Chinese Broccoli, Chinese Cabbage, Collards, Cucumbers, Endive (Escarole), Kale, Lettuce, Melons (Cantaloupes, Casaba, Crenshaws, Honeydews, Muskmelons, Persian, and Hybrids of these), Onions (Bulb & Green), Parsnips, Peas† (fresh only), Peppers, Potatoes, Radishes, Rutabagas, Spinach, Summer Squash, Winter Squash, Sweet Corn, Tomatoes, and Turnips.

PESTS CONTROLLED


On Vegetables & Melons

Foliar Spray: Aphids, Armyworms, Colorado Potato Beetle, Cucumber Beetles, Diamond-Back Moth (larvae), Dipterous Leafminers**, Flea Beetles, Grasshoppers, Imported Cabbageworms, Leafhoppers, Mexican Bean Beetle, Mites, Spider Mites, Onion Thrips, Thrips, Vinegar Fly, Whiteflies. **NOTE: Resistant leafminers will not be controlled by diazinon or similar type insecticides.

FOLIAR SPRAY DIRECTIONS

DILUTION RATE: 2 tsp per gallon of water to cover 350 sq ft of garden area. Fill cap to level 1 two times. Add to 1 gallon of water. To apply with an *ORTHO® DIAL 'n SPRAY® Hose-End Sprayer*: Fill cap to level 1 two times for every 350 sq ft of home garden area to be sprayed. Do not add water. Set dial to 2 tsp and spray evenly over vegetable plants in the desired area. **BE SURE TO FOLLOW IMPORTANT LIMITATIONS FOR THE SPECIFIC CROP YOU ARE SPRAYING** (see below.)

Spray when listed pests first appear. Wet the plants to the dripping point. Repeat sprays 7 to 10 days apart if needed. but do not apply more than 3 times per season for Beans and Peas, or more than 5 times per season for all other listed vegetables. Do not treat fruits and vegetables grown in greenhouses. Do not feed treated plants to animals.



Wait the following number of days before harvesting vegetables:

Vegetables	Days to Wait Before Harvest
Tomatoes	1 day
Melons, Winter Squash	3 days
Peppers, Strawberries	5 days
Beans + (fresh only), Broccoli, Cauliflower, Cucumbers, Peas + (fresh only), Summer Squash, Sweet Corn	7 days
Chinese Broccoli, Chinese Cabbage, Collards, Kale	10 days
Carrots, Endive (Escarole), Lettuce, Onions (Bulb & Green), Parsnips, Radishes, Rutabagas, Spinach, Turnips	14 days
Potatoes	35 days

+ NOTE: Do not use on dried bean or pea varieties such as pinto beans, dried limas, split peas or dried black-eyed peas. To protect bees, do not apply to bean or pea foliage if the crop or weeds in the treatment area are in bloom. Do not apply to corn during the pollen shed period.

For Disease Control on Fruits and Vegetables apply ORTHO Multi-Purpose Fungicide DACONIL 2787®. Follow label directions.

HOME FRUITS, NUT TREES, GRAPES and BERRIES

PESTS CONTROLLED

Home Fruit Trees, Grapes & Berries:

Aphids (such as Black Cherry, Leafcurl Plum, Mealy Plum, and Thistle), Blueberry maggots, Cherry Fruit Flies, Cherry fruitworms, Cranberry fruitworms, Dried Fruit Beetles, Fruitworms (Maggots), Fruit Tree Leafrollers, Grape Berry Moth, Grape Leafrollers, Leafhoppers, Mealybugs, Mites (such as Brown, European Red, Two-Spotted Spider, and Cherry Rust), Raspberry Fruitworms, Raspberry Sawfly, Scale Crawlers (such as Olive, Parlatoria, San Jose, Walnut, Italian Pear, and Frosted), Spider Mites (see Mites), Strawberry Leafroller, Tentiform Leafminers, Thrips, Twig Borers, Walnut Caterpillars.

12/23

DILUTION RATE: 2 tsp per gallon of water. Fill cap to level 1 two times. Add to 1 gallon of water. BE SURE TO FOLLOW IMPORTANT LIMITATIONS FOR THE SPECIFIC CROP YOU ARE SPRAYING, INCLUDING THE AMOUNT OF SPRAY WHICH CAN BE APPLIED, THE INTERVAL BETWEEN SPRAYS, AND THE DAYS TO WAIT BEFORE HARVEST.

To apply with an ORTHO® DIAL 'n SPRAY® Hose-End sprayer: Fill cap to level 1 two times for each gallon of spray you will need based on the limitations for the specific crop you are spraying. Do not add water. Set dial to 2 tsp and spray evenly according to the specific directions (see below).

HOME FRUIT TREES

Apricots, Cherries, Nectarines, Peaches, Plums, Prunes: Start spraying after blooming. Spray when listed pests first appear. Wet the foliage to the dripping point. Do not apply more than 4 gallons of spray per 500 sq ft of home orchard. Do not spray more than 3 times per season. For cherries, plums, and prunes wait a minimum of 7 to 10 days between sprays. For apricots, nectarines, and peaches wait a minimum of 14 days between sprays. For all these fruit trees, wait a minimum of 21 days after the last spray before harvesting the fruit.

NOTE: To protect bees, do not apply to fruit trees when trees or a substantial number of weeds around the trees are in bloom.

HOME NUT TREES

Almonds (dormant season only) CA only: Spray almonds once during the dormant season, before leaves come out, to control San Jose and Parlatoria scale. Do not apply more than 6 gallons of spray per 500 sq ft of home orchard. Walnuts CA only: Start spraying after blooming. Spray when listed pest first appear. Wet the foliage to the dripping point. Do not apply more than 6 gallons of spray per 500 sq ft of home orchard. Do not apply more than 3 times per season. Wait a minimum of 14 days between sprays. Wait a minimum of 45 days after the last spray before harvesting walnuts.

NOTE: This product may be used on almonds and walnuts in California only. Do not use this product on almonds or walnuts grown in other states.

HOME GRAPES

Start spraying after blooming. Spray when listed pests first appear. Wet foliage to the dripping point. Do not apply more than 3 gallons per 500 sq ft of home vineyard. Do not spray more than 5 times per season. Wait a minimum of 7 to 10 days between sprays. Wait a minimum of 28 days after the last spray before harvesting grapes.

BERRY PATCH

Strawberries: Start spraying after blooming. Spray when listed pests first appear. Wet foliage to the dripping point. Do not apply more than 3 gallons per 500 sq ft of berry patch. Do not spray more than 3 times per season. Wait a minimum of 7



to 10 days between sprays. Wait a minimum of 5 days after the last spray before harvesting strawberries.

Blackberries, Blueberries, Boysenberries, Dewberries, Loganberries, and Raspberries, (CA, OR, WA only) Start spraying after blooming. Spray when listed pests first appear. Wet foliage to the dripping point. Do not apply more than 5 gallons per 500 sq ft of berry patch. Do not spray more than 5 times per season. Wait a minimum of 14 days between sprays. Wait a minimum of 7 days after the last spray before harvesting berries. NOTE: This product may be used on these caneberries only in California, Washington and Oregon. Do not use this product on caneberries grown in other states.

STORAGE AND DISPOSAL

STORAGE: Keep pesticide in original container. Store in a cool, dry place, preferably in a locked storage area. Store in an area inaccessible to children and pets. If product freezes, place container in a warm area (68°F or above) not accessible to children or pets and allow to thaw. Shake well before using.

DISPOSAL: Securely wrap partially filled or empty container in several layers of newspaper and discard in trash. Do not reuse empty container.

PRECAUTIONARY STATEMENTS

HAZARDS TO HUMANS & DOMESTIC ANIMALS

CAUTION: Harmful if swallowed, inhaled or absorbed through skin. Avoid contact with eyes, skin, or clothing. Avoid breathing spray mist. Wash thoroughly with soap and water after handling. Remove contaminated clothing and wash before reuse. Do not use inside the home. Avoid contamination of feed and foodstuffs. Do not use on household pets or humans. [Child / Pet Icon] Do not allow children or pets to go onto a treated area until the treated area, such as grass or soil, has dried. Do not contaminate ornamental fish ponds. Food utensils such as spoons and measuring cups must not be used for food purposes after use in measuring pesticides. FIRST AID: If Swallowed: Call a physician or Poison Control Center immediately. Drink 1 or 2 glasses of water and induce vomiting by touching back of throat with finger. Do not induce vomiting or give anything by mouth if person is unconscious or convulsing. If in Eyes: Rinse eyes with plenty of water and call a physician if irritation persists. If Inhaled: Remove victim to fresh air. If not breathing, give artificial respiration, preferably mouth-to-mouth. Get medical attention. If on Skin: Wash with plenty of soap and water. Get medical attention. Note to Physicians: Emergency Information call 1-800-454-2333. This product is an organophosphate insecticide. If symptoms of cholinesterase inhibition are present, atropine sulfate by injection is antidotal. 2-PAM is also antidotal and may be administered, but only in conjunction with atropine. If ingested, induce emesis or lavage stomach.

14/23

ENVIRONMENTAL HAZARDS: This product is highly toxic to birds, fish, and other wildlife. Birds, especially waterfowl, feeding or drinking on treated areas may be killed. Because of the migratory habits of certain Atlantic Coast waterfowl, do not apply this product to lawns in Nassau County, New York, between November 1 and May 20. Do not exceed maximum permitted label rates. Application rates above those recommended significantly increase potential hazards to birds and waterfowl. Avoid overlapping of sprays. For lawns, where irrigation (watering) is recommended in the directions, or if waterfowl (ducks or geese) can be expected in the treated area after treatment (except spot treatment), water lawn with at least 1/4 inch of water immediately after spraying this product; however, stop watering before puddling occurs. Do not apply directly to water. Runoff may be hazardous to aquatic organisms in neighboring areas. Shrimp and crab may be killed at application rates recommended on this label. Do not apply where fish, shrimp, crab, and other aquatic life are important resources. Do not contaminate water by cleaning of equipment or disposal of equipment washwaters. This pesticide is highly toxic to bees exposed to direct treatment or to residues on blooming crops or weeds. Do not apply this product or allow it to drift to blooming crops or weeds if bees are visiting the treatment area.

NOTICE: Buyer assumes all responsibility for safety and use not in accordance with directions.

☐ Medical Information call 1-800-454-2333
Product Information call 1-800-225-2883

ORTHO®, *DIAL 'n SPRAY®* Registered trademarks of Monsanto Company.
DACONIL 2787® Registered trademark of ISK Biotech Corp.

©Trademark of Monsanto Company
©Monsanto Company 1994

Manufactured for
The SOLARIS Group of
Monsanto Company
P.O. Box 5008
San Ramon CA 94583-0808
Product
Form
EPA Reg. No. 239-2643
EPA Est. 239-1A-3¹, 58996-MO-1^A
Superscript is first letter of lot number
Made in USA
UPC



239-2643.WP1

EPA Accepted 4/8/96 - Liquid Concentrate Product
EPA Accepted 4/9/96 - Ready-Spray Product
Amendment of 4/22/96

4/23

2. READY-SPRAY PRODUCT

[ICON]-OUTDOOR USE ONLY
[ICON] WATER BASED

Makes 96 Gallons of Spray

This product must NOT be used on golf courses or sod farms.

For outdoor use on home lawns and home gardens only.

FOR ROSES, FLOWERS, SHRUBS, TREES, FRUITS, VEGETABLES, LAWNS,
GARDENS & AROUND HOUSE FOUNDATIONS
CONTROLS GARDEN INSECTS AND LAWN INSECTS
NEW / NOW WATER BASED FORMULA
IMPROVED FORMULA
NEW / NOW LOW ODOR FORMULA
CONCENTRATE
MULTI-PURPOSE BUG/PEST INSECT KILLER
NO MIXING - NO MEASURE - NO MESS
READY-TO-SPRAY
JUST ATTACH TO HOSE AND SPRAY

Active Ingredient

Diazinon: O,O-Diethyl O-(2-isopropyl-6-methyl-4-pyrimidinyl)

phosphorothioate.....	22.4%
Inert Ingredients.....	77.6%

KEEP OUT OF REACH OF CHILDREN

CAUTION

See Back Panel Booklet for Additional Precautionary Statements

NET CONTENTS 32 fl oz (1 qt) 946 ml



16/23

INSTRUCTIONS
OPEN HERE

*ORTHO Diazinon Insect Spray*2 controls a wide range of bugs/pests/insects in home lawns and gardens. This product may be all you need to stop insects on roses, listed flowers, trees, shrubs, lawns, vegetables, fruits, nuts, and around house foundations.

Built-in sprayer head accurately mixes product with water. Simply attach to hose and spray. Treats 5,000 sq ft of lawn. Makes 96 gallons of spray.

CONTROLS GARDEN INSECTS

Aphids, Cucumber Beetles, Cabbageworms, Codling Moth, Whiteflies and many others.

CONTROLS LAWN INSECTS

Ants, Fleas, Sod Webworms, Brown Dog Ticks, White Grubs

Kills Black Widow Spiders

DO NOT USE INSIDE THE HOME. DO NOT USE ON HUMANS OR ANIMALS.

[THE FOLLOWING COPY IS FOR FIX-A-FORM BOOKLET TYPE LABELS WHICH CONSUMERS CAN OPEN, READ, AND RESEAL EASILY AT RETAIL AS WELL AS AT TIME OF USE]


Peel open for use directions and further information.

CAUTION: Harmful if swallowed, inhaled or absorbed through skin. See additional precautionary statements and use directions inside booklet.

Medical Information call 1-800-454-2333
Product Information call 1-800-225-2883

Manufactured for
The SOLARIS Group of
Monsanto Company
P.O. Box 5008
San Ramon CA 94583-0808

Form
EPA Reg. No. 239- 2643 / Product
EPA Est. 239-1A-3¹, 58996-MO-1^A
Superscript is first letter of lot number
Made in USA



17/23

DIRECTIONS FOR USE: It is a violation of Federal law to use this product in a manner inconsistent with its labeling.

READ ENTIRE LABEL. USE STRICTLY IN ACCORDANCE WITH PRECAUTIONARY STATEMENTS AND DIRECTIONS. Be sure the plants, use areas, and pests you want to treat are listed on the label before you spray.

HOW TO USE

Shake well. connect spray nozzle to garden hose. Turn the green on/off valve to off. Turn on water at faucet. Use a coin or key to rotate the small green product control valve located near front of nozzle forward (clockwise) to open.

To begin spraying, point nozzle in the direction you want to spray. Turn the Green valve to on. Water mixes with the product to deliver the proper amount of spray per gallon.

To stop spraying, turn green valve to off, rotate small product control valve back to closed. Turn off water at faucet. To relieve pressure, turn on/off valve to on before removing nozzle from hose.

ROSES, FLOWERS, SHRUBS & SHADE TREES

PLANTS: Arborvitae, Azaleas, Birch, Boxwood, Camellias, Chrysanthemums, Carnations, Crab Apples, Dogwood, Douglas Fir, Elm, Euonymus, Gladioli, Hawthorn, Hemlock, Holly, Juniper, Lilac, Lilies, Locust, Maple, Marigolds, Mimosa, Oak, Ornamental Plum, Pine, Poplar, Pyracantha, Rhododendrons, Roses, Spirea, Spruce, Sycamore, Wax Plant (Hoya), Willow, Yellowwood, Yew.

DO NOT use on Ferns, Poinsettia, Hibiscus, Papaya, Pilea, Gardenia, and Orchids since injury may occur.

PESTS CONTROLLED

On Roses, Flowers, Shrubs & Shade Trees

Aphids, Apple and Thorn Skeletonizers, Bagworms, Bean Beetles, Cabbageworms, Codling Moth, Cucumber Beetles, Cutworms, Dipterous Leafminers (such as Arborvitae, Azalea, Birch, Boxwood, Holly, and Oak), European Pine Shoot Moth, Flea Beetles, Hemlock Chermes, Hemlock Woolly Adelgid, Holly Bud Moth, Leafhoppers, Leafminers, Lacebugs, Leafrollers, Mealybugs, Mites (such as Carnation Bud, Carnation Shoot, Clover, Cyclamen, European Red, Privet, and Two-spotted Spider), Oak Loopers, Obscure Root Weevil, Omnivorous Leaf-tiers, Pear Slugs, Scale Crawlers (such as Cottoncushion, Euonymus, Lecanium, Pine Needle, Pit, San Jose and Soft), Spider Mites (see Mites), Tent Caterpillars, Thrips, Webworms (such as Cotoneaster, Fall, Juniper and Mimosa), and Whiteflies.

18/23

Spray when listed pests first appear. Spray plant to wet leaves and branches to dripping point. Repeat as needed to maintain control.

HOME LAWNS AND OTHER OUTDOOR HOME RECREATIONAL AREAS

Be sure to read the ENVIRONMENTAL HAZARDS section before you begin.

PESTS CONTROLLED

On Home Lawns

SURFACE PESTS: Ants, Armyworms, Bermudagrass Mites, Brown Dog Ticks, Chiggers, Chinch Bugs, Clover Mites, Crickets, Cutworms, Dichondra Flea Beetle, Digger Wasps, Earwigs, Fleas, Frit Flies, Millipedes, Lawn Billbugs, Lawn Moths, Leafhoppers, Rhodesgrass Scales, Sowbugs (Pillbugs), Sod Webworms, Springtails (Collembola). Also aids in controlling Fire Ants.

SUBSURFACE PESTS: European Crane Fly (Larvae), Grubs (Japanese Beetle, May Beetle, European Chafer, Southern Chafer), Mole Crickets, Hyperodes Weevil.

TWO EASY STEPS TO APPLY

1. *Measure the area to be sprayed. Calculate square feet by multiplying length by width [walking man icon].*
2. *Spray evenly over lawn area. 3 oz. treats 500 sq ft.*

When to Water

For insects/bugs/pests that live above or near the soil surface, such as Ants, Clover Mites, Crickets, Sod Webworms, Chinch Bugs and Sowbugs, thoroughly water the lawn a few hours before applying. (See above for complete list of lawn surface pests.)

For insects/bugs/pests that live in the soil, such as European Crane Fly (larvae), Grubs, Hyperodes Weevils, and Mole Crickets, water the lawn after you spray to soak/carry the insecticide down into the soil.

SPECIAL INSTRUCTIONS

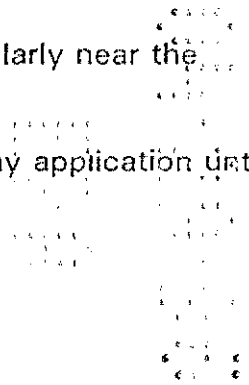
Consult your local Agricultural Extension Service for proper time to treat lawn pests such as Grubs and European Crane Fly (larvae).

For Mole Crickets: Apply in May or June when pests are small.

For Brown Dog Ticks: Spray grass and under shrubbery, particularly near the house. Do not spray pets with this product.

For Digger Wasps: Apply at dusk when wasps are not active.

Frit Flies: Mow and water thoroughly before treatment, but delay application until lawn is dry. Apply when crawlers first emerge.



19/23

AROUND HOUSE FOUNDATIONS

PESTS CONTROLLED

Ants, Boxelder Bugs, Brown Dog Ticks, Chiggers, Clover Mites, Cockroaches, Crickets, Earwigs, Fleas, Flies, Millipedes, Scorpions, Sowbugs (Pillbugs), Spiders (including Black Widow Spiders), Springtails (Collembola).

NUISANCE PESTS OUTDOORS: To keep insects from entering the house, spray a five-foot band of soil around the house next to the foundation. Also spray the foundation of the house to a height of 2 feet. 8 oz. of product (1/4 of the bottle) treats about 170 linear feet (approximately 1,200 sq ft). Repeat as needed.

Also spray walks, firewood piles, garbage cans, tree trunks, and into cracks and other places where insects can hide. Do not treat lawns or plants (other than tree trunks) at this rate. Do not burn sprayed firewood for 2 weeks after treatment.

VEGETABLES - BEFORE PLANTING

Use a product such as ORTHO Diazinon Soil & Turf Insect Control for best results.

VEGETABLES - FOLIAR SPRAY

PLANTS: Beans+ (fresh only), Broccoli, Carrots, Cauliflower, Chinese Broccoli, Chinese Cabbage, Collards, Cucumbers, Endive (Escarole), Kale, Lettuce, Melons (Cantaloupes, Casaba, Crenshaws, Honeydews, Muskmelons, Persian, and Hybrids of these), Onions (Bulb & Green), Parsnips, Peas† (fresh only), Peppers, Potatoes, Radishes, Rutabagas, Spinach, Summer Squash, Winter Squash, Sweet Corn, Tomatoes, and Turnips.

PESTS CONTROLLED

On Vegetables & Melons

Foliar Spray: Aphids, Armyworms, Colorado Potato Beetle, Cucumber Beetles, Diamond-Back Moth (larvae), Dipterous Leafminers**, Flea Beetles, Grasshoppers, Imported Cabbageworms, Leafhoppers, Mexican Bean Beetle, Mites, Spider Mites, Onion Thrips, Thrips, Vinegar Fly, Whiteflies. **NOTE: Resistant leafminers will not be controlled by diazinon or similar type insecticides.

FOLIAR SPRAY DIRECTIONS

Spray when listed pests first appear. Spray vegetables until plants just begin to drip. Each oz treats 1,050 sq ft of garden area. [Package/label will contain appropriate graduation markings]. Repeat sprays 7 to 10 days apart, if needed, but do not apply more than 3 times per season for Beans and Peas, or more than 5 times per season for all other listed vegetables. Do not treat fruits and vegetables grown in greenhouses. Do not feed treated plants to animals.

Wait the following number of days before harvesting vegetables:

Vegetables	Days to Wait Before Harvest
Tomatoes	1 day
Melons, Winter Squash	3 days
Peppers, Strawberries	5 days
Beans + (fresh only), Broccoli, Cauliflower, Cucumbers, Peas + (fresh only), Summer Squash, Sweet Corn	7 days
Chinese Broccoli, Chinese Cabbage, Collards, Kale	10 days
Carrots, Endive (Escarole), Lettuce, Onions (Bulb & Green), Parsnips, Radishes, Rutabagas, Spinach, Turnips	14 days
Potatoes	35 days

+ NOTE: Do not use on dried bean or pea varieties such as pinto beans, dried limas, split peas or dried black-eyed peas. To protect bees, do not apply to bean or pea foliage if the crop or weeds in the treatment area are in bloom. Do not apply to corn during the pollen shed period.

HOME FRUITS, NUT TREES, GRAPES and BERRIES

PESTS CONTROLLED

Home Fruit Trees, Grapes & Berries:

Aphids (such as Black Cherry, Leafcurl Plum, Mealy Plum, and Thistle), Blueberry maggots, Cherry Fruit Flies, Cherry fruitworms, Cranberry fruitworms, Dried Fruit Beetles, Fruitworms (Maggots), Fruit Tree Leafrollers, Grape Berry Moth, Grape Leafrollers, Leafhoppers, Mealybugs, Mites (such as Brown, European Red, Two-Spotted Spider, and Cherry Rust), Raspberry Fruitworms, Raspberry Sawfly, Scale Crawlers (such as Olive, Parlatoria, San Jose, Walnut, Italian Pear, and Frosted), Spider Mites (see Mites), Strawberry Leafroller, Tentiform Leafminers, Thrips, Twig Borers, Walnut Caterpillars.

21/23

Amount to Use

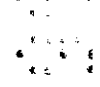
PLANT/USE AREA	1 OZ TREATS
HOME ORCHARD	375 SQ FT
NUT TREES	250 SQ FT
GRAPES	500 SQ FT
STRAWBERRIES	500 SQ FT
CANE BERRIES	350 SQ FT

Spray when listed pests first appear. Wet the foliage until it just begins to drip.
 Note: To protect bees, do not apply to fruit trees when trees or a substantial number of weeds around the trees are in bloom.

HOME FRUIT & NUT TREES

	DAYS TO WAIT BETWEEN TREATMENTS	TREATMENTS PER YEAR (Max)	DAYS TO WAIT TO HARVEST
Apricots	14	3	21
Cherries	7-10 days	3	21
Nectarines	14	3	21
Peaches	14	3	21
Plums	7-10 days	3	21
Prunes	7-10 days	3	21
strawberries	7-10 days	3	5
Caneberries* (For use in California, Oregon and Washington ONLY): Blackberries, Blueberries, Boysenberries, Dewberries, Loganberries and Raspberries	14	5	7
Walnuts* (California only)	14	3	45
Grapes	7-10 days	5	28

*Note: Do not use this product on caneberries or walnuts grown in other states.



22/23

Spray when listed pests first appear. Wet the foliage until it just begins to drip.
Note: To protect bees, do not apply to fruit trees when trees or a substantial number of weeds around the trees are in bloom.

HOME ALMOND TREES - DORMANT SEASON IN CALIFORNIA ONLY

Almonds: Spray once during the dormant season (before leaves come out) to control San Jose and Parlatoria scale.

STORAGE AND DISPOSAL

STORAGE: Keep pesticide in original container. Store in a cool, dry place, preferably in a locked storage area. Store in an area inaccessible to children and pets. If product freezes, place container in a warm area (68°F or above) not accessible to children or pets and allow to thaw. Shake well before using.

DISPOSAL: Securely wrap partially filled or empty container in several layers of newspaper and discard in trash. Do not reuse empty container.

PRECAUTIONARY STATEMENTS

HAZARDS TO HUMANS & DOMESTIC ANIMALS

CAUTION: Harmful if swallowed, inhaled or absorbed through skin. Avoid contact with eyes, skin, or clothing. Avoid breathing spray mist. Wash thoroughly with soap and water after handling. Remove contaminated clothing and wash before reuse. Do not use inside the home. Avoid contamination of feed and foodstuffs. Do not use on household pets or humans. [Child / Pet Icon] Do not allow children or pets to go onto a treated area until the treated area, such as grass or soil, has dried. Do not contaminate ornamental fish ponds. Food utensils such as spoons and measuring cups must not be used for food purposes after use in measuring pesticides. FIRST AID: If Swallowed: Call a physician or Poison Control Center immediately. Drink 1 or 2 glasses of water and induce vomiting by touching back of throat with finger. Do not induce vomiting or give anything by mouth if person is unconscious or convulsing. If in Eyes: Rinse eyes with plenty of water and call a physician if irritation persists. If Inhaled: Remove victim to fresh air. If not breathing, give artificial respiration, preferably mouth-to-mouth. Get medical attention. If on Skin: Wash with plenty of soap and water. Get medical attention. Note to Physicians: Emergency Information call 1-800-454-2333. This product is an organophosphate insecticide. If symptoms of cholinesterase inhibition are present, atropine sulfate by injection is antidotal. 2-PAM is also antidotal and may be administered, but only in conjunction with atropine. If ingested, induce emesis or lavage stomach.

ENVIRONMENTAL HAZARDS: This product is highly toxic to birds, fish, and other wildlife. Birds, especially waterfowl, feeding or drinking on treated areas may be killed. Because of the migratory habits of certain Atlantic Coast waterfowl, do not apply this product to lawns in Nassau County, New York, between November 1 and May 20. Do not exceed maximum permitted label rates. Application rates above those recommended significantly increase potential hazards to birds and

23/23

waterfowl. Avoid overlapping of sprays. For lawns, where irrigation (watering) is recommended in the directions, or if waterfowl (ducks or geese) can be expected in the treated area after treatment (except spot treatment), water lawn with at least 1/4 inch of water immediately after spraying this product; however, stop watering before puddling occurs. Do not apply directly to water. Runoff may be hazardous to aquatic organisms in neighboring areas. Shrimp and crab may be killed at application rates recommended on this label. Do not apply where fish, shrimp, crab, and other aquatic life are important resources. Do not contaminate water by cleaning of equipment or disposal of equipment washwaters. This pesticide is highly toxic to bees exposed to direct treatment or to residues on blooming crops or weeds. Do not apply this product or allow it to drift to blooming crops or weeds if bees are visiting the treatment area.

NOTICE: Buyer assumes all responsibility for safety and use not in accordance with directions.

☐ Medical Information call 1-800-454-2333
Product Information call 1-800-225-2883

©Trademark of Monsanto Company
©Monsanto Company 1994

Manufactured for
The SOLARIS Group of
Monsanto Company
P.O. Box 5008
San Ramon CA 94583-0808
Product
Form
EPA Reg. No. 239-2643
EPA Est. 239-1A-3¹, 58996-MO-1^A
Superscript is first letter of lot number
Made in USA
UPC

239-2643.WP1

EPA Accepted 4/8/96 - Liquid Concentrate Product
EPA Accepted 4/9/96 - Ready-Spray Product
Amendment of 4/22/96