

PM 23

239-2641

12/8/97

PS 176

Please read instructions on reverse before completing form.

Form Approved. OMB No. 2070-0080. Approval expires 2-28-95

	United States Environmental Protection Agency Washington, DC 20460	<input type="checkbox"/> Registration <input type="checkbox"/> Amendment <input checked="" type="checkbox"/> Other	OPP Identifier Number 259965
--	---	--	--

Application for Pesticide - Section I

1. Company/Product Number 239-2641	2. EPA Product Manager James A. Tompkins	3. Proposed Classification <input checked="" type="checkbox"/> None <input type="checkbox"/> Restricted
4. Company/Product (Name) Roundup Grass & Weed Killer	PM# 25	
5. Name and Address of Applicant (Include ZIP Code) The Solaris Group of Monsanto P.O. Box 5006 San Ramon, Ca 94593-0906 <input type="checkbox"/> Check if this is a new address	6. Expedited Review. In accordance with FIFRA Section 3(c)(3) (b)(i), my product is similar or identical in composition and labeling to: EPA Reg. No. _____ Product Name _____	

Section - II

<input type="checkbox"/> Amendment - Explain below.	<input type="checkbox"/> Final printed labels in response to Agency letter dated _____	NOTIFICATION DEC 08 1997
<input type="checkbox"/> Resubmission in response to Agency letter dated _____	<input type="checkbox"/> "Me Too" Application.	
<input checked="" type="checkbox"/> Notification - Explain below.	<input type="checkbox"/> Other - Explain below.	

Explanation: Use additional page(s) if necessary. (For section I and Section II.)

Notification: To add additional front label claims. "Starts Working in 24 hours" pre approved per 11/7/97 phone conversation with James Tompkins. Delete chemical name from "Ingredient Statement". Update directions for using Quick Connect Sprayer. Delete text in "How To Use" section and update "Storage" text (pre approved by phone conversation w/James Tompkins 11/24/97) "This notification is consistent with the provisions of PR Notice 95-2 and EPA regulations at 40 CFR 152.46, and no other changes have been made to the labeling or the confidential statement of formula of this product".

Section - III

1. Material This Product Will Be Packaged In:				2. Type of Container	
Child-Resistant Packaging <input type="checkbox"/> Yes <input type="checkbox"/> No	Unit Packaging <input type="checkbox"/> Yes <input type="checkbox"/> No	Water Soluble Packaging <input type="checkbox"/> Yes <input type="checkbox"/> No	<input type="checkbox"/> Metal <input type="checkbox"/> Plastic <input type="checkbox"/> Glass <input type="checkbox"/> Paper <input type="checkbox"/> Other (Specify) _____		
* Certification must be submitted		If "Yes" Unit Packaging wgt. _____ No. per container _____	If "Yes" Package wgt _____ No. per container _____		
3. Location of Net Contents Information <input type="checkbox"/> Label <input type="checkbox"/> Container		4. Size(s) Retail Container _____		5. Location of Label Directions _____	
6. Manner in Which Label is Affixed to Product <input type="checkbox"/> Lithograph <input type="checkbox"/> Paper glued <input type="checkbox"/> Other _____ <input type="checkbox"/> Stenciled					

Section - IV

1. Contact Point (Complete items directly below for identification of individual to be contacted, if necessary, to process this application.)		
Name Stephen R. Cornes	Title Registration Specialist	Telephone No. (Include Area Code) 510 355-3336
Certification I certify that the statements I have made on this form and all attachments thereto are true, accurate and complete. I acknowledge that any knowingly false or misleading statement may be punishable by fine or imprisonment or both under applicable law.		6. Date Application Received (Stamped)
2. Signature 	3. Title Registration Specialist	
4. Typed Name Stephen Cornes	5. Date 11/26/97	

NOTIFICATION

DEC 08 1997

276

ROUNDUP® Grass & Weed Killer

[Graphic Icon]

Outdoor use only

[ABN Kleeraway™ Grass & Weed Killer₁]

[11/20/97 Notification]

Water Based [Icon]

READY-TO-USE

REQUIRES NO MIXING

SYSTEMIC GRASS AND WEED KILLER FOR SPOT TREATMENT OF UNDESIRABLE VEGETATION

KILLS [9/24/97 Notification] LABELED WEEDS AND GRASSES, ROOTS AND ALL
Contains No Diquat

DOES NOT HAVE SOIL ACTIVITY

SUITABLE FOR USE AROUND FLOWER BEDS, TREES, SHRUBS, FENCES, WALKS AND SPOT TREATMENT IN LAWNS

[11/20/97 Notification] Ideal for spot treatment on driveways, sidewalks and patios

Starts working in 24 hours (Approved by 11/7/97 phone call with James Tompkins)

Ornamental gardens can be reseeded or replanted 1 day after treatment

New, Improved Formula

See Results in 24 hours

New Quick Connect Sprayer

Quick Click Sprayer

Now with quick connect sprayer

Quick & easy to use

New quick connect sprayer

Easy to store

No leaks or mess

See back for instructions

Fast Acting Formula

New Formula

Active Ingredient

Glyphosate [9/24/97 Notification], N-(phosphonomethyl)glycine,
-in the form of its isopropylamine salt 0.75%


Inert Ingredients 99.25%

Keep out of reach of children

CAUTION

[11/20/97 Notification] See back panel (booklet) for Precautionary Statements and Directions for Use.

[11/20/97 Notification] Open resealable label for Directions and Precautions



Press to Reseal

NET CONTENTS: 24 fl oz (1 pt 8 oz) 709mL

[11/20/97 Notification] ½ Gal /1.89 L ; 1 gal / 3.78 L

BACK PANEL

Kleeraway Grass & Weed Killer₁

Fast Acting ready to use weed killer. See results in 24 hours [11/20/97 Notification] /starts working in 24 hours. Kills tough weeds in 1 to 2 weeks - roots and all. Use in flower beds, around trees, shrubs, walks, driveways, along fences, driveways, patios, sidewalks, and mulch. [11/20/97 Notification] (Optional Reordered text) Use in flowerbeds, around trees, shrubs, on driveways, sidewalks, patios, and along fences. Will not build up in the soil to hurt plants growing nearby.

Now with quick connect sprayer.

[11/20/97 Notification] (New Quick Connect Text)

1. Pull sprayer from bottle.
2. Pull (color) hose connector and coil from sprayer handle.
3. Insert hose connector into (color) spout on cap until it clicks in place.
4. Flip up spout. Turn sprayer nozzle to open, and spray.

[arrow]

**QUICK
CONNECT
SPRAYER**

[illustration]


① Remove sprayer. Pull cord
ALL THE WAY OUT.

[illustration]

② Insert red plug into spout
(on cap) until it clicks.

[illustration]

③ Flip up spout. Open nozzle
at end of sprayer.



DIRECTIONS FOR USE

It is a violation of Federal law to use this product in a manner inconsistent with its labeling. Read the entire label before using this product. Use only according to label instructions.

WHEN TO USE


Apply when weeds are actively growing. For best results, apply on a sunny day when daytime temperature is at least 60° F. Apply only when the air is calm. Warm, sunny weather will speed up weed control. Reapply if it rains within 6 hours of application. Hard-to-control weeds (such as bermudagrass) may require a repeat application, if they regrow.

HOW TO USE

Adjust the nozzle to a coarse spray. Position sprayer tip approximately 1 - 2 feet from the weed. Spray weeds until foliage is wet. **[11/20/97 Notification]** ~~Avoid overspraying that results in runoff.~~ Flowers or ornamentals may be reseeded or replanted into treated areas the next day.

IMPORTANT: Spray carefully. Avoid spray or drift **[11/20/97 Notification]** ~~contact with~~ onto desirable lawn grasses, shrubs or trees. This product can kill or damage all vegetation contacted. If accidental spray contacts desirable foliage, **immediately** rinse the foliage with water.

WEEDS CONTROLLED such as **[11/20/97 Notification]** /including Bahiagrass, Barnyardgrass, Bermudagrass, Canada Thistle, Chickweed, Common Ragweed, Crabgrasses, Dandelion, Fescues, Field Bindweed, Field Sandbur, Foxtail, Johnsongrass, Kentucky Bluegrass, Lambsquarters, Orchardgrass, Perennial Ryegrass, Quackgrass, Red Clover, Shepherdspurse, Smooth Bromegrass, Sowthistle, White Clover and Yellow Nutsedge.



STORAGE AND DISPOSAL

STORAGE: Use and store this product only in its original container. [11/20/97 Notification] (24 oz container) – Rotate nozzle to closed position. (Quick Connect Container) - Flip down spout to close. NO NEED TO DISCONNECT TRIGGER SPRAYER. Close nozzle on trigger sprayer. Snap sprayer back in place. Store product in a secure storage area. Protect product from freezing.


DISPOSAL: To dispose of unused product, securely wrap original container in several layers of newspaper and discard in trash. In case of SPILL or LEAK, soak up with paper towels and discard in trash. Do not reuse container. Rinse thoroughly before discarding in trash.

**PRECAUTIONARY STATEMENTS
HAZARDS TO HUMANS AND DOMESTIC ANIMALS**

CAUTION: Causes eye irritation. Avoid contact with eyes or clothing. Wash thoroughly with soap and water after handling. [11/20/97 Notification] [CHILD/PET REENTRY ICON] Keep children and pets off treated area until spray is thoroughly dry. **FIRST AID: IF IN EYES:** Flush eyes with plenty of water. Call a physician if irritation persists. **Note to Physicians:** Emergency Information call 1-800-454-2333 [9/24/97 Notification] (OR) 1-800-225-2883.

ENVIRONMENTAL HAZARDS

Do not apply directly to water. Do not contaminate water when disposing of equipment washwaters.



6/6

NOTICE: Buyer assumes all responsibility for safety and use not in accordance with directions.

This product is protected by U.S. Patent No. 4,405,531. Other patents are pending. No license granted under any non-U.S. patent.

REPACKAGING OR REFORMULATION FOR SALE IS PROHIBITED

☎ Medical Information call 1-800-454-2333
Product Information call 1-800-225-2883.
[9/24/97 Notification] (Option for one phone number) Questions, Comments or Medical Information? Call: 1-800-225-2883 . <http://www.ortho.com>

™ , ® Trademarks of Monsanto Company
© MONSANTO COMPANY 1995

Manufactured for
The SOLARIS Group of
MONSANTO COMPANY
P. O. Box 5008
San Ramon CA 94583-0808
Form No. _____
EPA Reg. 239-2641
EPA Est 56100-LA-OI⁶, 239-IA-3¹
Superscript is first letter of lot number
[9/24/97 Notification] Made in USA
Solaris®

