



## OFFICE OF CHEMICAL SAFETY AND POLLUTION PREVENTION

WASHINGTON, D.C. 20460

March 5, 2024

Chris Zemanek  
Sr. Analyst, Regulatory Affairs  
The Scotts Company d/b/a/ The Ortho Group  
PO Box 190  
Marysville, OH 43040

Subject: Label Amendment – Add alternate guarantee statements, optional marketing claims, update weed list & formatting corrections; Registration Review Mitigation for Mecoprop-p & 2,4-DP-p  
Product Name: GREENSWEEP WEED & FEED 20-0-0  
EPA Registration Number: 239-2640  
Application Date: December 4, 2023; September 30, 2020; December 14, 2020  
Case Number: 492766; 474880; 480386

Dear Chris Zemanek:

The amended label referred to above, submitted in connection with registration under the Federal Insecticide, Fungicide, and Rodenticide Act (FIFRA), as amended, is acceptable. This approval does not affect any conditions that were previously imposed on this registration. You continue to be subject to existing conditions on your registration and any deadlines connected with them.

The Agency, in accordance with the Federal Insecticide, Fungicide and Rodenticide Act (FIFRA), as amended, has completed reviewing all of the information submitted with your application to support the Registration Review of the above referenced product in connection with the Mecoprop-p and 2,4-DP-p Interim Decisions, and has concluded that your submission is acceptable.

A stamped copy of your labeling is enclosed for your records. This labeling supersedes all previously accepted labeling. You must submit one copy of the final printed labeling before you release the product for shipment with the new labeling. In accordance with 40 CFR 152.130(c), you may distribute or sell this product under the previously approved labeling for 12 months from the date of this letter. After 12 months, you may only distribute or sell this product if it bears this new revised labeling or subsequently approved labeling. "To distribute or sell" is defined under FIFRA section 2(gg) and its implementing regulation at 40 CFR 152.3.

Should you wish to add/retain a reference to the company's website on your label, then please be aware that the website becomes labeling under FIFRA and is subject to review by the Agency. If the website is false or misleading, the product would be misbranded and unlawful to sell or distribute under FIFRA section 12(a)(1)(E). 40 CFR 156.10(a)(5) lists examples of statements EPA may consider false or misleading. In addition, regardless of whether a website is referenced on your product's label, claims made on the website may not substantially differ from those claims approved through the registration process. Therefore, should the Agency find or if it is brought to our attention that a website contains false or misleading statements or claims substantially differing from the EPA approved registration, the website will be referred to the EPA's Office of Enforcement and Compliance.

Page 2 of 2

EPA Reg. No. 239-2640

Case No. 492766; 474880; 480386

Your release for shipment of the product constitutes acceptance of these conditions. If these conditions are not complied with, the registration will be subject to cancellation in accordance with FIFRA section 6.

If you have any questions, please contact Endia Blunt at 202-566-2505 or at [blunt.endia@epa.gov](mailto:blunt.endia@epa.gov).

Sincerely,

A handwritten signature in black ink, appearing to read 'Kable Bo Davis', enclosed within a hand-drawn oval.

Kable Bo Davis  
Senior Regulatory Specialist  
Registration Division (7505P)  
Office of Pesticide Programs

Enclosure

# GreenSweep Weed & Feed 20-0-0

***Optional sticker:*** [Greens Your Lawn in 24 hours and Kills Weeds!]

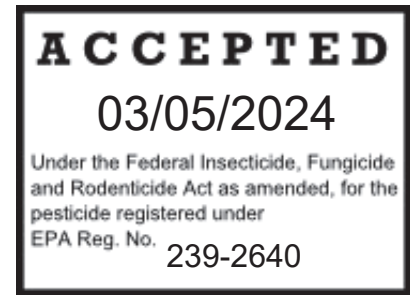
***Front of Label***

[Feeds and Treats] ***or*** [Covers][Up to 6,000 Square Feet]

***Insert product name:*** [GreenSweep Weed & Feed]

***Note to PM: Optional Front Panel Claims***

- [Kills dandelions, clover and other listed lawn weeds.]
- [Easy to use!] [Just attach hose and spray!]
- [Contains patented slow-release nitrogen for extended feeding.]
- [Gives your lawn a quick boost of nitrogen while controlling weeds.]
- [Quickly feeds your lawn while controlling weeds.]
- [Fertilizes lawn and kills broadleaf weeds.]
- [Connect & Spray]
- [Weed and Feed]
- [10/X Minute Lawn Care]
- [Lawn Care in Under 10/X Minutes]



NET CONTENTS 1 QT ***and/or*** 32 FL OZ, [946 mL] / XX FL OZ (X QT) XXX ml  
***Option to insert correct product weight in addition to or replacement of volume.***

***Note to PM: Active Ingredients on sub-registered products may appear with full scientific name***

ACTIVE INGREDIENTS

2,4-D, Dimethylamine Salt* .....	2.29%
Mecoprop-p, Dimethylamine Salt** .....	1.15%
Dichlorprop-p, Dimethylamine Salt*** .....	1.13%
OTHER INGREDIENTS .....	95.43%
TOTAL .....	100.00%

**KEEP OUT OF REACH OF CHILDREN**

**CAUTION**

See back panel booklet for additional precautionary statements.

***Insert correct fertilizer analysis*** [XX-XX-XX]

***Place this form number vertically on side.*** [LFXXXXXXXXXX] [UPC code symbol]

***Back Label Cover Page***

***Located on corner flap***

[OPEN Resealable Label for Directions and Precautions]

[PRESS TO RESEAL [on base of label] ]

[OPEN] *or* [LIFT HERE]

**Fertilizer Guarantee Section**

**Note to PM: Fertilizer derived from statement can vary NPK as well as fertilizer slow release claims. Ingredients listed are based upon approved CSF.**

**Insert Product Name** [GreenSweep Weed & Feed]

[XX-X-X] GUARANTEED ANALYSIS [F643][F1305][F1379][FXXX]

Total Nitrogen (N) .....XX%

XX% Urea Nitrogen

XX% Other Water Soluble Nitrogen†

Available phosphate (P205) .....X%

Soluble potash (K2O) .....X%

Derived from: [*insert source*].

†[Contains Slowly Available [Water Soluble] Nitrogen from [*insert source*].]

**Note to PM: The follow optional statement will be used for products sold in Florida in order to comply with the Florida (fertilizer) Urban Turf Rule.**

[For warm/cool season lawns: The package will apply X.XX pounds of product per 1000 square feet.]

Check with your local Cooperative Extension Agency to obtain specific information on local turf best management practices [for feeding your lawn].

Check with your county or city government to determine if there are local regulations for fertilizer use.

Information regarding the contents and levels of metals in this product is available on the internet at <http://www.aapfco.org/metals.html>

This product contains:

\*2,4-Dichlorophenoxyacetic Acid 1.9%, 0.18 lb/gal

\*\*+(R)-2-(2, Methyl-4-Chlorophenoxy)propionic Acid 0.95% 0.09 lb/gal

\*\*\*+(R)-2-(2,4-Dichlorophenoxy)propionic Acid 0.95 %, 0.09 lb/gal

Isomer Specific AOAC Method No. 6.321.

[Sold by] [Sold and Guaranteed by]

[Distributed for/by]

[Manufactured for/by]

The Ortho Group

P.O. Box 190

Marysville, OH 43040

[Form LE07622T000 ]

EPA Req. No. 239-2640

EPA Est. 239-IA-3<sup>1</sup>, 58996-M0-1<sup>A</sup>, XXXX

[Superscript is first letter of lot number]

[Made in USA ]

[Made for *insert corporation name and address*]

**Note to PM: *Optional back label / panel claims and statements***

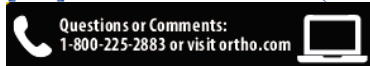
- [Formulated for residential use.]
- [Greensweep Weed & Feed fertilizes lawns and kills broadleaf weeds in one easy step.]
- [Greensweep Weed & Feed][Controls broadleaf weeds and gives your lawn a [quick] [feeding] boost of nitrogen][that lasts for weeks.]
- [Use on bluegrass, fescue, ryegrass, bahiagrass, common Bermudagrass, centipedegrass and zoysiagrass.]
- [When used as directed, Scotts liquid Turf Builder supplements your regular fertilizer program.]
- [To spot treat lawn weeds try Ortho<sup>®</sup> Weed-B-Gon<sup>®</sup>]
- [It Kills Weeds, Not Lawns. (image of WBG 24 oz. RTU)]

**Note to PM: *Optional applicator claims and statements***

- [Easy] [Ergonomic] Comfort Grip [Design]
- Easy [to use]
- Hand doesn't get wet
- Hand stays dry
- Includes water [only] setting/option
- Instant/Easy [One-handed] on/off applicator/switch/action
- No mixing required
- One-handed operation
- Ready-Spray<sup>®</sup>/Ready-to-Spray/Applicator Name
- Simple [and easy] [to use]
- [Simply] attach to [garden] hose and spray/go
- [10/X Minute Lawn Care]
- [Lawn Care in Under 10/X Minutes]

[phone icon] [Questions, Comments] Questions / Information [Questions or Comments][or Medical Information]

[call] 1-800-543-TURF (8873)/ 1-800-225-2883 [and/or] [our website www.] [[scotts.com](http://scotts.com) / [ortho.com](http://ortho.com) ]



**Note to PM: *List of weeds controlled may be a full or partial list on product label.***

[WEEDS CONTROLLED]

[Alder, Artichoke, Aster, Austrian fieldcress, Beggartick, Biden, Bitterweed, Black medic, Box elder, Broomweed, Buckhorn, Bull thistle, Burdock, Bur ragweed, Buttercup, Canada thistle, Carpetweed, Catnip, Chickweed, Chicory, Clover, Dandelion, Dock, Elderberry, English daisy, Florida pusley, Goldenrod, Ground ivy, Healall, Henbit, Honeysuckle, Horsetail, Ironweed, Knotweed, Lambsquarters, Mallow, Morning glory, Musk thistle, Mustard, Nettle, Oxalis, Pennywort, Peppergrass, Pepperweed, Pigweed, Plantain, Poison Ivy, Poison Oak, Ragweed, St. Johnswort, Sheep sorrel, Shepherdspurse, Smartweed, Sowthistle, Speedwell,

Spurge, Spurweed, Stinkweed, Sumac, Sunflower, Thistle, Tumbleweed, Velvet leaf, Veronica, Vetch, Virginia buttonweed, Virginia creeper, Wild aster, Wild carrot, Wild garlic, Wild geranium, Wild lettuce, Wild onion, Wild radish, Wild rape, Wild strawberry, Wild sweet potato, Willow, Witchweed, Woodsorrel, Wormseed, Yarrow, Yellow rocket]

***End of optional claims***


***Internal back booklet label***

***Note to PM: Directions for Use Option 1***

**DIRECTIONS FOR USE:** It is a violation of Federal law to use this product in a manner inconsistent with its labeling.

READ ENTIRE LABEL BEFORE USING THIS PRODUCT. USE STRICTLY IN ACCORDANCE WITH LABEL PRECAUTIONARY STATEMENTS AND DIRECTIONS.

Do not apply this product in a way that will contact any person or pet, either directly or through drift.

[Reentry icon ] Keep people and pets out of the area during application. Do not allow people or pets to enter the treated area until sprays have dried.

**SPRAY DRIFT ADVISORIES**

THE APPLICATOR IS RESPONSIBLE FOR AVOIDING OFF-SITE SPRAY DRIFT. BE AWARE OF NEARBY NON-TARGET SITES AND ENVIRONMENTAL CONDITIONS.

**IMPORTANCE OF DROPLET SIZE**

An effective way to reduce spray drift is to apply large droplets. Use the largest droplets that provide target pest control. While applying larger droplets will reduce spray drift, the potential for drift will be greater if applications are made improperly or under unfavorable environmental conditions.

**HAND HELD TECHNOLOGY APPLICATIONS**

Take precautions to minimize spray drift

**HOW TO APPLY: *(For use with Ready-To-Spray System)***

Shake well before using. Connect sprayer to hose. Turn on water.

- To begin spraying, point nozzle in the direction you want to spray. Bend small [*insert color*] plastic tab [on side/on top] of sprayer back and turn knob clockwise to ON position.
- Spray evenly over measured area.
- To stop spraying, bend small [*insert color*] plastic tab back and turn knob counter clockwise to OFF position. Turn off water.
- Relieve water pressure by bending plastic tab back and turning knob to ON position until water slows to a drip. Then, turn knob back to OFF position.
- Disconnect sprayer from hose.

***Note to PM: Optional Application Directions for Ready-Spray 2***

## **HOW TO APPLY: (For use with Ready-Spray 2)**

### **Connect:**

1. Shake well before using. [optional step]
2. Connect sprayer to hose.
3. Turn on water.
4. Extend hose to farthest area of the measured area to be treated. [optional step]

### **Spray:**

1. To begin spraying, [disengage safety lock and] point nozzle in the direction you want to spray.
2. Slide thumb activation switch forward to ON position.
3. Spray evenly over measured area.

### **Finish:**

1. To STOP spraying, slide thumb activation switch backward to OFF position.
2. Turn off water.
3. Relieve water pressure by sliding thumb switch to ON /WATER/ WATER ONLY position until water slows to a drip. Then, slide switch back to OFF position [and engage safety lock].
4. Disconnect sprayer from hose.

[Optional illustrations may be used in conjunction with the above steps]

## **AMOUNT TO APPLY**

Apply only the specified amount for the area to be covered.  
Exceeding the specified rates may damage turf.

### **WARM SEASON LAWNS** - Bahia, common Bermuda, centipede and zoysia.

1 quart covers 6,000 sq ft.

**NOTE:** Some temporary injury may occur with these lawns.

## **USE RESTRICTIONS**

In spring, do not apply until grass has reached full green-up. In fall, do not use when grass is going into dormancy. Some hybrid Bermuda grasses may be sensitive to this product.

### **COOL SEASON LAWNS** - bluegrass, fescue and ryegrass

1 quart covers 4,000 sq ft.

## **FOR BEST RESULTS**

- If lawn needs watering, water thoroughly 24 hours before application.
- Do not cut grass 1 to 2 days after application.
- Do not water for 48 hours after application as watering will wash off weed killing material.
- Spray when air is calm to avoid spray drift that might injure desirable ornamental plants.
- Do not apply when temperatures exceed 85°F.
- Do not reseed, sod or plug lawns or plant stolons for 3 to 4 weeks after use. Do not apply to newly seeded lawns until they have been mowed three times.
- Spray when weeds are actively growing.



- [RESULTS:] Weeds will begin to curl within a few days. Some hard-to-control weeds may require a repeat application in 3 to 4 weeks.

### **IMPORTANT**

For grass lawns only. Do not spray St. Augustinegrass, Buffalograss, dichondra, lippia or desirable clovers. Do not use this product on flower or vegetable beds, or around shrubs, trees or ornamental plantings. The maximum number of broadcast applications per treatment site is 2 per year. Do not make broadcast applications greater than 0.75 lb ae mecoprop-p/Acre.

#### ***End of Directions for use Option 1***

#### ***Note to PM: Directions for use Option 2 for Private Label Branding***

For grass lawns only. Do not use this product on flower or vegetable beds or around shrubs, trees or ornamental plantings.

**DIRECTIONS FOR USE:** It is a violation of Federal law to use this product in a manner inconsistent with its labeling.

READ ENTIRE LABEL BEFORE USING THIS PRODUCT. USE STRICTLY IN ACCORDANCE WITH LABEL PRECAUTIONARY STATEMENTS AND DIRECTIONS.

Do not apply this product in a way that will contact any person or pet, either directly or through drift.

[Reentry icon] Keep people and pets out of the area during application. Do not allow people or pets to enter the treated area until sprays have dried.

### **SPRAY DRIFT ADVISORIES**

THE APPLICATOR IS RESPONSIBLE FOR AVOIDING OFF-SITE SPRAY DRIFT. BE AWARE OF NEARBY NON-TARGET SITES AND ENVIRONMENTAL CONDITIONS.

#### **IMPORTANCE OF DROPLET SIZE**

An effective way to reduce spray drift is to apply large droplets. Use the largest droplets that provide target pest control. While applying larger droplets will reduce spray drift, the potential for drift will be greater if applications are made improperly or under unfavorable environmental conditions.

#### **HAND HELD TECHNOLOGY APPLICATIONS**

Take precautions to minimize spray drift

### **HOW TO USE: *(For use with Ready-To-Spray System)***

- Make sure ON/OFF valve is in OFF position. Shake well.
- Connect sprayer nozzle to hose. Turn on the water at the tap.
- When ready to treat, point in the direction away from face and body and pull toward the hose end connection.
- Turn the ON/OFF valve to the ON position. The water mixes automatically with this product at the proper ratio.
- Walk and spray at steady pace.



***Note to PM: Optional Application Directions for Ready-Spray 2***

**HOW TO APPLY: (For use with Ready-Spray 2)**

**Connect:**

1. Shake well before using. [optional step]
2. Connect sprayer to hose.
3. Turn on water.
4. Extend hose to farthest area of the measured area to be treated. [optional step]

**Spray:**

1. To begin spraying, [disengage safety lock and] point nozzle in the direction you want to spray.
2. Slide thumb activation switch forward to ON position.
3. Spray evenly over measured area.

**Finish:**

1. To STOP spraying, slide thumb activation switch backward to OFF position.
2. Turn off water.
3. Relieve water pressure by sliding thumb switch to ON /WATER/ WATER ONLY position until water slows to a drip. Then, slide switch back to OFF position [and engage safety lock].
4. Disconnect sprayer from hose.

[Optional illustrations may be used in conjunction with the above steps]

Apply only the specified amount for the area to be covered. Exceeding the specified rates may damage turf.

**For COOL SEASON LAWNS** such as Bluegrass, Fescue and Ryegrass: 1 quart covers 3,300 sq ft. When applying to Bentgrass, grass height should be 1-1/2 inches or more.

**For WARM SEASON LAWNS** such as Bahia, Common Bermuda, Common St. Augustine, Centipede and Zoysia. 1 quart covers 5000 sq ft. Do not use on Floratam or other improved varieties of St. Augustinegrass. Some temporary injury may occur with these lawns. In spring, do not apply until grass has reached full green-up. In fall, do not use when grass is going into dormancy. **Note:** Some hybrid Bermuda grasses may be sensitive to this product.

**RESULTS:** Weeds will begin to curl within a few days. Some hard- to-control weeds may require a repeat application in 3 to 4 weeks. The maximum number of broadcast applications per treatment site is 2 per year.

**IMPORTANT USE PRECAUTIONS:** Spray when weeds are actively growing. If lawn needs watering, water thoroughly 24 hours before application. Do not cut grass 1 to 2 days before and after application. Do not water for 48 hours after application as watering will wash off weed killing material. Spray when air is calm to avoid spray drift that might injure desirable ornamental plants. Do not apply when temperatures exceed 85°F. Do not apply to newly seeded grasses until they have been mowed three times. Do not reseed, sod, or plug lawns or plant stolons for 3 to 4 weeks after use. Do not spray Buffalograss, dichondra, lippia or desirable clovers. Do not make broadcast applications greater than 0.75 lb ae mecoprop-p/Acre.


***End of Directions for use Option 2 for Private Label Branding***

***Note to PM: Directions for Use Option 3 for Private Label Branding***

For grass lawns only. Do not use this product on flower or vegetable beds or around shrubs, trees or ornamental plantings. [Formulated for residential use.]

**DIRECTIONS FOR USE:** It is a violation of Federal law to use this product in a manner inconsistent with its labeling.

READ ENTIRE LABEL BEFORE USING THIS PRODUCT. USE STRICTLY IN ACCORDANCE WITH LABEL PRECAUTIONARY STATEMENTS AND DIRECTIONS.

[Reentry icon ] Do not apply this product in a way that will contact any person or pet, either directly or through drift. Keep people and pets out of the area during application. Do not allow people or pets to enter the treated area until sprays have dried.

**SPRAY DRIFT ADVISORIES**

THE APPLICATOR IS RESPONSIBLE FOR AVOIDING OFF-SITE SPRAY DRIFT. BE AWARE OF NEARBY NON-TARGET SITES AND ENVIRONMENTAL CONDITIONS.

**IMPORTANCE OF DROPLET SIZE**

An effective way to reduce spray drift is to apply large droplets. Use the largest droplets that provide target pest control. While applying larger droplets will reduce spray drift, the potential for drift will be greater if applications are made improperly or under unfavorable environmental conditions.

**HAND HELD TECHNOLOGY APPLICATIONS**

Take precautions to minimize spray drift

**HOW TO [USE] or [APPLY] [the Ready-To-Spray System]: *(For use with Ready-To-Spray System)***

***Note to PM: Information may appear in bullet or numbered format. Information can be presented in paragraph form.***

Connect	<ul style="list-style-type: none"><li>• Shake well before using.</li><li>• Connect sprayer to hose.</li><li>• Turn on water.</li></ul>
Spray	<ul style="list-style-type: none"><li>• To begin spraying, point nozzle in the direction you want to spray.</li><li>• Bend small [<b><i>insert color</i></b>] plastic tab [on side / on top] [of sprayer] back and turn knob clockwise to ON position.</li><li>• Spray evenly over desired area.</li><li>• It will take 10-15 minutes to spray the entire contents of this product.</li></ul>
Finish	<ul style="list-style-type: none"><li>• To stop spraying, bend small [<b><i>insert color</i></b>] plastic tab back and turn knob counter clockwise to OFF position.</li><li>• Turn off water.</li><li>• Relieve [water] pressure [in hose] by bending plastic tab back and turning knob to ON position until water slows to a drip. Then, turn knob back to OFF position</li><li>• Disconnect sprayer from hose.</li></ul>

***Note to PM: Optional Application Directions for Ready-Spray 2***

**HOW TO APPLY: [the Ready-To-Spray System/Application System]: (For use with Ready-Spray 2)**

**Connect:**

1. Shake well before using. [optional step]
2. Connect sprayer to hose.
3. Turn on water.
4. Extend hose to farthest area of the measured area to be treated. [optional step]

**Spray:**

1. To begin spraying, [disengage safety lock and] point nozzle in the direction you want to spray.
2. Slide thumb activation switch forward to ON position.
3. Spray evenly over measured area.

**Finish:**

1. To STOP spraying, slide thumb activation switch backward to OFF position.
2. Turn off water.
3. Relieve water pressure by sliding thumb switch to ON /WATER/ WATER ONLY position until water slows to a drip. Then, slide switch back to OFF position [and engage safety lock].
4. Disconnect sprayer from hose.

[Optional illustrations may be used in conjunction with the above steps]

Apply only the specified amount for the area to be covered. Exceeding the specified rates may damage turf.

**For COOL SEASON LAWNS [GRASSES]** such as Bluegrass, Fescue and Ryegrass and Bentgrass: 1 quart covers 3,300 sq ft. When applying to Bentgrass, grass height should be 1-1/2 inches or more.

**For WARM SEASON LAWNS [GRASSES]** such as Bahia, Common Bermuda, Common St. Augustine, Centipede and Zoysia. 1 quart covers 5000 sq ft. Do not use on Floratam or other improved varieties of St. Augustinegrass. Some temporary injury may occur with these lawns [grasses]. In spring, do not apply until grass has reached full green-up. In fall, do not use when grass is going into dormancy. **Note:** Some hybrid Bermuda grasses may be sensitive to this product.

**RESULTS:** Weeds will begin to curl within a few days. Some hard- to-control weeds may require a second treatment / a repeat application in 3 to 4 weeks. The maximum number of broadcast applications per treatment site is 2 per year.

**IMPORTANT USE PRECAUTIONS:** Spray when weeds are actively growing. If lawn needs watering, water thoroughly 24 hours before application. Do not cut grass 1 to 2 days before and after application. Do not water for 48 hours after application as watering will wash off weed killing material. Spray when air is calm to avoid spray drift that might injure desirable ornamental plants. Do not apply when temperatures exceed 85°F. Do not apply to newly seeded grasses until they have been mowed three times. Do not reseed, sod, or plug lawns or plant stolons for 3 to 4 weeks after use. Do not spray [on] Buffalograss, dichondra, lippia or [other] desirable clovers. Do not make broadcast applications greater than 0.75 lb ae mecoprop-p/Acre.

***Note to PM: End of Directions for use Option 3***

## STORAGE AND DISPOSAL

**PESTICIDE STORAGE:** Store product in original container in a safe place. Protect container from freezing.  
**PESTICIDE and CONTAINER DISPOSAL:** **If empty:** Nonrefillable container. Do not reuse or refill this container. Place in trash or offer for recycling if available. **If partly filled:** Call your local solid waste agency for disposal instructions. Never place unused product down any indoor or outdoor drain.

## PRECAUTIONARY STATEMENTS

### HAZARDS TO HUMANS & DOMESTIC ANIMALS

**CAUTION:** Harmful if absorbed through skin. Causes moderate eye irritation. Avoid contact with eyes, skin or clothing. Wear long pants, long-sleeved shirt, socks, shoes and chemical resistant gloves when handling or applying this product. After using this product, rinse gloves before removing, remove clothing and launder separately before reuse, and promptly and thoroughly wash hands and exposed skin with soap and water. Remove saturated clothing as soon as possible and shower.

FIRST AID:
<b>If on skin or clothing:</b> Take off contaminated clothing. Rinse skin immediately with plenty of water for 15—20 minutes. Call a poison control center or doctor for treatment advice.
<b>If in eyes:</b> Hold eye open and rinse slowly and gently with water for 15-20 minutes. Remove contact lenses, if present, after first 5 minutes, then continue rinsing eye. Call a poison control center or doctor for treatment advice.
Have the product container or label with you when calling poison control center or doctor, or going for treatment.

**ENVIRONMENTAL HAZARDS:** This pesticide is toxic to fish and aquatic invertebrates and may adversely affect non-target plants. Drift and runoff may be hazardous to aquatic organisms in water adjacent to treated areas. Do not apply directly to or near water, storm drains, gutters, sewers, or drainage ditches. Do not apply within 25 feet of rivers, fish ponds, lakes, streams, reservoirs, marshes, estuaries, bays and oceans. Do not apply when windy. To prevent product run-off, do not over water to the point of runoff, or apply when raining or when rain is expected that day.

This chemical has properties and characteristics associated with chemicals detected in groundwater. The use of this product in areas where soils are permeable particularly where the water table is shallow, may result in groundwater contamination. Application around a cistern or well may result in contamination of drinking water or groundwater.

**NON-TARGET ORGANISM ADVISORY:** This product is toxic to plants and may adversely impact the forage and habitat of non-target organisms, including pollinators, in areas adjacent to the treated site. Protect the forage and habitat of non-target organisms by following label directions intended to minimize spray drift

**GROUNDWATER ADVISORY:** 2,4-DP-p is known to leach through soil into groundwater under certain conditions as a result of label use. This chemical may leach into groundwater if used in areas where soils are permeable, particularly where the water table is shallow.”

[NOTICE: To the extent consistent with applicable law, buyer assumes all risks of use, storage or handling of this product not in accordance with directions.]

[\*]Scotts/ ***INSERT BRANDING/BRAND NAME/Our Product [No-Quibble/Consumer] [Money Back]***

**Guarantee® [icon**   **]**

If for any reason you, [the customer/consumer] are not satisfied [with results] after using this product [when purchased from a Scotts authorized reseller], you are entitled to get your money back. Simply send us evidence of purchase [from an authorized reseller] and we will mail you a refund [check] promptly.

**OR**

If for any reason you, the end-user consumer, are not satisfied with the performance of your Scotts-Miracle-Gro family/***INSERT BRANDING/BRAND NAME*** product, simply submit your proof of purchase and we will happily refund the purchase price or provide a replacement product (in our sole discretion). [Contact Scotts/***INSERT BRANDING/BRAND NAME*** Consumer Services for additional details. (***INSERT CONSUMER SERVICES EMAIL OR WEBSITE***)]

**OR**

If you have questions: We designed this Program to make having a better lawn as simple and easy as possible. But you may still have some questions about your lawn during the year. If so, you can contact the Scotts [Lawn Pro] retailer where you bought this Program. They are ready to answer your questions and provide any help or information that you may need. -OR- You can get answers by talking directly with one of Scotts lawn counselors. Simply dial this toll-free number 1-800-543-TURF.

[Ortho & Your Environment – Your yard is a place for family and pets to enjoy. That’s why Ortho products are designed with care to provide effective solutions to weed problems. Please follow instructions for appropriate usage, storage and disposal.]

[Ace Quality since 1924]

[icon] [Ace Promise Satisfaction Guaranteed]

[The Ace Promise is in Every Bottle]

[[The Ace® Promise] If this [Ace] product, when used for its intended purpose, fails to give you complete satisfaction, return the item to the Ace Hardware store where purchased for free replacement of the same or similar item.]

[Made/Manufactured for Ace Hardware Corp. [insert address] [insert subregistrant web address]

[20XX, The Scotts Company/The Ortho Group. World rights reserved.]

***Bold, italicized text is information for the reader and is not part of the label.***  
[Bracketed information is optional text.]

EPA Reg. No. 239-2640

## OPTIONAL GRAPHICS

