

PM 25 239-2638

5/8/98

1/9

Please read instructions on reverse before completing form.

Form Approved. OMB No. 2070-0060. Approval expires 2-28-95



United States Environmental Protection Agency Washington, DC 20460

Registration Amendment Other

OPP Identifier Number 266187

Application for Pesticide - Section I

1. Company/Product Number 239-2638
2. EPA Product Manager James A. Tompkins
3. Proposed Classification None Restricted
4. Company/Product (Name) Roundup L & G Ready To Use Fast Acting formula Grass & Weed Killer
5. Name and Address of Applicant The Solaris Group of Monsanto
6. Expedited Review. In accordance with FIFRA Section 3(c)(3) (b)(i), my product is similar or identical in composition and labeling to: EPA Reg. No. Product Name

Section - II

Amendment - Explain below. Resubmission in response to Agency letter dated. Notification - Explain below. Final printed labels in response to Agency letter dated. "Me Too" Application. Other - Explain below. NOTIFICATION MAY - 8 1998

Explanation: Use additional page(s) if necessary. (For section I and Section II.)

PR 97-5

Notification: Update common name to glyphosate, isopropylamine salt. Add information on the 6 Liter size container to the Product Facts Table, and alternate text in the When To Apply section of the label.

Section - III

1. Material This Product Will Be Packaged In: Child-Resistant Packaging, Unit Packaging, Water Soluble Packaging, 2. Type of Container, 3. Location of Net Contents Information, 4. Size(s) Retail Container, 5. Location of Label Directions, 6. Manner in Which Label is Affixed to Product

Section - IV

1. Contact Point (Complete items directly below for identification of individual to be contacted, if necessary, to process this application.) Name Stephen R. Cornes, Title Registration Specialist, Telephone No. 510 355-3336. Certification: I certify that the statements I have made on this form and all attachments thereto are true, accurate and complete. 2. Signature, 3. Title Registration Specialist, 4. Typed Name Stephen Cornes, 5. Date 04/24/98, 6. Date Application Received (Stamped)

Roundup® L & G READY-TO-USE Fast Acting Formula Grass & Weed Killer

[ABN Roundup Ready-To-Use Weed & Grass Killer]
[ABN Roundup Fence & Yard Edger]

NOTIFICATION

MAY - 8 1998

[graphics of weeds dying in 1-7 days]

[water droplet] water based

Kills unwanted weeds and grasses, roots and all

Guaranteed results with one application.

Ready-to-use, no mixing. Covers xx sq ft(varies with container size)

Does not have soil activity

Spray weeds in and around fences, trees, driveways, flower beds, walkways, shrubs, and for lawn renovation. (This "lawn renovation" phrase not for 24 oz container size.)

This 24 oz bottle can be REFILLED with one tablet of Roundup Quik Stik Grass & Weed Killer. See Storage and Disposal section for more information. (This for 24 oz container size only.)

New package See sprayer for Directions

1 Remove this sprayer and pull cord ALL THE WAY OUT.

2 Insert green plug into spout (on cap) until it clicks. THEN flip spout up.

3 Open nozzle at end of sprayer.

This 24, 64, 128 or 170 fl oz bottle can be refilled using Roundup Concentrate Weed & Grass Killer or Roundup Super Concentrate Weed & Grass Killer. [See bottle label for specific instructions.]

Now Bigger Size

NEW Fast & Easy Pressure Sprayer

POWERFUL CONTINUOUS SPRAY IN 3 SIMPLE STEPS

(1) picture Insert white plug into handle until it clicks.

(2) picture Slide lock to open. Pull up once on handle.

(3) picture Push button on wand to start spraying.

New! Larger Size, Kills the root so weeds don't come back

See results in 24 hours, Kills the root

Ornamentals and Flower Beds, Easy-to-use Applicator

Spot treatment for lawn replanting, Kills weeds and grasses, roots and all

All Purpose Weed & Grass Killer, New quick click sprayer

New quick connect sprayer, Quick & easy to use

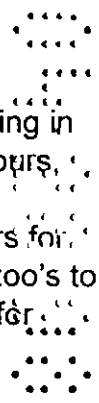
No leaks or mess, Easy to store (see back for instructions)

Starts working overnight, Starts to kill overnight, Works overnight, Starts working in hours, See results in hours, Starts to kill in the same day, Begins working in hours,

Starts to kill in hours, Works in hours

Kills weeds dead ... breaks down into natural materials. Rainproof in two hours for control that won't wash away. New/Now rainproof. New improved. Used by zoo's to effectively control weeds. Now approved for use in vegetable gardens. Ideal for

1



3191

vegetable garden weed control.

KEEP OUT OF REACH OF CHILDREN

CAUTION

Read precautions and directions on back label.

Active Ingredient

Glyphosate **[4/20/98 Notification]**, isopropylamine salt.....0.96%

Inert Ingredients.....99.04%

NET 6 fl oz,

24 fl oz (1pt 8 fl oz) (709 mL)	750mL (1 pt 9.3 fl oz) (25.3 fl oz)
64 fl oz (1/2 gal) (1.89 L)	2L (1/2 gal 3.6 fl oz)(67.7 fl oz)
128 fl oz (1 gal) (3.785 L)	4L (1 gal 7.2 fl oz) (135.4 fl oz)
256 fl oz (2 gal) (7.75 L)	
170 FL OZ (5 L) 1 GAL 1 QT 10 FL OZ	

[Back Label]

Roundup® L & G READY-TO-USE Fast Acting Formula Grass & Weed Killer

[Illustrations with new Larger Containers package directions located on top]

QUICK CONNECT SPRAYER

- (1) picture Remove sprayer. Pull cord ALL THE WAY OUT.
- (2) picture Insert green plug into spout (on cap) until it clicks.
- (3) picture Flip up spout. Open nozzle at end of sprayer.

Roundup Ready-To-Use is pre-mixed and pre-measured. It will kill almost all annual and perennial weeds, grasses and other unwanted plants. Ideal for tough to reach weeds found in flower beds and vegetable gardens. Use on driveways and walkways, or around fences, trees, flower beds, shrubs and other areas in your yard. Roundup kills weeds by stopping the production of a substance found only in plants. Any Roundup not absorbed by the plant breaks down into natural materials. Roundup will not move in or on the soil to untreated plants.

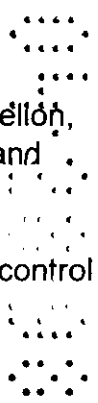
HOW IT WORKS

Roundup kills weeds by stopping the production of a substance found only in plants. It enters plants through foliage and moves systemically down to the roots. Any product not absorbed by plants breaks down into natural materials. Roundup will not move in or on the soil to untreated plants.

CONTROLS ALL WEEDS AND GRASSES INCLUDING:

Barnyardgrass, Bermudagrass, Thistle, Chickweed, Common Ragweed, Dandelion, Fescues, Johnsongrass, Clover and Yellow Nutgrass and many other annual and perennial grasses, weeds, sedges and brush.

Used by American Zoo and Aquarium Association member zoos to effectively control weeds.




4/9

DIRECTIONS FOR USE

It is a violation of Federal law to use this product in any manner inconsistent with its labeling.

READ ENTIRE LABEL. USE STRICTLY IN ACCORDANCE WITH LABEL PRECAUTIONARY STATEMENTS AND DIRECTIONS.

Product Facts	
Container treats over 200 weeds. (Text for 24 oz container size)	
Container treats over 500 weeds. (Text for 1/2 gallon container size)	
Container treats over 1000 weeds. (Text for 1 gallon container size)	
[4/20/98 Notification]	
Container treats over 1500 weeds. (Text for 6 liter container size)	
Kills	[illustrations]
Weeds	ALL TYPES OF WEEDS & GRASSES
Where to Use	<ul style="list-style-type: none"> • On walkways & driveways • In flower beds & vegetable gardens • Around shrubs & trees • Along fences
<i>[This is an optional location, alternative location is above address]</i>	
	Product Info
	Call 1-800-225-2883 [4/20/98 Notification] http://www.roundup.com
	Medical Info
	Call 1-800-454-2333

WHEN TO USE

Use anytime weeds and grasses are actively growing. Treated weeds usually show initial symptoms within hours and complete kill in 1 to 2 weeks. Larger more established weeds may take up to 4 weeks for a complete kill. Roundup works best in warm sunny weather with daytime temperature above 60° F. Reapply if it rains within 2 hours after application. If hard-to-control weeds are not killed within 4 weeks, reapply.

WHEN TO APPLY

- Apply when weeds are actively growing.
- For best results apply during warm sunny weather (above 60° F).
- Spray when air is calm to prevent drift to desirable plants.
- Roundup is RAIN-PROOF™ in 2 hours. Rainfall 2 hours after application will not wash away effectiveness. **[4/20/98 Notification]** (or) RAIN-PROOF – Rain or watering 2 hours after application will not wash away effectiveness.
- Weeds usually begin to wilt within hours with complete kill in 1 to 2 weeks. Established weeds may require a repeat application.
- All ornamental flowers, trees & shrubs may be planted 1 day after application.

HOW TO USE

3/9

To treat individual weeds adjust the nozzle to a coarse spray. Spray when air is calm. Position sprayer tip approximately 1-2 feet from weeds and apply until completely covered. **IMPORTANT:** Roundup is an all-purpose weed and grass killer which will kill almost all plants contacted. If necessary, use cardboard or plastic to shield desirable plants. If plants are accidentally sprayed, rinse off immediately with water. Do NOT use for spot weed control in lawns since Roundup kills all green plants, including lawn grass.

Sprayed areas can be replanted with ornamentals or flowers the day after treatment.

HOW TO APPLY

- Adjust nozzle to a coarse spray. Spray the weeds or grasses you want to kill until thoroughly wet.
- When spot treating weeds in a flower or vegetable garden, shield desirable plants from drift with a sheet of cardboard or plastic. If desirable plant is accidentally sprayed, rinse off immediately with water.

IMPORTANT: Do not spray plants or grasses you like - they may die too. Not recommended for spot weed control in lawns since Roundup kills lawn grasses.

REUSE AND REFILL INSTRUCTIONS:

[For Fast & Easy Pressure Sprayer]

Refill **ONLY** with Roundup Concentrate and Super Concentrate Weed & Grass Killer. Do not use this bottle for other products.

[24 fl oz]

To refill: Add 3 Tablespoons of Roundup Concentrate Weed & Grass Killer or 4 teaspoons of Roundup Super Concentrate Weed & Grass Killer to this empty 24 fl oz bottle. Then add 24 fl oz (3 cups) clean tap water and use according to the label directions.

REFILL

To this empty container add 3 cups of water then 3 Tbs of Roundup Concentrate or 4 tsp of Roundup Super Concentrate.

[For use with the 64 oz bottle]

To refill: Add 7 Tablespoons (3 1/2 fl oz) of Roundup Concentrate Weed & Grass Killer or 3 Tablespoons (1 1/2 fl oz) of Roundup Super Concentrate Weed & Grass Killer to this empty 64 fl oz bottle. Then add 64 fl oz (1/2 gal) clean tap water and use according to the label directions.

REFILL

To this empty container add 1/2 gallon of water then 3 1/2 fl oz (7 TBS) of Roundup Concentrate or 1 1/2 fl oz (3 TBS) of Roundup Super Concentrate.

4

6/9

[For use with the 128 oz bottle]

To refill: Add 7/8 cup (7 fl oz) of Roundup Concentrate Weed & Grass Killer or 6 Tablespoons (3 fl oz) of Roundup Super Concentrate Weed & Grass Killer to this empty 128 fl oz bottle. Then add 128 fl oz (1 gal) clean tap water and use according to the label directions.

REFILL

To this empty container add 1 gallon of water then 7 fl oz **[4/20/98 Notification]** (14 Tbs) of Roundup Concentrate or 3 fl oz (6Tbs) of Roundup Super Concentrate.

[2/17/98 Notification]

[For use with the 1.58 gal (202 fl oz) container]


Refill

To this empty container add 192 fl oz (1 1/2 gal) of water then 10 1/2 fl oz **[4/20/98 Notification]** (21 Tbs) of Roundup Concentrate or 4 1/2 fl oz (9 Tbs) of Roundup Super Concentrate.

[Text for Fast & Easy Pressure Sprayer]

[For use with the 170 oz bottle]

For refilling: Remove the entire pumping mechanism. Prepare new product carefully following refill instructions. To refill: Add (10.5 fl oz) of Roundup Concentrate Weed & Grass Killer or 4.5 fl oz of Roundup Super Concentrate Weed & Grass Killer to this empty 5 L (170 fl oz) bottle. Then add 5 L (170 fl oz) clean tap water and use according to the label directions.



7/9

Alternate front label text and directions for ABN: Roundup Fence & Yard Edger

ABN: Roundup Fence & Yard Edger

[graphics of weeds dying in 1-7 days]

[graphics of applicator in use]

Water Based, Kills weeds and grasses, roots and all on contact.

Easy to Use Applicator, Convenient Applicator, No Measuring, Quick Kill, Total Kill, No Odor, The Container is the Applicator, Ready-to-use, no mixing. Covers 1200 Linear Feet, Use in and around fences, trees, driveways, ornamentals, patios, walkways, and shrubs. Built - in applicator, Use along fences, driveways, walkways, around shrubs, trees, around ornamentals, Use over the root zones of trees, shrubs or desirable plants [AZA LOGO] American Zoological Association species survival plan

No Root. No Weed. No Problem.

Kills the root so weeds don't come back

[back panel]

Roundup will kill almost all annual and perennial weeds, grasses and other unwanted plants. Roundup Fence & Yard Edger has a built-in applicator that makes it easy to use for trimming and edging along driveways and walkways, or around fences, trees, flower beds, shrubs and other areas in your yard. Roundup kills weeds by stopping the production a substance found only in plants. Any Roundup not absorbed by the plant breaks down into natural materials. Roundup will not move in or on the soil to untreated plants.

DIRECTIONS FOR USE

It is a violation of Federal law to use this product in a manner inconsistent with its labeling.

READ ENTIRE LABEL. USE STRICTLY IN ACCORDANCE WITH LABEL PRECAUTIONARY STATEMENTS AND DIRECTIONS.


WHERE TO USE

Use as an edger along driveways, fences, cracks in sidewalks, and around ornamentals, trees and shrubs. Also use for larger areas such as brick and gravel walkways and patios. Roundup can be used over the root zone of desirable plants without injury.

WHEN TO USE

Use anytime weeds and grasses are actively growing. Treated weeds usually show symptoms within 24 hours with complete kill in 1-2 weeks. Larger, more established weeds may take up to 4 weeks for a complete kill. Roundup works best in warm sunny weather with daytime temperatures above 60°F. Reapply if it rains within 6 hours after

6



8/9

application or if regrowth occurs.

HOW TO APPLY

- Remove top cap.
- Tighten the built-in sprinkler applicator .

To use as an edger:

- Turn jug upside down.
- Walk slowly holding jug 2 - 6 inches above the ground or weeds.
- Apply product to thoroughly cover unwanted vegetation.
- One gallon will cover a band 2 inches wide and 1200 feet long.

To control weeds in larger areas, such as brick or gravel walks and patios:

- Turn jug upside down.
- Hold jug about waist high to apply.
- Adjust the width of the spray pattern to cover weeds by raising or lowering the jug.

IMPORTANT: Roundup is an all-purpose weed and grass killer which will kill almost all plants contacted. If necessary, use cardboard or plastic to shield desirable plants. If plants are accidentally sprayed, rinse off immediately with water.

STORAGE AND DISPOSAL

[For RTU/Nested/Edger Sprayer]

STORAGE: Flip down spout to close. **NO NEED TO DISCONNECT TRIGGER SPRAYER.** Close nozzle on trigger sprayer. Snap sprayer back in place. Store this product in its original container, in a secure area. Protect container from freezing.

[For Fast & Easy Pressure Sprayer]

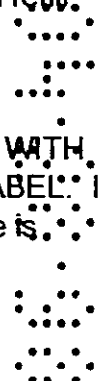
To store, make sure handle is all the way down. Slide lock to close. **DO NOT DISCONNECT WAND FROM HANDLE.** Snap wand back in place. Store this product in its original container, in a secure area. Protect container from freezing.

DISPOSAL: To dispose of partially used or empty container, securely wrap it in several layers of newspaper and discard in trash. In case of **SPILL** or **LEAK**, soak up with paper towels and discard in trash. Do not reuse container. [optional text for refill instructions]. Do not reuse empty container except for refill in accordance with refill instructions.

[text for 24 oz container size]

DO NOT REUSE SPRAY BOTTLE EXCEPT FOR REFILL IN ACCORDANCE WITH DIRECTIONS ON THE ROUNDUP® QUIK STIK GRASS & WEED KILLER LABEL. If NOT used for refill, rinse thoroughly before discarding in trash. [Refill language is optional]

PRECAUTIONARY STATEMENTS



9/9

HAZARDS TO HUMANS & DOMESTIC ANIMALS

CAUTION: Causes eye irritation. Avoid contact with eyes or clothing. Wash thoroughly with soap and water after handling.

[REENTRY ICON] People and pets may re-enter treated areas after spray has dried.
FIRST AID: IF IN EYES: Flush eyes with plenty of water. Call a physician if irritation persists. In case of an emergency involving this product, call 1-800-454-2333.

ENVIRONMENTAL HAZARDS

Do not apply directly to water. Do not contaminate water when disposing of equipment washwaters.

NOTICE: BUYER ASSUMES ALL RESPONSIBILITY FOR SAFETY AND USE NOT IN ACCORDANCE WITH DIRECTIONS.

This product is protected by U.S. Patent No. 4,405,531. Other patents pending. No license granted under any non-U.S. patent(s).

REFORMULATION OR REPACKAGING FOR SALE IS PROHIBITED

☎ Medical Information call 1-800-454-2333
Product Information call 1-800-225-2883

®Trademarks of Monsanto Company
©MONSANTO COMPANY 1995
SOLARIS®
Manufactured for
The SOLARIS Group of Monsanto Company
P.O. Box 5008
San Ramon CA 94583-0808
EPA Reg. No. 239-2638
Form No. RS884-B C / Product 6035
EPA Est. 239-IA-3¹, 56100-LA-1^G
Superscript is first letter of lot number
Made in USA

