



United States
Environmental Protection Agency
Washington, DC 20460

Registration
 Amendment
Other

OPP Identifier Number
244486

Application for Pesticide - Section I

1. Company/Product Number 239-2636	2. EPA Product Manager R Taylor	3. Proposed Classification <input checked="" type="checkbox"/> None <input type="checkbox"/> Restricted
4. Company/Product (Name) Roundup Concentrate Weed & Grass Killer	PM#	
5. Name and Address of Applicant (Include ZIP Code) The SOLARIS Group of Monsanto Company P. O. Box 5006 San Ramon, CA 94583-0906 <input type="checkbox"/> Check if this is a new address	6. Expedited Review. In accordance with FIFRA Section 3(c)(3)(b)(i), my product is similar or identical in composition and labeling to: EPA Reg. No. _____ Product Name _____	

Section - II

<input type="checkbox"/> Amendment - Explain below.	<input type="checkbox"/> Final printed labels in response to Agency letter dated _____
<input type="checkbox"/> Resubmission in response to Agency letter dated _____	<input type="checkbox"/> "Me Too" Application.
<input checked="" type="checkbox"/> Notification - Explain below.	<input type="checkbox"/> Other - Explain below.

NOTIFICATION

Explanation: Use additional page(s) if necessary. (For section I and Section II.)

NOTIFICATION
To submit final labels illustrating the changes in precautionary language eliminating the precaution against skin contact and including the "or transplanting" in the vegetable section. Form 9-953-02

JAN 2 1997

Section - III

1. Material This Product Will Be Packaged In:				2. Type of Container	
Child-Resistant Packaging <input type="checkbox"/> Yes* <input type="checkbox"/> No	Unit Packaging <input type="checkbox"/> Yes <input type="checkbox"/> No	Water Soluble Packaging <input type="checkbox"/> Yes <input type="checkbox"/> No		<input type="checkbox"/> Metal	<input type="checkbox"/> Plastic
* Certification must be submitted		If "Yes" Unit Packaging wgt. No. per container	If "Yes" Package wgt. No. per container	<input type="checkbox"/> Glass	<input type="checkbox"/> Paper
3. Location of Net Contents Information <input type="checkbox"/> Label <input type="checkbox"/> Container		4. Size(s) Retail Container		5. Location of Label Directions <input type="checkbox"/> On Label <input type="checkbox"/> On Labeling accompanying product	
6. Manner in Which Label is Affixed to Product <input type="checkbox"/> Lithograph <input type="checkbox"/> Paper glued <input type="checkbox"/> Stenciled			<input type="checkbox"/> Other _____		

Section - IV

1. Contact Point (Complete items directly below for identification of individual to be contacted, if necessary, to process this application.)		
Name Katherine A. Buteau	Registration Specialist	Telephone No. (510) 237-3339 (Include Area Code)
Certification I certify that the statements I have made on this form and all attachments thereto are true, accurate and complete. I acknowledge that any knowingly false or misleading statement may be punishable by fine or imprisonment both under applicable law.		6. Date Application Received (Stamped)
2. Signature <i>Katherine A. Buteau</i>	3. Title Registration Specialist	
4. Typed Name Katherine A. Buteau	5. Date December 4, 1996	

Makes up to 21 Gallons,
Covers up to 6,300 sq ft

Kills The Root

Roundup®
WEED & GRASS KILLER

Concentrate

NOTIFICATION

ACTIVE INGREDIENT:
Glyphosate, N-(phosphonomethyl) glycine
in the form of its isopropylamine salt 18.0%
Inert ingredients 82.0%

KEEP OUT OF REACH OF CHILDREN

CAUTION See back panel booklet for
additional precautionary statements.

NET 64 FL OZ (1/2 GAL)



9 5 5 5

3/5

BEST AVAILABLE COPY

RESEEDING AND REPLANTING IN SPRAYED AREAS

Ornamentals and Flowers: May be reseeded or replanted the next day.

Vegetables: To plant listed vegetables, wait 3 days after spraying, before seeding or transplanting. For tomato transplants or unlisted vegetables, wait 30 days after spraying.

Beans	Garlic	Peppers
Beet Greens	Horseradish	Potato
Broccoli	Jerusalem Artichoke	Pumpkin
Brussels Sprouts	Kale	Radish
Cabbage	Kohlrabi	Rhubarb
Cantaloupe	Leek	Rutabaga
Carrot	Lentils	Spinach
Cauliflower	Lettuce	Summer Squash
Celery	Melons	Sweet Potato
Chard (Swiss)	Mustard Greens	Tomatillo
Chicory	Okra	Tomato*
Collards	Onion	Turnip
Corn	Rape Greens	Watercress
Cucumber	Parsley	Winter Squash
Eggplant	Parsnips	Yams
Endive	Peas	

*Note: Tomatoes planted from seed only. Wait 30 days for rooted transplants.

Small Fruits and Berries: The following listed crops may be planted (by seed, rooted cutting, or transplant) 7 days after spraying Roundup. For unlisted small fruit and berries, wait 30 days after spraying.

Blackberry, Black Raspberry, Blueberry, Boysenberry, Currant, Dewberry, Elderberry, Gooseberry, Huckleberry, Loganberry, Ofallieberry, Red Raspberry, and Strawberry.

Fruit and Nut Trees or Grapevines: If Roundup is used to control weeds around fruit or nut trees or grapevines, allow 21 days before eating the fruits or nuts.

For information regarding specific weeds controlled by this product call 1-800-225-2883.

**Used by American Zoo and Aquarium Association
Member Zoos to Effectively Control Weeds.**



Roundup* Concentrate Weed & Grass Killer

Roundup Concentrate will kill almost all annual and perennial weeds, grasses and other unwanted plants. Mix Roundup concentrate with water and use on driveways and walkways, or around fences, trees, flower beds, shrubs and other areas in your yard. Roundup can also be used for large jobs such as lawn renovation and vegetable and flower garden preparation. Roundup kills weeds by stopping the production of a substance found only in plants. Any Roundup not absorbed by the plant breaks down into natural materials. Roundup will not move in or on the soil to untreated plants.

This product can be used to refill
Roundup Ready-To-Use Weed & Grass Killer.

Peel open for use directions and further information



Medical information call 1-800-454-2333

Product information call 1-800-225-2883

PRESS TO RESEAL

CAUTION: May cause eye irritation. Avoid contact with eyes or clothing. SEE ADDITIONAL PRECAUTIONARY STATEMENTS AND DIRECTIONS INSIDE BOOKLET.

This product is protected by U.S. Patent No. 4,405,531. Other patents pending. No license granted under any non-U.S. patent(s).

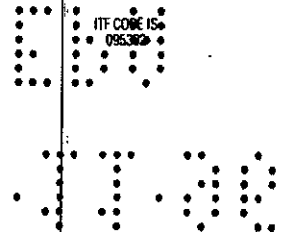
REFORMULATION OR REPACKAGING FOR SALE IS PROHIBITED

©Trademarks of Monsanto Company

SOLARIS®

©Monsanto Company 1996

Manufactured for
The SOLARIS Group of
Monsanto Company
P.O. Box 5008
San Ramon CA 94583-0808
Form 0-953-02 / Product 8041
EPA Reg. No. 239-2636
EPA Est. 239-1A-3, 524-LA-11, 56100-LA-1¹
Superscript is first letter of lot number
Made in USA



ITF CODE IS
095302

Roundup® Concentrate will kill almost all weeds, grasses and other unwanted plants. Mix Roundup Concentrate with water and use on driveways and walkways, or around fences, trees, flower beds, shrubs and other areas in your yard. Roundup can also be used for large jobs such as lawn renovation and vegetable and flower garden preparation.

DIRECTIONS FOR USE

It is a violation of Federal law to use this product in a manner inconsistent with its labeling.

READ ENTIRE LABEL. USE ONLY ACCORDING TO LABEL DIRECTIONS OBSERVING ALL PRECAUTIONS.

WHEN TO USE

Use anytime weeds and grasses are actively growing. Treated weeds usually show initial symptoms within 1 week and complete kill in 1 to 2 weeks. Larger more established weeds may take up to 4 weeks for a complete kill. Roundup works best in warm sunny weather with daytime temperature above 60°F. For best results, apply when weeds are small and before seedheads have formed. Reapply if it rains within 6 hours after application. If hard-to-control weeds are not killed within 4 weeks, reapply.

WHERE TO USE

For General Weed Control: Use along fences, paths, patios, sidewalks and driveways, around trees, shrubs, and ornamental plantings and flower beds, around buildings, and in brick and gravel walkways. Use to trim and edge landscape areas. Do NOT use for spot weed control in lawns since Roundup kills all green plants, including lawn grass.

For Spot Spraying: Use on actively growing weeds in and around flower beds, ornamental trees, fruit and nut trees, grapevines, shrubs, fences, driveways and walkways. Spray when air is calm. Make sure Roundup does not contact the leaves, green stems, or exposed roots of plants you don't want to kill. If necessary, use cardboard or plastic to shield plants. Roundup will not move in or on the soil to untreated plants. If Roundup is used to control weeds around fruit or nut trees or grapevines, allow 21 days before eating the fruit or nuts.

For Landscaping: Use to prepare areas for planting of ornamentals, trees, shrubs, desert landscapes, rock gardens, flower beds or similar plantings. Treated areas can be replanted 1 day after treatment.

For Lawn Renovation

- Use Roundup to kill existing weeds and grasses including the old lawn.
- For best results, apply in Spring or Fall, when daytime temperatures are at least 60°F.
- Under dry conditions, water lawn every other day for a week before using Roundup.
- Do not mow for 7 days before or after treatment.
- After 7 days, prepare the soil for planting by raking or rototilling the lawn.
- Rake up and remove loosened thatch or debris.
- Mix in starter fertilizer and other amendments, if needed. Level the soil.
- Apply seed according to directions on seed package, or install sod. Grass seed must have a good contact with soil to germinate and grow.
- Keep area moist for 2 weeks to establish new lawn, then water as needed.

HOW TO USE

IMPORTANT: Roundup is an all-purpose weed and grass killer which will kill almost all plants contacted. If necessary, use cardboard or plastic to shield desirable plants. If plants are accidentally sprayed, rinse off immediately with water. Spray when air is calm. Spray to evenly wet the weed.

To apply this product use:

- Plastic, aluminum or stainless steel tank sprayer
- ORTHO® DIAL 'n SPRAY®
- ORTHO SPRAY-ETTE®
- Other hose-end sprayer recommended for weed killers
- Handtrigger sprayer

Do not use or store solutions of this product in galvanized steel or unlined steel sprayers, or apply through any type of irrigation system or with a sprinkling can. Rinse sprayer and flush all sprayer components with water 3 times after use. Spray rinse water on bare soil or gravel. After very thorough cleaning, sprayer may be used to apply other products.

Use the following table to determine the amount of Roundup you need. Close cap tightly after use.

1 teaspoon (tsp)


½ fl oz = 1 Tablespoon (Tbs) = 3 tsp

1 fl oz = 2 Tbs

APPLICATOR	MIXING INSTRUCTIONS General Weed Control Annuals	MIXING INSTRUCTIONS Tough Weed Control Perennials, Brush, Lawn Renovation	AREA TO TREAT
Tank Sprayer	Use 3 oz (6 Tbs) Roundup in 1 gal of water.	Use 6 oz (12 Tbs) Roundup in 1 gal of water.	300 sq ft (30 ft x 10 ft)
ORTHO DIAL 'n SPRAY Hose-End Sprayer	Add 3 oz (6 Tbs) Roundup to sprayer jar. Do NOT add water. Set dial to 3 oz and spray.	Add 6 oz (12 Tbs) Roundup to sprayer. Do NOT add water. Set dial to 5 oz and spray.	300 sq ft (30 ft x 10 ft)
ORTHO SPRAY-ETTE	Add 12 oz Roundup to sprayer jar. Fill to 4 gal mark and spray.	Add 20 oz Roundup to sprayer jar. Fill to 4 gal mark and spray.	1200 sq ft (30 ft x 40 ft)
Handtrigger Sprayer	Use 4 tsp in 24 oz of water.	Use 2½ Tbs in 24 oz of water.	Use for spot treatments or single weeds.

For best results after mixing with water, use within 2 weeks.

BEST AVAILABLE COPY



Roundup® Concentrate Weed & Grass Killer

STORAGE AND DISPOSAL

STORAGE: Store this product only in its original container and in a secured storage area. Protect container from freezing.


DISPOSAL: Securely wrap partially filled or empty container in several layers of newspaper and discard in trash. Do not reuse container.

SPILL OR LEAK: In case of spill or leak, soak up spill with paper towels and discard in trash.

PRECAUTIONARY STATEMENTS

HAZARDS TO HUMANS & DOMESTIC ANIMALS

CAUTION: May cause eye irritation. Avoid contact with eyes or clothing. Wash thoroughly with soap and water after handling.

 People and pets may reenter treated areas after sprayed vegetation has dried.

FIRST AID: If in eyes, immediately flush with plenty of water. Get medical attention if irritation persists. In case of emergency involving this product, call 1-800-454-2333.

ENVIRONMENTAL HAZARDS: Do not apply directly to water. Do not contaminate water when disposing of equipment washwaters.

NOTICE: BUYER ASSUMES ALL RESPONSIBILITY FOR SAFETY AND USE NOT IN ACCORDANCE WITH DIRECTIONS.



Medical information call 1-800-454-2333
Product information call 1-800-225-2883

©Trademarks of Monsanto Company
© Monsanto Company 1996
Manufactured for The SOLARIS Group of Monsanto Company
P.O. Box 5008 San Ramon CA 94583-0808
Form 0-963-02 / Product 6041
EPA Reg. No. 239-2636
EPA Est. 239-IA-3, 524-LA-1, 56100-LA-1F
Superscript is first letter of lot number
Made in USA