

PM 23

239-2581

yellow
1/11

MAY 16 1996

Ms. Katherine A. Buteau
The SOLARIS Group of Monsanto Co.
P.O. Box 5006
San Ramon, CA 94583-0906

Dear Ms. Buteau:

SUBJECT: Label Amendment - Addition of Precautionary Language
WEED-B-GON READY-SPRAY Lawn Weed Killer
EPA Registration No. 239-2581
Your Application Dated April 25, 1996.

The labeling referred to above, submitted in connection with registration under the Federal Insecticide, Fungicide and Rodenticide Act, as amended, is acceptable, provided you make the following changes:

1. Revise the Hazards To Humans & Domestic Animals, after the word "APPLYING:" in the third line of this section, to comply with requirements for products containing 2,4-D and MCPP. The revised text should read:

"When using this product wear long-sleeved shirt, long pants, socks, shoes, rubber gloves and eye protection. After using this product, rinse gloves before removing, remove clothing and launder separately before reuse, and promptly and thoroughly wash hands and exposed skin with soap and water. Remove saturated clothing as soon as possible and shower. Do not allow people (other than applicator) or pets on treatment area during application. Do not enter treatment areas until spray has dried."

Note: We have no objection if you wish to require users to wear "chemical-resistant", rather than "waterproof", gloves; however, chemical-resistant gloves are not required for this type of 2,4-D product.

2. Revise the ocular and oral First Aid statements to conform to the Agency's guidance in the Label Review Manual. Since the product is classified in Toxicity Category II, based on eye irritation potential, these statements should read as follows:

RD:STANTON:PM Team 23:Rm. 235:CM-2:305-5218:Disk #2:S504854.LET

CONCURRENCES

SYMBOL ▶	7505C							
SURNAME ▶	S. Stanton							
DATE ▶	May 16, 1996							

2/11

"IF IN EYES: Hold eyelids open and flush with a steady, gentle stream of water for 15 minutes. Get medical attention."

"IF SWALLOWED: Call a doctor or get medical attention. Do not induce vomiting. Drink promptly a large quantity of milk, egg whites, gelatin solution, or if these are not available, drink large quantities of water. Avoid alcohol."

A stamped copy is enclosed for your records. Submit one copy of your final printed labeling before you release the product for shipment.

Sincerely yours,

Joanne I. Miller
Product Manager (23)
Fungicide-Herbicide Branch
Registration Division (7505C)

Enclosure

3/11

ORTHO® WEED-B-GON® READY-SPRAY® Lawn Weed Killer

10/11/94 (10/11/94) Outdoor Use Only

Treats 5,000 sq ft of Lawn

6/13/95 (water drop icon) water based

Kills: Dandelions, Clover, Chickweed, Plantains, Henbit, Wild Onions and many other listed weeds.

Ready-to-use concentrate mixes automatically with water through the attached 10/11/94 (Hose-End Sprayer Attached) (Combination of labeling statements to reduce redundancy and improve information flow)

READY - SPRAY

3/4

1/2

1/4

Active Ingredients	By Wt.
2,4-Dichlorophenoxyacetic acid, dimethylamine salt*.....	5.64%
2-(2-Methyl-4-chlorophenoxy) propionic acid, dimethylamine salt**	6.04%
Inert Ingredients	88.32%
*2,4-Dichlorophenoxyacetic acid equivalent, isomer specific by AOAC Method 6.275: 4.70%	
**2-(2-Methyl-4-chlorophenoxy) propionic acid equivalent: 5.0%	

KEEP OUT OF REACH OF CHILDREN

WARNING

10/11/94 See back panel booklet for additional precautionary statements.

NET CONTENTS 32 FL OZ (1 QT) 946 mL

ACCEPTED
with COMMENTS
In EPA Letter Dated

MAY 16 1996


Under the Federal Insecticide,
Fungicide, and Rodenticide Act
as amended, for the pesticide
registered under EPA Reg. No.

239-2581

4/11

[FOR ORTHO CARTRIDGE SPRAYER ONLY]

- Treats 2,500 sq ft of Lawn
- New
- Ready-to-Spray Cartridge
- Cartridge Sprayer Refill
- Ready-To-Use Cartridge
Liquid Concentrate
- To be Used Only with ORTHO Cartridge
Sprayer
- No Spill
- No Mix, No Measure, No Messy
Clean Up
- Easy-to-Use
- For Exclusive Use with ORTHO
Cartridge Sprayer
- No Mixing or Handling Required
- Simple Easy-to-Use Application
- Lock 'N Spray System
- Patented Lock 'N Spray Design
- Patented Twist 'N Lock Design
- See Instruction Booklet Inside Base
- Twist and Remove Base for Use
Instruction. Booklet
- Savings Coupon Inside
- Special Consumer Offer. See Details
Inside.
- Save on Your Next Purchase. See
Details Inside.
- Save on Other ORTHO Products.
See Details Inside.
- Cartridge
- Simple and Easy to Use
- Eliminates Mixing and Measuring
- Child Resistant Package
- For Exclusive Use with the ORTHO
LOCK 'N SPRAY Cartridge
Sprayer
- No Mixing and Measuring Necessary
- No Mixing, No Measuring Necessary
- Money Saving Coupon Inside
- Save \$.50 on Your Next Purchase.
(Coupon on Reverse side.)
- Clean
- Convenient
- LOCK 'N SPRAY System Cartridge
- Quality Guaranteed
- Multipurpose
- Self Sealing Cartridge Lid
- Cartridge Automatically Reseals Itself
- Automatic Dilution
- Use with the ORTHO LOCK 'N SPRAY
Cartridge Sprayer
- Cartridge System Automatically
Dilutes the Proper Proportion of
Product and Water
- Simple to Use
- No Mixing or Measuring
- No Mixing
- No Measuring
- Guaranteed Quality
- No Messy Measuring
- LOCK 'N SPRAY Cartridge
- LOCK 'N SPRAY Cartridge System
- Accurate
- Accurate Dosage
- Premeasured
- No Leak
- Carton Made from 100% Recycled
Paperboard
Minimum 35% Post-Consumer
Content



5/11

10/11/94 THE FOLLOWING COPY IS FOR FIX-A FORM BOOKLET TYPE LABELS WHICH CONSUMERS CAN OPEN, READ, AND RESEAL EASILY AT RETAIL AS WELL AS AT TIME OF USE

Ready-to-use concentrate for controlling broadleaf lawn weeds. Kills: Dandelions, Chickweed, Plantains, Henbit, Wild Onions, and many other listed weeds. Do not apply to Dichondra, Lippia, St. Augustine and Clover Lawns. *Information moved from directions for use to improve consumer understanding of product prior to purchase.*

Peel open for use directions and further information.

WARNING: Causes substantial but temporary eye injury. Harmful if swallowed or absorbed through skin. Do not get in eyes, on skin, or on clothing. SEE ADDITIONAL PRECAUTIONARY STATEMENTS AND DIRECTIONS INSIDE BOOKLET

PULL HERE TO OPEN LABEL PRESS TO RESEAL

Medical Information call 1-800-454-2333
Product Information call 1-800-225-2883

® Trademark of Monsanto Company
© Monsanto Company 1994

The SOLARIS Group of
Monsanto Company
P.O. Box 5008
San Ramon CA 94583-0808
Form 7-820-03 / Product 5606
EPA Reg. No. 239-2581
EPA Est. 239-1A-3
Made in USA

.....
.....
.....
.....
.....
.....
.....
.....
.....
.....
.....

6/11

DIRECTIONS FOR USE: It is a violation of Federal law to use this product in a manner inconsistent with its labeling.

READ ENTIRE LABEL. USE STRICTLY IN ACCORDANCE WITH LABEL PRECAUTIONARY STATEMENTS AND DIRECTIONS.

[10/11/94]

tsp = teaspoon

Tbs = Tablespoon

~~WEED-B-GON READY SPRAY Lawn Weed Killer is designed for use through the Ready-To-Use concentrate attached sprayer for controlling of broadleaf lawn weeds. (Combination of label statements to reduce redundancy and improve consumer understanding)~~

[FOR ORTHO CARTRIDGE SPRAYER ONLY]

The Lock 'N Spray System eliminates mixing, measuring, and messy clean-up. With its unique design and easy one-step application, lawn and garden care is now faster and easier. Simply choose the cartridge application that you need and attach it to the cartridge sprayer (sold separately) as shown below.

DIRECTIONS FOR USE

(ILLUSTRATION)

Remove Base Cup: (Optional)

- Twist bottom to tear label perforation.
- Snap off base cup to view liquid.
- Save base cup and reattach after use if storage is necessary.
- Connect sprayer to hose.

(ILLUSTRATION)

Attach/Lock Cartridge to Sprayer:

- Push up to seal cartridge firmly against sprayer.
- Grasp top portion of cartridge and twist counterclockwise to "LOCK" position.
- Turn water on at faucet.

(ILLUSTRATION)

(ILLUSTRATION)

Water Control Knob Adjustment:

- Turn water control knob on sprayer to position.
- Pull trigger to spray. Sprayer automatically delivers the proper spray solution.

(ILLUSTRATION)

When Finished:

- Twist cartridge in clockwise direction to "UNLOCK" position and remove. Cartridge automatically reseals itself.
- Flush water through sprayer to clean.
- Reattach base cup to cartridge for storage, if necessary. Cartridges contain liquid concentrate product that can be reused.

~~10/11/94~~ DIRECTIONS FOR USE ON LAWNS.


For control of Dandelions, Chickweed, Plantains, Clover, and other listed weeds, apply WEED-B-GON-READY SPRAY Lawn Weed Killer when weeds are actively growing. ~~Spray weeds such as Wild Garlic and Wild Onions when they appear in late fall and again in early spring.~~ Water lawn thoroughly 1 to 2 days before application. Do not water for 48 hours after application. ~~Do not mow for one week before treating.~~ Spray entire lawn, wetting weeds and lawn grasses; do not saturate. Spray when air is calm to avoid spray drift that might injure desirable ornamental plants. Adjust water pressure at faucet to give a coarse spray which is less likely to drift. Do not apply when temperatures are expected to exceed 85°F within 24 hours following application. Temporary injury may occur on Bent, Bermuda, Red Fescue, Centipede, and Carpet grasses. DO NOT apply to Dichondra, Lippia, St. Augustine, and Clover lawns. ~~2/24/93~~ The maximum number of broadcast applications (entire lawn) is 2 per year.

HOW TO USE

~~10/11/94~~ Shake well before using. Connect attached spray nozzle to garden hose. Turn the green water control ON/OFF valve on top of spray nozzle to the "OFF" position. Turn on water at faucet. Extend hose to the farthest area of lawn to be treated, and work back towards faucet so that you do not walk over treated areas. ~~Information moved below to improve information flow.~~ Using a coin or key, rotate the small green product control valve located near front of nozzle forward to the "OPEN" position.

~~10/11/94~~ To BEGIN spraying, point spray nozzle towards lawn and turn the green water control valve to the "ON" position. *The water automatically mixes with the product.* Walk at a steady pace while spraying using an even sweeping motion, slightly overlapping treated areas. ~~Spray entire lawn, wetting weeds and grasses, do not saturate.~~ ~~Information moved from above how to use section to improve information flow.~~ Refer to graduated scale on side of container to guide coverage (example: when bottle is half empty, one half of the prescribed area should have been covered).

~~10/11/94~~ To STOP spraying, turn green water control valve to the "OFF" position. Rotate small green product control valve back to "CLOSED" position. Turn off water at faucet. ~~Point sprayer away from desirable plants.~~ To relieve pressure, turn green water control valve to "ON" position and point sprayer away from any desirable plants before removing nozzle from hose.



8/11

[Illustrations of sprayer ON/OFF and OPEN/CLOSED features]

[For Alternate Sprayer Equipment]

HOW TO APPLY

FOR USE WITH: ORTHO Weed Killer Sprayer and ORTHO SPRAY-ETTE® hose-end sprayers or tank-type sprayers, refer to table below for recommended dilutions and follow directions for the sprayer selected.

DILUTION TABLE

<u>Area</u>	<u>Water to Use</u>	<u>Amount of WEED-B-GON READY-SPRAY Lawn Weed Killer to Use</u>
200 sq ft	1 gal	2½ Tbs
600 sq ft	3 gal	4 fl oz
1,200 sq ft	6 gal	8 fl oz (1 cup)

FOR USE WITH: DIAL 'n SPRAY® Hose-End Sprayer: Example Pour 8 fl oz (1 cup) of product undiluted directly into the jar (do not add water). Set dial on top of sprayer at 1 ½ oz and spray to just wet the foliage over a 1,200 sq ft lawn area, (30' x 40'), using all the product in the jar. Wash sprayer through the dial setting used by flushing sprayer with clean, soapy water before storing.


NEWLY SEEDED LAWNS: May be treated after they have been mowed at least three times.

HARDY WEEDS

For hardy weeds such as Clover, Ground Ivy, Oxalis, Sheep Sorrel, Dock, Thistles, and Morningglory in lawns, repeat application in two to three weeks if necessary.

~~2/24/96~~ The maximum number of broadcast applications (entire lawn) is 2 per year.

IMPORTANT: Do not use this product for controlling weeds in flower or vegetable beds or around shrubs or ornamental plantings. Do not reseed for three to four weeks after use. Avoid spray contact or drift to susceptible plants as this may injure flowers, shrubs, garden vegetables, fruit trees, and other crops.



10/11

~~10/11/94~~ **KILLS: Annuals, Biennials, and Perennials Weeds**
 Black Medic, Burdock (Common), Canada Thistle, Carpetweed, Chickweed
 (Common and Mouseear), Clover (Annual and Perennial), Creeping Beggar Weed,
 Curly Dock, Dandelion, Dichondra, Fennel, Fleabane, Florida Pusley, Geranium
 (wild), Ground Ivy, Hawkweed, Henbit, Knotweed, Lambsquarters, Lawn
 Pennywort, Lippia, Mallow, Morningglory, Oxalis, Pigweed, Plantain (Buckhorn and
 Common), Purslane, Ragweed, Sheep Sorrel, Shepherdspurse, Smartweed,
 Sowthistle, Speedwell, Spurge, Thistles, Wild Carrot, Wild Garlic, Wild Onion,
 Yarrow. *[Note: this is a combined list of weeds to make it easier for consumers
 to find their specific weed - most homeowners do not know if weeds are annuals,
 biennials, or perennials. No new weeds have been added to the list.]*

STORAGE AND DISPOSAL

STORAGE: Keep product in original container. Do not put concentrate or dilute into food or drink containers. Avoid contamination of feed and foodstuffs. Do not store near feed, foodstuffs, fertilizers, seeds, insecticides, or fungicides. Store in a cool, dry place, preferably in a locked storage area. Do not store diluted spray.
DISPOSAL: Empty or partially filled container may be disposed of by securely wrapping original container in several layers of newspaper and discard in trash.

PRECAUTIONARY STATEMENTS

HAZARDS TO HUMANS & DOMESTIC ANIMALS

WARNING: Causes substantial but temporary eye injury. Harmful if-swallowed or absorbed through skin. Do not get in eyes, on skin, or on clothing.

~~2/24/93~~ **MIXING / APPLYING:** When applying this product wear goggles or face shield, long pants, long sleeved shirt, ~~2/24/93~~ socks, shoes and chemical resistant gloves. Wash nondisposable gloves thoroughly with soap and water before removing. Wash thoroughly with soap and water after handling. Remove contaminated clothing and wash ~~2/24/93~~ laundry separately before reuse.
~~4/25/96~~ Remove saturated clothing as soon as possible and shower.
~~2/24/93~~ Promptly and thoroughly wash hands and exposed skin with soap and water after using this product. ~~10/11/94~~ ~~Child/Pet icon~~ Do not reenter or permit ~~2/24/96~~ allow others such as children and pets on treatment area during application or to reenter treated areas until spray has dried.

~~10/11/94~~ **STATEMENT OF PRACTICAL TREATMENT FIRST AID:** If in eyes: Flush with plenty of water. Call a physician. If swallowed: Drink promptly a large quantity of milk, egg whites, gelatin solution, or if these are not available, drink 1 to 2 glasses of water. Avoid alcohol. Induce vomiting by touching back of throat with finger. Do not induce vomiting or give anything by mouth to an unconscious person. If medical advice cannot be obtained, then take person and product container to the nearest medical emergency treatment center or hospital. If on skin: Wash with plenty of soap and water. Get medical attention.

Note to Physicians: Emergency Information call 1-800-454-2333.

ENVIRONMENTAL HAZARDS: This product is toxic to aquatic invertebrates. Drift or runoff may adversely affect aquatic invertebrates and nontarget plants. Do not

11/11

apply directly to water. Do not contaminate water when disposing of equipment washwaters.

NOTICE: Buyer assumes all responsibility for safety and use not in accordance with directions.

☒ Medical Information call 1-800-454-2333
Product Information call 1-800-225-2883

©Trademark of Monsanto Co.
©Monsanto Company 1994

The SOLARIS Group of
Monsanto Company
P.O. Box 5008
San Ramon CA 94583-0808
Form 7-820-03 / Product 5606
EPA Reg. No. 239-2581
EPA Est. 239-IA-3
Made in USA

