


WEED-B-GON READY-SPRAY
Lawn Weed Killer
EPR Reg. No. 239-2581

COPY A

(FOR ORTHO CARTRIDGE SPRAYER ONLY)

- o Treats 2,500 Sq. Ft. of Lawn
- o New:
- o Ready-to-Spray Cartridge
- o Ready-to-Use Cartridge
- o Cartridge Sprayer Refill
- o No Spill
- o No Mix, No Measure, No Messy Clean Up
- o Easy-to-Use
- o For Exclusive Use with ORTHO Cartridge Sprayer
- o Liquid Concentrate
- o To be Used Only with ORTHO Cartridge Sprayer
- o No Mixing or Handling Required
- o Simple Easy-to-Use Application
- o Lock 'n Spray System
- o Patented Lock 'n Spray Design
- o Patented Twist 'n Lock Design
- o See Instruction Booklet Inside Base
- o Twist and Remove Base for Use Instruction Booklet
- o Savings Coupon Inside
- o Special Consumer Offer. See Details Inside.
- o Save on Your Next Purchase. See Details Inside.
- o Save on Other ORTHO Products. See Details Inside.



5,000 Sq
ft Lawn

position. Rotate small green product control valve back to "CLOSED" position. Turn off water at faucet. To relieve pressure, turn green water control valve to "ON" position and point sprayer away from any desirable plants before removing nozzle from hose.

(For Alternate Sprayer Equipment)

HOW TO APPLY

FOR USE WITH: ORTHO Weed Killer Sprayer and ORTHO SPRAYETTE™ in hose-end sprayers or tank type sprayers, refer to table below for recommended dilutions and follow directions for the sprayer selected.

DILUTION TABLE

Area	Water to Use	Amount of WEED-B-GON READY SPRAY Lawn Weed Killer to Use
200 sq. ft.	1 gallon	2 1/2 Tablespoonfuls
500 sq. ft.	3 gallons	4 fl. oz.
1,200 sq. ft.	6 gallons	8 fl. oz. (1 cup)

FOR USE WITH: DIAL™ in SPRAYR™ Hose End Sprayer. **Example —** Pour 8 fl. oz. (1 cup) of product undiluted directly into the jar (do not add water). Set dial on top of sprayer at 1 1/2 oz. and spray to just wet the foliage over a 1,200 sq. ft. lawn area, (30' x 40'), using all the product in the jar. Wash sprayer through the dial setting used by flushing sprayer with clean, soapy water before storing.

NEWLY SEEDED LAWNS: may be treated after they have been mowed at least three times.

HARDY WEEDS: For hardy weeds such as Clover, Ground Ivy, Oxalis, Sheep Sorrel, Dock, Thistles, and Morning Glory in lawns and other areas, repeat application in two to three weeks if necessary.

IMPORTANT: Do not use this product for controlling weeds in flower or vegetable beds or around shrubs or ornamental plantings. Do not reseed for three to four weeks after use. Avoid spray contact or drift to susceptible plants as this may injure flowers, shrubs, garden vegetables, fruit trees and other crops.

Y™
iller
lantains,
y other
es auto-
attached

Sprayer)
By Wt.
ne
... 5.64%
... 6.04%
... 88.32%
1.70%

KILLS

Annuals

- Black Medic
- Carpetweed
- Common Chickweed
- Clover
- Creeping Bigger Weed
- Fennel
- Fleabane
- Florida Pusley
- Wild Geranium
- Hawkweed
- Knotweed
- Henbit
- Lambquarters
- Matlow
- Pigweed
- Purslane
- Ragweed
- Shepherdspine
- Smartweed
- Southwile
- Speedwell
- Spurge

KILLS

Biennials and Perennials


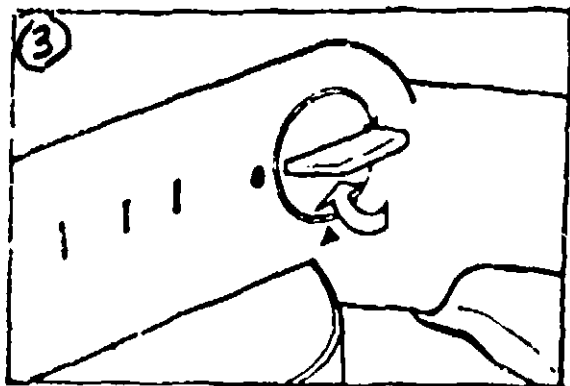
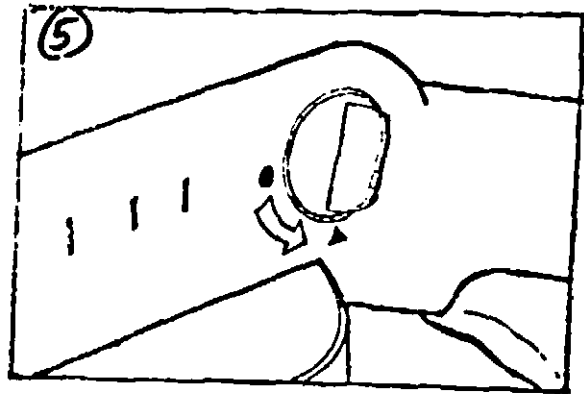
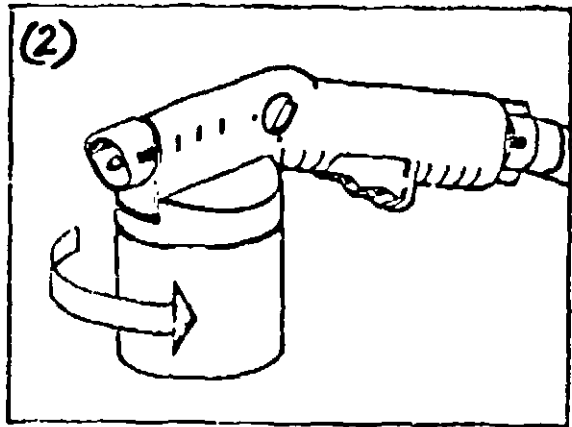
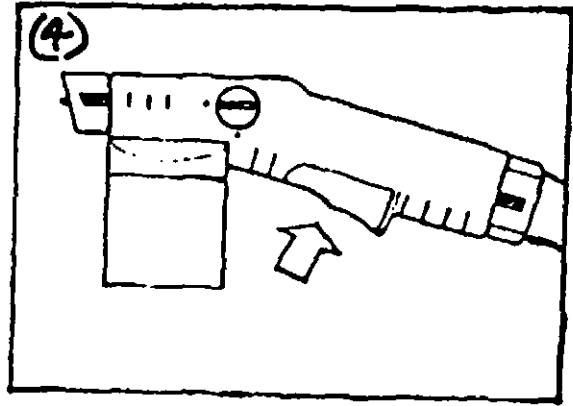
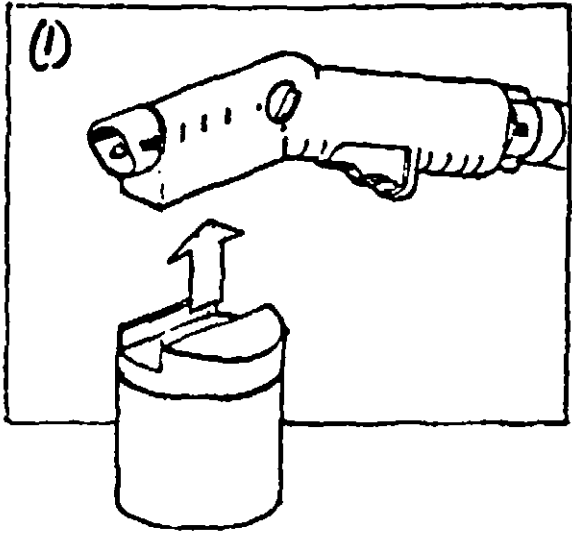
- Buckhorn Plantain
- Canada Thistle
- Clover
- Common Burdock
- Common Plantain
- Curly Dock
- Dandelion
- Dichondra
- Ground Ivy
- Lawn Pennywort
- Lippia
- Morning Glory
- Mouseear Chickweed
- Oxalis
- Sheep Sorrel
- Thistles
- Wild Carrot
- Wild Garlic
- Wild Onion
- Yarrow

BEST AVAILABLE COPY

Chevron Chemical Company © 1989
Ortho Consumer Products Division
P.O. Box 5047
San Ramon CA 94583 0947
Product 5606 Made in U.S.A.
Form RC74 E EPA Reg. No. 239 2581
EPA Est. 239 IA-3

inary
T.

ORTHO CARTRIDGE SPRAYER DIAGRAMS



TEST AVAILABLE COPY